

Hernando Quilters' Guild Newsletter

May/June 2011



Website: www.hernandoquiltersguild.com

President's Message



Dear Guild Members,

As we enter another phase in the life of the Hernando Quilters' Guild, we the new board, are honored and excited to be able to help guide it in the direction the outgoing board so faithfully began. It's been a truly magnificent two years and I sincerely hope and pray that I, along with the help of the members of the new board and all you guild members out there, will be able to maintain the same standards the old board established.

However, we cannot do this alone. The continued success of the guild is up to all of you and we are in this together. Our success will rise, or fall depending on how much each of us contributes to that effort. You are a very special group of ladies as I could tell the instant I came to my first meeting a couple of years ago. I have been a member of many groups over the years and I can assure you that I have never been a member of a group as welcoming, helpful and professional as this one.

I ask that all of you support your new board with an open mind and the enthusiasm we need to attain the results we all desire. This is after all, a team effort. I know we have the best and most talented team I've ever seen. It's such a pleasure to be a member of this group and I know I can speak for the rest of your new board when I say that you have honored all of us by electing us to be the stewards of the Hernando Quilters' Guild for the next two years. Thank you for your confidence and I ask that if you feel there are problems arising, or if you come across any issues that need to be taken care of, bring them to me. There is so much talent and skill in this group that we can handle anything. President Truman once said "The buck Stops Here." The same goes for your board.

To all snowbirds, have a wonderful summer and we look forward to seeing you in the fall. To our regular members, keep that sewing machine humming and remember seams need to be a quarter inch wide. See you at the April meeting.

Your Quilting Friend,
Barb Ogden

2011 Fat Quarter Schedule

January	Batiks
February	Red and White or Hearts
March	Greens
April	Flowers
May	Pastels
June	Animals
July	Red/White/Blue
August	Textures/Tone on Tones
September	Kid's Prints
October	Orange/Black
November	Christmas Theme
December	No Exchange

Officers/Committee Chairs 2011/2012

President	Barbara Ogden
1st Vice Pres	Meg Smith
2nd Vice Pres	Nancy Jenkins
Secretary	Janet Leadbetter
Treasurer	Pauline Galloway
Advertising	Betty Schielein
Block/Month	Muriel Johnson
Charity Chairman	Rhonda Norton
Home Front/VA	Irene Barese
Alum Tabs	Ruth Redeker
Neonatal	Ruth Redeker
Breast Cancer Quilts	Ellie Fries
Quilt Show	Bonnie Staveski
Fat Quarters	Linda Hrab
Fat Qtr Sales	Rhonda Norton
Membership	Carol Aldridge
Newsletter	Barb Theriault
Phone Tree	Doris Speidel
Shows/Travel	Betty Schielein
Sunshine	Shirley Kerstetter

AND THE WINNER IS

February	50/50 Mystery Door Prize Fat Quarters	Karen Pilon Sally Cosenza Emily Hamilton Ava Rossler Edith Mielke Ellen Green Betty Schielein
March	50/50 Mystery Door Prize Fat Quarters	Rhonda Norton Pat McCleary Edith Mielke Jean Hook Edith Mielke Joyce Shively

BLOCK OF THE MONTH

Feb	Next Door Neighbor 2 By: Karen Pilon	Karen Pilon
Mar	Appliqued Hat By: Karen Pilon	Sally Cosenza

NEWSLETTER: Call or send any information, suggestions, correspondence, tips, or sayings dealing with quilting to **Barbara Theriault, 8181 Weatherford Ave., Brooksville, FL 34613;** e-mail: btheriault1@tampabay.rr.com; or call 352-597-8816. Next deadline is **June 6, 2011**. **Do not forward messages NOT dealing with sewing, crafts, or quilting to this e-mail address.**

Happy Birthday


May

Sue Monday	1
Carol Blue	6
Sharon Allard	10
Denise Hulett	13
Roberta Hawley	18
Jean Hook	21
Meg Smith	24
Ellen Green	27
Nina Ouimette	28



June

Betty Grissom	13
Bonnie Gorman	13
Marie Hauer	16
June Callahan	21
Sally Cosenza	21
Doris Trudeau	26
Bonnie Giustozzi	28
Rowena Cox	30



Raffle Block of the Month Schedule

Preview	Distribute Kits	Raffle	Presented By	Pattern
Feb	Mar	Apr	Ava Rossler	Candy Wrap
Mar	Apr	May	Eileen Vyvyan	Chinese Coins
Apr	May	Jun	Muriel Johnson	Red/White/Blue
May	Jun	Jul	Barb Theriault	Cottages
Jun	Jul	Aug	Ellie Fries	TBA

* See Muriel Johnson to sign up

Guild Meeting Schedule

Meeting Type	Day	Date	Place	Time
Board Meeting	Wed	5/18/11	Blood Bank-Cortez Blvd	9:30am
Guild Meeting	Thurs	5/26/11	Holy Cross Lutheran-Spring Hill Dr.	9:30am
Board Meeting	Wed	6/15/11	Blood Bank-Cortez Blvd	9:30am
Guild Meeting	Thurs	6/23/11	Holy Cross Lutheran	9:30am
Board Meeting	Wed	7/20/11	Blood Bank-Cortez Blvd	9:30am
Guild Meeting	Thurs	7/28/11	Holy Cross Lutheran	9:30am

Welcome New Members

Linda Blades	Spring Hill
Doris Herrick	Spring Hill
Esther Shores	Spring Hill
Marion Dorman	Spring Hill
Brenda Colmer	Spring Hill
Denise Hulett	Spring Hill
Darla Matthews	Livonia, MI

Hernando Quilters Guild Approved Budget March 2011/March 2012

	This Year 2011-2012	Last Year 2010-2011
President	\$ 50.00	\$ 50.00
1st Vice President (Pot Luck, Christmas, Deco's, Etc)	\$ 600.00	\$ 400.00
2nd Vice President (Programs/Education)	\$ 400.00	\$ 400.00
Secretary	\$ 25.00	\$ 25.00
Treasurer	\$ 25.00	\$ 25.00
Membership Chairperson	\$ 150.00	\$ 100.00
Newsletter (Copies, Stamps, Labels, Printer Ink, etc.)	\$ 600.00	\$ 800.00
Tax I.D. #	\$ 70.00	\$ 62.00
Church - Meeting Facility Cost (\$50.00 Per session)	\$ 600.00	\$ 800.00
Life South Donation (Board Meetings/Classes Overflow)	\$ 200.00	\$ 200.00
Library Annual Book Donation	\$ 20.00	\$ 20.00
Quilt Show/Including Raffle Quilt Expense/Advertising	\$ 400.00	\$ 150.00
Donations/Charity	\$ 500.00	\$ 400.00
Misc./Other	\$ 100.00	\$ 100.00
Total	\$ 3,740.00	\$ 3,532.00

Last Year's budget total: \$3,532.00

Increased: 1st VP, Charity, Tax ID, Quilt Show, Membership

Decreased: Newsletter (Due to E-mails)/ Church Fee

Net Budget Increase: \$208.00

GUILD NEWS AND NOTES

- ❖ **May 26, 2011 Guild Meeting Events:** Randy Kasberg of Sew and Save, a sewing machine service center and one of our advertisers, will be our guest speaker at the May meeting. He will be demonstrating the care of your sewing machines and answer any questions we may have.
- ❖ **2011 Challenge Winners Announced at the February meeting:** *1st Place: Meg Smith, 2nd Place: Viola Imhoff, 3rd Place: Maureen McHugh and Best of Show: Karen Pilon. Congratulations to all.*
- ❖ **2012 Challenge:** *Karen Pilon, as Best of Show winner for this year's challenge will be in charge of the 2012 challenge. She has announced that it will be "Flower Power." See more details on page 7. She passed out a flyer with details at the March meeting and via e-mail where applicable. Call Karen Pilon with any questions.*
- ❖ **New Board Members Installed:** The new members of the Board were installed at the March meeting followed by a Luncheon. The new Board members are: Barbara Ogden – President, Meg Smith– 1st VP, Nancy Jenkins – 2nd VP, Janet Leadbetter – Secretary, Pauline Galloway – Treasurer.
- ❖ **20th Anniversary of Hernando Quilters' Guild Celebrated** Barb Theriault, our retiring President recognized five Charter Members of the guild and presented them with Charter Member Pins, a certificate and a special made chatelaine in the guild colors. A small history of the guild was also read. The Charter members were: ***Shirley Kerstetter, Rowena Cox, Marge Crocker, Ruth Redeker and Mary Ellen Schnellmann.*** Mary Ellen could not attend, but her pin, certificate and chatelaine were given to her by guild members at a later date.
- ❖ **Fat Quarter Sales at Meetings** – Rhonda Norton announced that the fat quarter price will remain at \$1.75 for now because of fat quarter donations. However, the price will increase to \$2.00 as donations decrease. She will keep you informed.
- ❖ **Canned Goods for Church Food Bank** – Thank you everyone for your generous donations at the March meeting of the canned goods and monetary donations as well. The church is very appreciative of our generosity. We will continue to bring in goods at all future meetings, making this an on-going charity and good will toward the church.
- ❖ **Breast Cancer Blocks** were handed in at the March meeting and a committee headed up by Ellie Fries, met on April 20th at Life South Blood Bank at 9:30am to put the quilt/quilts together.
- ❖ **Boutique Table For Quilt Show** – We are continuing to collect items for the Boutique Table for the Quilt Show taking place on November 12th, 2012. Anything you want to make would be appreciated. If Ellie Fries is not available please give your items to Betty Schielein or Joyce Elliffe. Keep those items coming.
- ❖ **Raffle Basket For Quilt Show** – If anyone has new items they do not want, please donate to the raffle basket for the quilt show. These items can be given to Ellie Fries or Sandy Mihalus. The raffle basket will be shown at the Boutique table at the quilt show and raffled off at the close of the show.
- ❖ **Raffle Quilt For Quilt Show** - Shirley Kerstetter has the kit for the raffle quilt which the guild purchased from items donated by Mary Sweeney's family when we had the yard sale table to benefit hospice in Mary's name. Shirley has finished most of the applique for the quilt top and blocks and fabric were handed out at the March meeting to volunteers to put blocks together and return to Shirley in April. This is going to be a beautiful quilt and tickets will be printed up as soon as the quilt is finished so we can show a photo of the quilt in our flyer and other advertising. See page 7 for a sneak peak.
- ❖ **Our next Yard Sale Table** will be at the **May meeting**. You can donate items such as quilt books, scrap fabric, patterns, sewing/quilting items, etc. Something you no longer want or need could be just the right item for one of your fellow members. The proceeds from this table will help build our treasury for future speakers, quilt show expenses, etc. See Ellie Fries for more info.
- ❖ The **Handwork/Redwork Group** will continue to meet and stitch after the monthly meeting at Holy Cross Lutheran Church. Don't forget your lunch.
- ❖ **New Recipe Corner In Newsletter** - I am adding a new segment to our newsletter starting with this one. The desire has been expressed to have a favorite recipe printed from a member to share with the guild. Please either give to me, Barb Theriault, or e-mail me your favorite recipe for future publishing in the Newsletters. I will publish only one or two per newsletter depending on space available.

Calendar of Events

Guild Classes/Events

May 10th- (Tues 9:30am) Quilt Arts Group with Sandy Mihalus. Meet at Southern Pines Condo. Call Sandy (352-688-4106) with any questions.

May 11th (Wed 9:30am) Doll Group w/Barb Ogden. Meet at Southern Pines Condo. 10:00 – 2:30 bring your doll in progress and lunch. Any questions call Barb Ogden (352-684-7222)

May 17th (Tues 9:30am) Machine Embroidery Group w/Sharon Allard and Donna Weiss Meet at Southern Pines Condo 10:00 – 2:00. Bring Lunch. Project to be announced.

May 18th (Wed 11:00am) Make and Donate w/Ava Rossler. Meet at the Blood Bank.

June 8th – (Wed 9:30am) Doll Group w/Barb Ogden. Meet at Southern Pines Condo. Bring Lunch.

June 14th (Tues. 9:30am) Quilt Arts Group w/Sandy Mihalus. Meet at Southern Pines Condo. Call Sandy (352-688-4106) with any questions.

July 19th (Tues. 9:30am) Machine Embroidery Group w/Sharon Allard/Donna Weiss Meet at Southern Pines Condo. Bring Lunch. Project to be announced.

August 17th (Wed. 9:30am) Veterans Quilt-a-thon headed up by Irene Barese will be held at the Blood Bank starting at 9:30am. Bring a box lunch.

Quilt Shows, Retreats, Etc.

July 7th – 11th 2011 - SHOP HOP IN NORTH CENTRAL FLORIDA Orange Blossom Dash

Get your passport stamped at all 4 shops and enter for a chance to win an Embroidery machine from Husky Star. Each shop will have a Gift basket to give away filled with goodies. Passports are \$5.00 before the hop and \$6.00 during the hop. With your passport you will also receive a free pattern from each shop. Fabric specials and kits specials at each shop. The stores include A Quilter's Dream in Leesburg, Clermont Sewing and Quilting in Clermont, A Material Girl in Apopka and Quilt Shop of Deland in Deland. Refreshments will also be served. A Quilters Dream will be serving fruit and Strawberry Daiquiris. Store hours for all 4 days 9-6 pm.

For info contact Connie Czernuch, A Quilter's Dream, LLC, 719 W. Main Street, Leesburg, FL 34748, 352-728-1482
<http://aquiltersdream.biz>, www.itsyourdowntown.com

The out-going board hard at work.....



Left to Right: Ellie Fries, Bonnie Staveski, Irene Barese, Barb Theriault and in Front Sandy Mihalus

FIELD TRIPS

Betty has planned the following trip for May. There will be no assigned trip for June.

Friday, May 13, 2011

Trip to A White and Tomorrow's Treasures in Crystal River. Meet at 9:30 at the Winn Dixie at Rts. 50 and 19 close to Hardees.

If you have any questions, call Betty Schielein at 352/684-5245.



The Oggie Web

Give us a few minutes! We'll make you famous!

www.theoggieweb.com
 Spring Hill, Florida

Terry Ogden
 Website Designer
 352-346-0607
terry@theoggieweb.com

Let Shirley Kerstetter, our Acting SUNSHINE LADY, 352-686-9057, know about the needs or illnesses of our members.



2011 Guild Challenge Winners



Karen Pilon

Best Of Show



1st Place



Meg Smith



2nd Place



Viola Imhof

5 Honorable Mentions



3rd Place



Maureen McHugh



Emily Hamilton



Marilyn Ryder



Ellen Green



Marilyn Bacon



Bonnie Staveski

20th Anniversary – Hernando Quilters' Guild



From Left to Right: Barb Theriault-President, Charter Members - Ruth Redeker, Rowena Cox, Marge Crocker, Shirley Kerstetter and not present was Mary Ellen Schnellmann

New Officer Installation



From Left to Right: Barb Theriault- Out-going President, The New Board 2011/2012 – Sec. Janet Leadbetter, 1st VP Meg Smith, 2nd VP Nancy Jenkins, President Barb Ogden. Treasurer Pauline Galloway -absent.

Good Food – Good Friends



Charter Members – 20 Years

In celebration of the Guild's 20th Anniversary a special Luncheon and ceremony took place at the March Installation Meeting honoring the 5 Charter Members of the Guild. Each was presented with Charter Member Pins, Chatelaines in guild colors of blue and gold along with a certificate commemorating their 20 years. Barb Theriault, our out-going President, presented the honors.



The New Board

The installation of new officers took place at our March meeting along with a celebration Luncheon commemorating the 20th Anniversary of the Guild. Pictured above, the new Board took over the meeting after the installation ceremony.





2012 Hernando Guild Challenge

FLOWER POWER

- Categories:** Appliqué (hand and machine in the same category), Pieced (machine and paper in the same category), Embroidered, Mixed Technique and Wearable Art
- Judging:** Viewer's Choice in all categories for 1st, 2nd and 3rd and "Best of Show"
- Fabric:** Your choice of fabric and colors. You may use embroidery, buttons and other embellishments as needed. Make flowers from all different kinds of materials or just use fabric with flowers in it.
- Quilting:** You must have hand or machine quilting on your quilt.
- Size:** No smaller than 16" x 16" and no larger than 60" x 60". If you are smaller or larger than the specifications, your quilt will not be judged.
- Due Date:** February 23, 2012 Guild meeting

Miscellaneous Information: There will be a sign-up sheet when you bring in your quilt to put your name and the quilt name. Also, you **MUST** have your name on the back of your quilt. No name, no judging.

The sky is the limit on this challenge!!!! Let your imagination go wild!!! Any kind of flowers!!! No excuses for not doing this one!!

If you have any questions please call Karen Pilon at 352-556-4720

* Contingent on number of entries



The quilt pictured above is a sneak peak at the beautiful pieced and appliqued quilt that Shirley Kerstetter and her helper bees are putting together as the raffle quilt for our November Quilt Show in the Gardens. The pattern name is called "A Queen and her Court." This was obtained as a kit from the supplies donated by Mary Sweeney's family for the garage sale table we had to benefit Hospice in her name.



Look Who turned 90 years young!

Our own Block of the Month Lady, **Muriel Johnson** turned 90 years young on April 16th. A surprise luncheon took place at Kally K's on Thursday, April 7th with about 40 women from the guild in attendance. She was presented with the biggest birthday card I've ever seen and a monetary gift to keep her Quilt Shop Hopping for some time to come! Our thanks go to Karen Pilon for putting the event together and to Sandy Mihalus for making the cakes. Muriel was overwhelmed and thanked everyone for their attendance and their generous gift. Many more birthdays to come Muriel!





QUILTING HISTORY



Rose Of Sharon Applique Quilt

I am the rose of Sharon, and the lily of the valleys. As the lily among thorns, so is my love among the daughters.

The Song of Solomon 2



A Rose or a Tulip?

It appears that the Rose of Sharon in the Bible might actually refer to a wild tulip that even today grows on the plains of Sharon in Palestine. When the Bible was translated into English the word "rose" was used.

Of course our foremothers would have imagined a rose, probably a wild rose. When we see this motif on a quilt it is usually a stylized rose like flower. This applique pattern reached it's peak of popularity during the middle of the 19th century and was often done in red, yellow and green. It was usually made for a wedding with it's symbolism of love and marriage.

A Quilt Representing Love and Marriage

Rose of Sharon quilts were especially popular in the mid 19th century and made a comeback during the 1920s and 30s.

Although they were made for many reasons the most traditional purpose was for newlyweds. To many nineteenth century quilters this pattern represented romantic love and the sacrament of marriage.

Whatever the purpose these lovely appliqued quilts were usually considered a best quilt to be used only for special occasions or on a bed that would get little wear.

This Motif in a Full Quilt


There are a great many variations in Rose of Sharon quilt patterns. Usually stems with leaves and flowers radiate from a central rose. There are also different ways the flowers can be arranged.

One way was to make very large blocks, big enough that four of them were enough for the whole quilt. Often the borders consisted of vines with flowers. The picture to the below is an example of this style. Sometimes this pattern is appliqued on whole cloth making more elaborate arrangements possible.

A quilt of Many Names

The Whig Rose is another name for this pattern. It is thought this name came from the 1828 United States Presidential election. The newly formed Whig party hoped to beat out Democrat, Andrew Jackson. The Whig party dissolved in the mid 19th century but the pattern name lived on.

Although Rose of Sharon quilts are more likely to have curved stems the real difference in the names is a matter of what the maker named it. It is also sometimes called the Democrat Rose, Wild Prairie Rose, Colonial Rose, Kentucky Rose or Mexican Rose. I'm sure it's had many other names as well. This is a good example of how varied the names can be for one pattern as well as varied pattern designs for one name.



Tips / Tricks / Recipes



TIPS FROM QUILTERS AROUND THE WORLD

Machine Quilting

- ❖ When machine quilting on my home sewing machine, I sit well above my machine. I sit on a step stool - the kind that every 1950's kitchen had. It looks a bit like a baby highchair, but without the tray. The two steps fold up under the chair when not in use. This higher chair forces your arms and shoulders down into a more relaxed position when you are manipulating your quilt. In a normal chair, the tendency is to shrug your shoulders up to your ears. It's very fatiguing on the body. The first time I quilted on the step stool, I quilted for 2.5 hours before stopping. I was so relaxed that I forgot to take a break! When I quilt with the higher chair, I tilt my machine BACK slightly by placing a tiny one-half-inch book underneath the front edge of the machine. Without this, the machine head blocks my vision from this higher vantage point. - kiskat in Texas

Pins and Needles

- ❖ After seeing a used sharps container in my doctors office, I made one for my sewing table. I took an empty white plastic aspirin bottle, drilled a small hole in the cap, and stuck on a bright label that says used sharps. Now I can safely dispose of broken needles and bent pins, right through the hole in the top. For something larger, such as used rotary blades or razor blades, I can unsnap the top. When its full, I can safely throw the whole container away. - Bryn in Massachusetts
- ❖ To keep track of the various types of machine needles I use, I took a pin cushion and divided it into sections using a permanent ink marker. I then put an initial in the divided section (i.e. U for universal, S for Sharps). When I switch needles during projects, I simply stick the needle in the appropriate section on the pin cushion. - Jen in Chicago

Ironing and Pressing Tips

- ❖ I covered the top of a wooden TV tray with batting and teflon fabric. I keep it beside my sewing table with an iron and use it to press my blocks as I sew them. It is very handy and saves lots of trips to the other room where the ironing board is. It is also easy to take along on retreats. - Nikki in Texas

Recipe Corner

From the Kitchen Of: Barbara Theriault

Recipe: Chocolate Lush (Delight)

Part I

1 cup flour
1 stick oleo or $\frac{1}{2}$ cup
 $\frac{1}{2}$ cup chopped nuts
Mix and press in 18x9x12 pan and bake 15 minutes at 350 degrees.
Let cool.

Part II

1 cup powdered Sugar
8oz Cream Cheese
 $\frac{1}{2}$ Large Cool Whip
Mix and pour over the crust after it cools.

Part III

2 Pkgs. Instant pudding
3 cups cold milk
Mix and pour over above.
Top with the rest of Cool Whip. Refrigerate.

May be frozen and served later. Use any pudding desired to change the taste.

Serves 12-18 people.

• Long Arm Quilting Service • Machine Embroidery Supplies

Nana's
Quilt Shop

• Fabrics • Notions

• Classes • Kits

Owners
Coleen Poole
Mary Russell

Monday - Friday 10-5
Saturday 10-4
nanasquiltshop.com

18851 Cortez Blvd.
Brooksville, FL 34601
352-796-0011

Advertising

RAINBOWS END QUILT SHOPPE

727-733-8572

941 BROADWAY STREET
DUNEDIN, FLORIDA 34698

HOURS: MON - SAT 10:00 AM - 5:00 PM

WED - 10:00 AM - 8:00 PM

WWW.RAINBOWSENDQUILTSHOPPE.COM
WWW.RAINBOWS-END.COM



**BERNINA
PFAFF**
SEWING CENTER

**Authorized
BERNINA & PFAFF
Dealer**

In-Store Factory Trained Technician
Service and Repairs on all Makes and Models
Classes - Notions - Threads - Books
Fabrics and much more

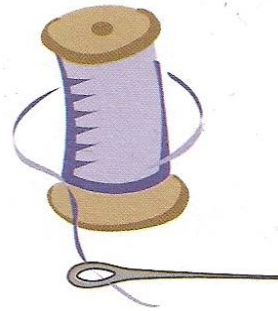
www.berninapfaff.com

Email: berninatpa@aol.com

Tampa**Brandon**

14976 N Florida Ave
Tampa FL 33613
813-969-2458

768 W Lumsden Rd
Brandon FL 33511
813-655-8909



A Quilter's Dream, LLC

"Where quilting is an Art"

Connie Czernuch
Owner

719 W. Main Street
Leesburg
FL 34748

352-728-1482

352-728-3035 fax

aqd@embarqmail.com

www.aquiltersdream.biz



Janome • BabyLock

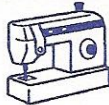
4237 W. Kennedy Blvd.
Tampa, FL 33609
(813) 282-1526
Fax (813) 282-3655

14833 N. Dale Mabry Hwy.
Tampa, FL 33618
(813) 908-3889
Fax (813) 908-3898

website: www.kmisinc.com
e-mail: mail@kmisinc.com

A&A White Sewing Machines & Fabrics, LLC

Machine Service
All Makes & Models



Authorized
Baby Lock Dealer

SEWING, QUILTING & EMBROIDERY MACHINES

We Sell the Best & Fix the Rest

Tahitian Center
2621 U.S. 19
Holiday, FL

(727) 937-6510

www.aawhitesewfabric.com

E-mail: aa_white sewfabric@verizon.net

SINGER SEWING CENTER

• Embroidery, Sewing & Serger Classes • Notions, Fabrics & Accessories

Authorized Dealer for

- Singer
- Brother
- Janome

Service on All Makes
In-Home Service Available
New Machines
Start at \$68




SP26166

8866 STATE ROAD 52
PLAZA OF THE OAKS
(CORNER LITTLE RD.) HUDSON

727-868-3655

**JANOME LITTLE
GRACIE II™**



Fabric • Books • Patterns
Notions • Classes • Gift Items

Owner: Donna Lillibridge
Manager: Carol Bradshaw
Website: quilts on plum lane.com

14215 7th St.
Dade City, FL 33523
Mon - Sat 10-5
Thurs 10-8

Ph: 352-518-0003

Fax: 352-518-0022

Email: plumlanedl@cs.com

Tomorrow's Treasures Quilt Shop

Authorized BERNINA® Dealer
Authorized HandiQuilter® Representative
www.crquilts.com



802 N. Suncoast Blvd. (Hwy. 19)
Crystal River, FL 34429
352-795-2600
ttcrs@embarqmail.com

6122 SW Hwy. 200
Ocala, FL 34476
352-690-1915
ttocala@embarqmail.com



Barb Linares

Crafty Threads
&
Happy Apple Quilts™

Karen Grof

A Welcoming Place to Shop and Sew

12230 Race Track Rd. Tampa, FL 33626

813-855-3066

888-74-QUILT

www.CraftyThreads.com www.HappyAppleQuilts.com

Quilting Fabric ~ Cuddle Fabric ~ Wool ~ Books
Patterns ~ Notions ~ Gifts

Longarm Quilting & Custom Embroidery ~ T-Shirt Quilts
Day and Evening Classes & Clubs

Mon-Fri 10-6 * Tue 10-9 * Sat 10-3

Advertising

Suwannee Valley Quilt Shoppe
517 N Main Street, Trenton, FL (352) 463-3842

Florida's Most Unique
 Quilt Shop & Antique
 Village

Open Mon—Sat 10 to 4
www.suwanneeshops.com

- ♦ Fabric & Classes
- ♦ Books & Supplies
- ♦ Machine Quilting
- ♦ Stained Glass
- ♦ Cross Stitch
- ♦ Antiques
- ♦ Framing
- ♦ Chocolatier
- ♦ Jams & Relishes
- ♦ Hair Salon



Located in a 1925 Coca Cola Bldg,
 a 1925 Ice House & a 1910 Grocery

Visit our Suwannee Rose Café
 For lunch & pastries homemade daily


Donald Bunn's Machine Quilting

Donald Bunn
 Owner/Operator

963 E. Wacker St.
 Hernando, FL 34442

(352) 533-3027

Dbunn4@Tampabay.rr.com



SCRAP AND SEW

Store (813) 749-0888
 Tess Pokorny (813) 846-6430
 Terry Pokorny (813) 789-4327

A Fabric Crafting Store

16541 Pointe Village Dr.
 Lutz, FL 33558

tess@scrapandsew.com
www.scrapandsew.com

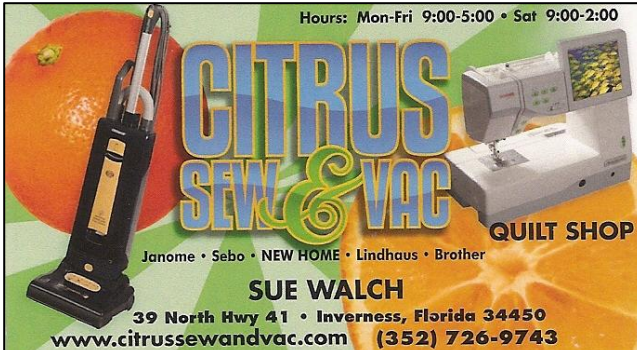
Hours: Mon-Fri 9:00-5:00 • Sat 9:00-2:00

CITRUS SEW & VAC

Janome • Sebo • NEW HOME • Lindhaus • Brother

SUE WALCH

39 North Hwy 41 • Inverness, Florida 34450
www.citrussewandvac.com (352) 726-9743



Husqvarna Viking & White
 Authorized Dealer

Becky Garland
Dody Guntow
 Evelyn Craig/S. Manager
 Melody Robson/N. Manager
 Holly Robson

Website:
www.fabric-warehouse.net
 E-mail:
fwarehouse@tampabay.rr.com

FABRIC WAREHOUSE
 Husqvarna VIKING


3030 N. Florida Ave. 33805
 Phone: (863) 680-1325
 (Corner of Griffin Rd. & N. Florida Ave.)
 2929 S. Florida Ave. 33803
 (One Block South of Edgewood Drive)
 Phone: (863) 688-0606
 Lakeland, Florida
 Monday—Saturday 10 am - 5:30 pm

A-WHITE SEW & VAC

- Sewing Machines
- Vacuum Cleaners

REPAIRS ON ALL MODELS

Paddock Park Village • 3101 S.W. 34th Ave. #703 • Ocala, FL 34474 • 352-854-0022
 La Plaza Grande South • 980 Bichara Blvd. • The Villages, FL 32159 • 352-753-0219
 Airport Plaza • 979 N. Suncoast Blvd. • Crystal River, FL 34429 • 352-563-5338
 Sunrise Plaza • 11720 US Hwy 19 N • Port Richey, FL 34668 • 727-697-1892
ocalasewing.com



Country Quilts & Bears
 E-mail: countryquilts@ij.net

1983 Drew Street
 Clearwater, FL 33765

(727) 461-4171

SEW&SAVE
 SEWING MACHINE SERVICE CENTER
 SALES & SERVICE
 RANDY KASBERG
 OWNER
sewnsave@att.net
www.sewnsave.net
 352-684-5445

3021 US 19 SPRING HILL FL 34606
 TOWN SQUARE MALL UNIT 270
 BEHIND CHILIS REST.



Peggy's
Heirlooms of Tomorrow, Inc.
 Created Today. Cherished Forever

Peggy Vogt, Owner
 Quilting/Specialty Fabrics/Classes

(352) 351-8282 4414 SW College Rd., Ste 1510
 Ocala, FL 34474
 E-mail: peggy@heirloomsoftomorrow.com
 Website: www.heirloomsoftomorrow.com



Patchwork Pig



"We have everything a quilter needs
 except more time!"

Marion H. Pugh
 fabric • patterns
 notions • classes

863-682-4774
 863-680-9943 Fax
patchworkpig@verizon.net
patchworkpigoflakeland.com

228 E. Pine St.
 Lakeland, FL 33801