



Hernando Quilters' Guild Newsletter

March/April 2014



Website: www.hernandoquiltersguild.com

President's Message



Dear Guild Members:

At our January meeting, I was standing at my post watching all you ladies assemble for our first meeting of the New Year. I stood there thinking "Am I imagining things, or are there more ladies today compared to usual?" and to my delight....21 new members!! I feel a new excitement in the air!! Is it we've lowered your dues, now offering more and interesting classes, did our Quilt Show get into your blood? Could it be our 1st time quilt retreat? For me, it's been all these things!! Your board has been VERY busy.

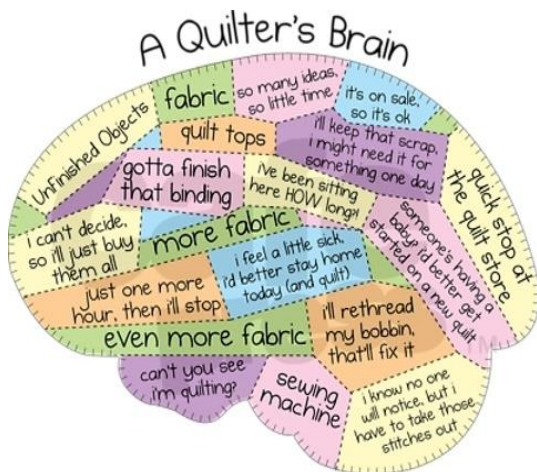
I have to admit that the retreat has gotten me beyond excited!! This will be a great chance to meet some of our newer members and get to know some of the members that don't go to lunch after the meeting. As you all know, "I AM THE LUNCH LADY"!!

I'm already planning my projects for the retreat and of course, leaving lots of time for chit chat with everyone. I'm hoping that this is our first retreat of many. If you've never been to one, you are in for a real treat. Kathleen East has a few surprises in store for us as well. Are you ready to do one of our three projects?

I am also looking forward to my second year as your President. I take our new membership as a sign that we are improving our guild. I think the word is out and our enthusiasm is catching on.

We are already starting to talk about our quilt show for 2015. Yes, it is a long time away, but will come on us quickly. The committee will keep you updated as we start to finalize things. Time to start thinking of things we can make for display, silent auction and boutique table.

Fondly,
Karen Pilon
& Sharon Allard



Officers/Committee Chairs 2014/2015

President	Karen Pilon/Sharon Allard
1 st Vice Pres	Nancy Jenkins
2 nd Vice Pres	Ava Rossler/Denise Jolliffe
Secretary	Sue Britton
Treasurer	Kathleen East
Quilt Shop Advertising Shows/Travel	Betty Schielein
Block/Month	Betty Schielein
Veteran's Quilts	Marilyn Ryder
Alum Tabs	Betty Johnson
Cancer Quilts	Ruth Redeker
Quilt Show	Ellie Fries
	Nancy Jenkins/ Karen Pilon
Fat Quarter Drawing	Linda Hrab
Fat Qtr Sales	Betsy Goker
50/50	Esther Feil
Mystery Prize	Lucy VanLiew
Membership	Alma Martin
Newsletter/Advertising	Barb Theriault
Phone Tree	Barb Theriault
Sunshine	Shirley Kerstetter

2014 Fat Quarter Schedule

January	Red/White/Hearts
February	Greens
March	Small Flowers
April	Your Favorite Colors
May	Purples
June	Red/White/Blue
July	Beige/Tan (Neutrals)
August	Stripes
September	Plaids
October	Leaf Prints
November	Christmas Theme
December	No Exchange

Happy Birthday

March

Bobbie Lemay	7
Sandy Klemz	8
Ruth Redeker	12
Gae Nocella	14
Joyce Shively	15
Michelle Wing	16
Brigitte Kasm	18
Betty Schielein	21
Joan Wildman	28
Sandra Davis	28
Millie Singleton	26
Kathleen East	30

**April**

Gene Chambers	10
Muriel Johnson	16
Mary Banks	25
Penelope Lacy	28

Raffle Block of the Month Schedule 2014/2015

Preview	Distribute Kits	Raffle	Presented By	Pattern
Nov	Jan	Feb	Marilyn Bacon	Susannah
Jan	Feb	March	Meg Smith	Corn and Beans

* See Marilyn Ryder to sign up

Meeting Type	Day	Date	Place	Time
Board Meeting	Wed	2/19/14	Enrichment Center	9:30
Guild Meeting	Thurs	2/27/14	Holy Cross Challenge Due	9:30
Board Meeting	Wed	3/19/14	Enrichment Center	9:30
Guild Meeting	Thurs	3/27/14	Holy Cross Lutheran Church	9:30
Board Meeting	Wed	4/16/14	Enrichment Center	9:30
Guild Meeting	Thurs	4/24/14	Holy Cross Lutheran Church	9:30
Board Meeting	Wed	5/21/14	Enrichment Center	9:30
Guild Meeting	Thurs	5/22/14	Holy Cross Lutheran Church	9:30

FIELD TRIPS

Betty has planned the following trips for **March/April, 2014**. Please come and join in the fun.

Friday, March 14th

Trip to West Pasco Quilt Show, New Port Richey. Meet at JoAnn's on Rt. 19 at 9:30am. Park out from JoAnn's, close to Rt. 19.

Friday, April 11th

Trip to Rainbow's End, Dunedin & Country Quilts & Bears, Clearwater. Meet at JoAnn's on Rt. 19 at 9:15am. Park out from JoAnn's, close to Rt. 19.

Friday, May 9th

Trip to Tomorrow's Treasures, Ocala. Meet at Publix on Rt. 50, near the intersection of Rt. 41 at 9:30am. Park out from Publix's door.

There will be no trip in June.

If you have any questions, call Betty Schielein at 352/684-5245.

NEWSLETTER: Call or send any information, suggestions, correspondence, tips, or sayings dealing with quilting to **Barbara Theriault, 8181 Weatherford Ave., Brooksville, FL 34613**; e-mail: btheriault1@tampabay.rr.com; or call 352-597-8816. Next deadline is **April 5, 2014**. **Do not forward messages NOT dealing with sewing, crafts, or quilting to this e-mail address.**

Let **Shirley Kerstetter**, our **SUNSHINE LADY**, 352-686-9057, know about the needs or illnesses of our members.

GUILD NEWS AND NOTES

- ❖ **DUES \$15.00 FINAL DUE DATE – FEBRUARY MEETING** If you have not already done so, please do not forget to bring your **checkbooks to pay your annual dues**. Due to a very successful quilt show in November the board voted to decrease our dues this year to \$15.00. If you wish to pay by cash, Alma has requested that you have the **exact change** to make things a little easier. If not paid by the February meeting there will be a \$5.00 Late fee.
- ❖ **BULLETIN BOARDS** – Bulletin Boards are on display at our monthly meetings to share classes, Thank you letters, new ideas, etc. Please make a point of viewing them at each meeting. You will be sure to find something of interest to you.
- ❖ **LUNCH SIGN-UP SHEET** – Karen always has a sign-up sheet located on the back table at each meeting for those who wish to go to lunch following the meeting. She usually picks the restaurant ahead of time and makes arrangements with the restaurant for reservations.
- ❖ **POT LUCK LUNCHEON MARCH MEETING** – There will be a Pot Luck lunch at the March meeting. Get those recipes out and start planning what to bring. We will need people to volunteer to bring drinks as well.
- ❖ **HAND SEWING GROUP STARTED** – Kathy Bixby announced that there will be a hand sewing group starting in Hudson on Thursdays from 9:00am – 3:00pm at the Veteran's Memorial Park building on Hicks Road. This building is where the West Pasco Quilt Shows were held in previous years. A room has been set aside for hand sewing for anyone interested.
- ❖ **NECK SASH PATTERN** – Karen will make up a pattern for the Neck Sash for anyone who wants to make one to put all those wonderful quilt pins on that you have accumulated over the years.
- ❖ **BLOCK OF THE MONTH** – With the new year upon us, I am sure that Marilyn Ryder will be looking for volunteers to submit a block of the month pattern to be shared, even your own design if you so chose. You can see Marilyn at our monthly meetings, or call her (352-799-1995) if you would like to volunteer a particular block and she will assign you a month.
- ❖ **MEMBER MINI TRUNK SHOWS** – The board came up with a new idea for meeting participation. They are requesting volunteers to bring in their quilts for a mini Trunk Show at the General Meetings. Please see either Ava Rossler or Denise Jolliffe if you would like to volunteer for a particular month and they will put you on the schedule for a month of your choice.
- ❖ **INFORMATION "BUDDY SYSTEM"** – There are still some long time guild members that are not up-to-date on the new electronic information highway i.e. (e-mails). It was suggested, and as a result, the board is asking that we create a "Buddy System" to pass on information that we receive electronically such as Newsletters, time sensitive information via e-mails, etc. If you have a friend in the guild that does not have a computer could you print out an extra newsletter, or inform that person of an e-mail containing pertinent information so they do not miss out on something time sensitive. There are sign-up sheets available to buddy up and if you need further info regarding the buddy system just seek out a board member and they can answer your questions.
- ❖ **QUILTING TECHNIQUES/ CLASSES** – Classes and Special Groups are still being held at the Brooksville Enrichment Center. You must join the Brooksville Enrichment Center for a yearly fee of \$15.00 allowing you access to our classes as well as anything else offered by the Enrichment Center. Our classes are taught by members and outside teachers. Nancy Jenkins has started the new year out with a Fan Block of the Month class. There will be Quilting Arts with Ellie Fries and various sew-a-thons for charity throughout the year. See class schedule page for details.
- ❖ **HAND WORK – Red Work or Applique** – Just a reminder that the hand work group will continue to meet directly following the Guild meetings. The hand stitching time is open to anyone who wishes to join us. **No sewing machines allowed. Bring bag lunch and let's have fun.**



Calendar of Classes/Meetings



February 27th – Thursday 9:30am General Guild Meeting at Holy Cross Lutheran Church. **Guild Challenge is due and final dues payment.**

March - Monday 3/3 – Thursday 3/6 - Hernando Quilters' Retreat - Lakewood Quilt Retreat 3 days and 3 nights of sewing, eating, relaxing, laughing and being with friends. Place: Lakewood Retreat, 25458 Dan Brown Hill Rd., Brooksville, FL 34602 Office: 352-796-4097, E-mail: Info@LakewoodRetreat.org.

March 11th – Tuesday 10:00am – 3:00pm – Quilting Arts Group w/Ellie Fries- Brooksville Enrichment Center, Bring lunch, or you can purchase a lunch in the café' at a discount.

March 18th – Tuesday 10:00am – 3:00pm – Block of the Month Class with Nancy Jenkins. – Brooksville Enrichment Center, bring lunch, or purchase a lunch in the café' at a discount.

March 25th – Tuesday 10:00am – 3:00pm – Melted Crayon Class w/Katie Ringo. – Brooksville Enrichment Center, bring lunch, or purchase a lunch in the café' at a discount. Sign up sheets were available at the January meeting. This is a beginners class in which you will learn how to do a design on fabric with melting your crayons.

March 27th – Thursday 9:30am General Guild Meeting at Holy Cross Lutheran Church. **Ellie will hold a “Yard Sale” Table before the meeting and there will also be a Pot Luck Lunch after the meeting.**

April 8th – Tuesday 10:00am – 3:00pm – Quilting Arts Group w/Ellie Fries- Brooksville Enrichment Center, Bring lunch, or you can purchase a lunch in the café' at a discount.

April 15th– Tuesday 10:00am – 3:00pm – Block of the Month Class with Nancy Jenkins. – Brooksville Enrichment Center, bring lunch, or purchase a lunch in the café' at a discount.

April 22nd – Tuesday 10:00am – 3:00pm – Trapunto Class w/Betty Johnson. Brooksville Enrichment Center, bring lunch, or purchase a lunch in the café' at a discount. See sign-up sheet at February meeting.

April 24th – Thursday 9:30am General Guild Meeting at Holy Cross Lutheran Church.

April 29th – Thursday 9:30am Block of The Month – Nancy Jenkins - Brooksville Enrichment Center, Bring lunch, or you can purchase a lunch in the café' at a discount. This is a special class for those that have not finished their Star Blocks.

May 13th – Tuesday 10:00am – 3:00pm – Quilting Arts Group - Brooksville Enrichment Center, Bring lunch, or you can purchase a lunch in the café' at a discount.

May 20th – Tuesday 10:00am – 3:00pm – Baby Quilt – Quilt-A-Thon - Brooksville Enrichment Center, Bring lunch, or you can purchase a lunch in the café' at a discount.

May 22nd – Thursday 9:30am General Guild Meeting at Holy Cross Lutheran Church. **Member Trunk Show. More info to follow.**

May 27th – Tuesday 10:00am – 3:00pm – Beginners and Refreshers Quilting Class I - Brooksville Enrichment Center, Bring lunch, or you can purchase a lunch in the café' at a discount. These classes are to show beginners different techniques that they might not have learned yet and a refresher course for those who would like a review. More info to follow.

June 10th – Tuesday 10:00am – 3:00pm – Quilting Arts Group - Brooksville Enrichment Center, Bring lunch, or you can purchase a lunch in the café' at a discount.

June 17th – Tuesday 10:00am – 3:00pm Veteran's – Quilt-A-Thon - Brooksville Enrichment Center, Bring lunch, or you can purchase a lunch in the café' at a discount.

June 24th – Tuesday 10:00am – 3:00pm – Beginners and Refreshers Quilting Class II - Brooksville Enrichment Center, Bring lunch, or you can purchase a lunch in the café' at a discount. These classes are to show beginners different techniques that they might not have learned yet and a refresher course for those who would like a review. More info to follow.

June 26th – Thursday 9:30am General Guild Meeting at Holy Cross Lutheran Church.



QUILT SHOWS/RETREATS



February 21st and 22nd, 2014 QUILT SHOW AND TEA IN BROOKSVILLE

High Point Quilt Club off Cortez Blvd. in Brooksville, Florida is having our first Quilt Show and Lady Dresden Tea on Friday and Saturday, Feb. 21st and 22nd. It will be held in the Community Center at 12249 Club House Road from 9AM to 4 PM on Friday and Saturday. Admission to the Quilt Show is \$4 and there will be a modest additional price for the tea. We will have over 100 quilts, (including memorial quilts and antique quilts), vendors, basket raffles, and Brenda Grampsas will be there to appraise quilts brought in by visitors. The Lady Dresden Tea will include tea sandwiches, rock cake, chocolate covered strawberries, fairy cake and a lovely cup of tea served by one of our quilt club members. For more information please email: quiltshow14@google.com or aschweig@bellsouth.net.

March 3rd – March 6th Hernando Quilters' Guild Retreat, Lakewood Retreat

HQG has scheduled a retreat for three days in March 2014. at Lakewood Retreat in the hills of east Hernando County. Take a look at the website to get a feel for the place [<http://www.lakewoodretreat.org/>]. The price of \$110 covers a room that sleeps three (2 single beds & 1 double bed) with a private bath, all your meals (3 per day, buffet-style) and the use of a large sewing room with plenty of tables and outlets for us to use. The guild will provide a 4-seater golf cart for use during the retreat for those who find the terrain a bit rough for walking. More info, call Kathleen East 352-666-3066.

March 7th and 8th, 2014 – Mt. Dora - Lake Country Quilters Guild 32nd Annual FANtastic Quilt Show Lake

Receptions, 4425 Highway 19A, Mount Dora, FL 32757

Friday, March 7, 2014, 9 a.m. - 6 p.m. , Saturday, March 8, 2014, 9 a.m. - 4 p.m. Admission \$7.00

E-Mail: mailto:lcqgquiltshow@hotmail.com ; Phone: 352-223-3825

March 8th – Bushnell, Florida The Oaks Quilters Invite you to come join them at their annual Quilt Show at the Red Oaks RV Resort. 5551 S.W. 18th Terrace. Off Hwy 48, Bushnell, Florida. There will be quilts galore, Vendors, Demos, a fabulous Boutique and much more. Doors open at 9:00am and close at 2:00pm. Admission: non perishable items, or a donation. Lunch available in the Blue Big-Top Tent.

March 14th and 15th, 2014 – Largo, Florida - Suncoast Quilting Circle Presents – “Today’s Pleasures..Tomorrow’s Treasures” XV Quilt Show. Hours: Friday 10:00am – 5:00pm, Saturday 10:00am – 4:00pm. Admission \$7.00. New Location: Minnreg Hall, 6340 126th Ave. North, Largo, FL 33773. Free Parking and Buses welcome. Opportunity Quilt – “Garden Splendor” 102” x 102”. Vendor Mall, Boutique, Silent Small Quilt Auction, Quilters Walk Raffle, Quilt Appraisals, Make ‘n take booth. A free sewing machine raffle sponsored by Sue’s Bay Area Sewing of St. Petersburg. For more info contact Quilt Show Chairman at 727/773-7863.

March 14, 15, 16, 2014 – West Pasco Quilters' Guild, Inc. 2014 Biennial Quilt Show – “Fabric In Motion”

Quilt Show NPR Recreation & Aquatic Ctr., 6630 Van Buren Street, New Port Richey, FL 34653. Hours: Friday/Saturday 9-5, Sunday 10-4. Daily Admission Donation \$7.00; Multi-Day \$10.00. Over 400 quilts on display, quilt appraisals by Brenda Grampsas, guild boutique, silent auction, youth challenge quilts, free lectures & trunk shows, many vendors, great food, door prizes, kid’s activities. For more info contact Show Chairs: **Rhonda Koning 727-869-9604 or Peggy Kirchner 727-375-8883. Live Quilt Auction on Sunday, 16th at the show.**

March 20 – 22, 2014 Original Sewing & Quilt EXPO in Lakeland, FL.

The Lakeland Center, 701 West Lime St., Lakeland, FL 33815. Exhibit Hall Hours: 10:00am – 6:00pm Thurs/Friday and 10:00am – 5:30pm Saturday. Excitement, Inspiration and Fun for 3 full days. **Sewing-Quilting- Embroidery. Plus!** Shopping, Workshops, Trunk Shows, Make-it take-its, How to demos, Fashion Events, Quilt Displays.

“Life is a Patchwork Quilt of God’s perfect design!”



Guild Activities

SILK RIBBON EMBROIDERY CLASS

By: Beverly Abenante

On January 28th Beverly Abenante taught a Silk Ribbon Embroidery class at the Enrichment Center. A beautiful embroidery technique taught very well. As the pictures show, everyone was having a good time and learning a new skill.




FAMORE CUTLERY – SCISSOR SHARPENING DAY



We were very fortunate to have Brint from Famore Cutlery at our January meeting to sharpen our scissors. He started at 9:00am and was sharpening scissors for members all morning at \$1.00 per inch. He also had various scissors and cutting supplies for sale.



Our crazy board members bringing in the new quilting year with their funny mustaches! Groucho Marx, move over! Or, is it Charlie Chaplain! They look like they are having fun and isn't that what life should be about!



Monica Heady, another fine applique artist, is showing her beautiful patriotic quilt called "Old Glory." Really inspiring. God Bless America!!

Show & Tell



Carol Winney, one of our newer members, delighted us with "Winters Eve" a beautiful Owl wall-hanging.



Esther Shores graced us with a lovely Bird wall-hanging. Looks like she won a few awards with this one. I saw the ribbon hanging from it.



Betty Johnson is showing off her whimsical side with this adorable wall hanging of Sun Bonnet Sues on a chain gang. I bet this will be hanging in front at our next quilt show.



Alma Martin is showing a quilt she made for a granddaughter. Nice job Alma!



Redwork Flowers. Nice job from Beverly Abenante.



Brigitte Kasm is showing her appliqued cats from storyquilts.com. Each one depicts a vegetable or fruit. So clever.



Kathy Bixby is showing her finally finished all batiks hand appliqued quilt which she struggled with at times and chose to name it her play on words "Shite~" Gorgeous quilt!



Another beautiful batik appliqued quilt called "Vases" by Kathy Bixby. Just wonderful.



Pat McCleary is showing a lovely blue & white star table runner. Love it!



QUILTING HISTORY



Secrets (real ones) in Civil War Quilts

TENNESSEE

Salem, Massachusetts sea captain William Driver would probably have been famous even without his connection to the Stars and Stripes. By the time he left the sea at age 34, he had circumnavigated the globe. Just three years earlier, Driver's ship - flying a huge American flag that was a birthday gift from his mother and "the girls of Salem" - traveled 1,400 miles off course to rescue descendants of the Bounty mutineers stranded on Tahiti and return them to their home on Pitcairn Island.

Driver retired in 1837, joining his brothers in Nashville, where he proudly displayed his flag every holiday until Tennessee seceded in July 1861. A staunch Unionist and supporter of abolition, he was dismayed that three of his sons fought for the Confederacy. **Driver was naturally concerned the flag would be confiscated, and he had it CONCEALED INSIDE A QUILT.** When Union forces regained control of Nashville in February 1862, Driver removed the flag from its hiding place. Under Union escort he brought it to the statehouse, where it flew overnight, closely guarded by Driver himself.

As new states were added to the Union, Driver added more stars to his precious flag. A prolific correspondent, in 1876 he wrote his sons, "This flag has ever since been my staunch companion and protector. Savages and heathen, lowly and oppressed hailed and welcomed it at the far ends of the world. Then, why should it not be called Old Glory?" The name stuck, and Driver is credited with having originated it.

Driver died in 1886. His Nashville grave is one of only a handful of places authorized by act of Congress where the US flag may be flown 24 hours a day.

The flag was inherited by his daughter, who in 1922 gave it to President William Harding, who turned it over to the Smithsonian Institution. But "Old Glory" was considered too fragile to display. Sixty years later, it was finally restored and in 1982 it became part of the museum's permanent exhibit. The 10- by 17-foot flag went on display at the Smithsonian in Washington in 1982, 60 years after its donation.



Driver's Gravesite In Tennessee



OLD GLORY 10Ft. x 17Ft.

MISSOURI

Frank Moore's 1862 *Rebellion Record* is a "news digest" which includes a news article from the "Missouri Republican" describing a Union Army report of the search for a large Confederate flag. Hearing that locals in Manchester, Missouri boasted the flag would be displayed again, on November 15, 1861 a contingent of fifteen Union Soldiers from Camp Hebron, Missouri raided the home of "Squire B," its suspected keeper.

After a thorough but fruitless search of her house, dryly notes the report, Mrs. B. "thanked the officer for the gentlemanly manner in which the search had been conducted" and said she presumed they were satisfied. Unconvinced, the officer told her that since she did not turn over the flag voluntarily, he had no choice but to place her under arrest along with her husband. After about an hour she was reassured that their only interest in her involved retrieving the flag, and over her husband's protests Mrs. B. said that for a time she had hidden it in a box in the garden, but concerned that the dampness would damage it, she had sent it far away to friends whose name she refused to divulge. When Mr. B. was removed to face his fate, however, she promptly revealed it was Mrs. S, only a mile and a half away. So the soldiers made their way to Mrs. S's house, where they conducted another fruitless search.

Described in the report as "being surrounded by a very interesting family," Mrs. S. at first flatly denied any knowledge of the flag and demanded to know who had named her. But after being assured that neither she nor her family would face any trouble if she surrendered the flag, Mrs. S. admitted Mr. B. had turned it over to her in "sacred trust" - now, apparently broken by Mrs. B. having sent Union soldiers her way.

"Recollect," said Mrs. S. "that you did not find it yourself, and when you wish detectives you had better employ ladies." "She then went to a bed that had been fruitlessly searched, took from it a quilt, and with the aid of her daughters proceeded to open the edges of the quilt and cut the stitches through the body of it, and pulled off the top, when behold! there lay the mammoth flag next to the cotton, being carefully stretched twice and nearly a half across the quilt. When taken out and spread, it proved to be a magnificent flag over 21 feet in length and nearly nine in width, with fifteen stars to represent the prospective Southern Confederacy. The flag is now in possession of Col. Vandever, who remarked that it excelled any of the rebel flags that he saw at the battle of Bull Run or Manassas."




Tips / Tricks

BEGINNER OR REFRESHER COURSE TIPS

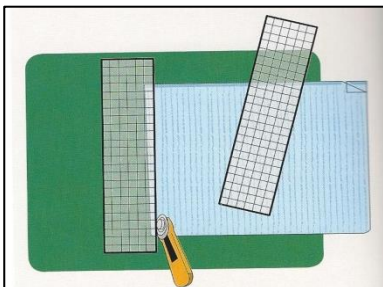
Safety Rules When Using Rotary Cutters

- Always cut away from yourself.
- Hold the ruler steady, with your fingers away from the edge.
- Work standing up to control the cutter and put more pressure on the ruler.
- For long cuts, “walk” your hand along the ruler as you cut.
- Close the safety lock between each cut you make.
- Change the rotary cutter’s blade regularly to avoid inaccurate cuts from burrs on the blade.


Cutting The Fabric



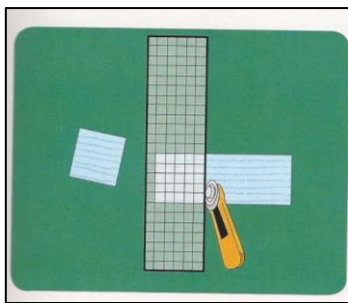
- 1) To square up the folded fabric, smooth it on the mat with the crosswise grain running vertically. If you wish to cut through four layers, refold the fabric on the straight grain. Place two acrylic rulers on top of the fabric, with their horizontal lines along the fold, as shown above.



- 2) Move both rulers left, until the left ruler creates a perfect right angle at the very left-hand edge of the fabric. Remove the right-hand ruler, keeping the left one precisely in position. Rotary-cut along the right edge of the left-hand ruler to establish a perfectly straight edge at a right angle to the fold.



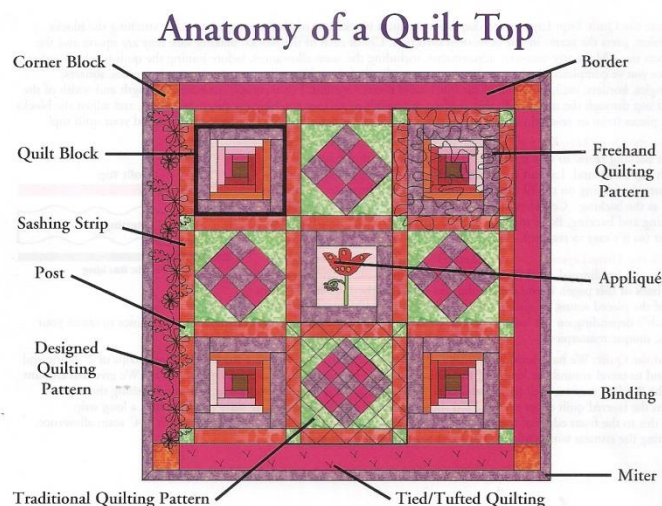
- 3) Align a vertical line on the ruler with the cut edge of the fabric, with the ruler's right edge measuring the desired width of the strip. Cut, as shown above.



- 3) To cut the strips into squares or rectangles, align a vertical line on the ruler with the short cut edge of the strip and line up the horizontal lines on the ruler with the top and bottom edges of the strip. Cut, as shown above.

TIPS FROM GUILD MEMBERS

Emily Hamilton gave me the below photo “Anatomy of a Quilt Top” to share with you which could be useful for beginners. It basically spells it out in a picture view for a better understanding of the entire process:



Beverly Abenante sent in this tip:

Fill a spray bottle with vinegar and water and leave it near the ironing board. When pressing our fabric, spray the vinegar and water on the fabric and all the wrinkles will remove quickly and easily. Vinegar can also be put in the rinse cycle of your washing machine. It kills bacteria and any additional soap residue and the fabrics are soft. And, NO your fabric will not smell like a salad, as the vinegar will go away.

Quilting Websites To Consider – By Barb Theriault

- www.ericas.com - This website is a shop in South Bend Indiana. They have a large supply of fabric , quilting patterns and embroidery patterns hand and machine. They also have a huge supply of Sulky 12wt. thread in solid or blendable which I use for my hand embroidery. They have the Sulky 30wt in all colors which I use for my machine blanket stitch work.
- Fabric.com - This website is an on-line site based in Atlanta, Georgia. They carry all kinds of quilting fabric and sewing fabric. They ship quickly and are very reasonable. They have sales quite often.
- www.theoldcountrystore.com- This website is a great shop in Lancaster County, PA. They are reasonably priced and have a feature on their site, if you hover over a fabric it will enlarge so you can more easily see the fine details. They carry a large supply.

Advertising

• Long Arm Quilting Service • Machine Embroidery Supplies

Nana's Quilt Shop




• Fabrics • Notions • Classes • Kits

Owners
Coleen Poole
Mary Russell

Monday - Friday 10-5
Saturday 10-4
nanasquiltshop.com

18851 Cortez Blvd.
Brooksville, FL 34601
352-796-0011



"Home of the Binding Buddy"

Pat Wilkinson
pipsqueak@gte.net
www.quilttilyouwilt.net
727-862-6141

9609 Fulton Ave
Hudson, FL 34667

Custom Machine Quilting
Professional Embroidery

Tues-Fri 10am-5pm
Sat 10am-3pm
Tues, Thur and Fri
7pm-9pm



BERNINA
SEWING CENTER

Authorized **BERNINA** Dealer

In-Store Factory Trained Technician
Service and Repairs on most Makes and Models
Classes - Notions - Threads - Books
Fabrics and much more...

www.berninapfaff.com Email: berninatpa@aol.com

Hours: Mon - Thurs 10-6
Fri 10-5
Sat 9-4

5405 E Fowler Ave
Temple Terrace FL 33617
813-969-2458

Keep Me In Stitches™
A Specialty Sewing Center

Visit our website for our complete Educational Calendar
www.kmisinc.com


South Tampa Store 4237 West Kennedy Blvd. Phone (813) 282-1526 Monday-Friday 10am-6pm Saturday 9am-5pm	Carrollwood Store 14833 North Dale Mabry Hwy. Phone (813) 908-3889 Monday-Friday 9am-5pm Saturday 9am-5pm
--	---

BabyLock • Janome • Designer's Gallery
Floriani • Koala Cabinets

WE SERVICE ALL MAKES AND MODELS



f b



14215 7th St.
Dade City, FL 33523
Mon - Sat 10-5
Thurs 10-8

Fabric • Books • Patterns
Notions • Classes • Gift Items

Owner: Donna Lillibridge Ph: 352-518-0003
Manager: Carol Bradshaw Fax: 352-518-0022
Website: quiltsonplumlane.net Email: plumlanedl@cs.com

Singer • Janome • Brother Sewing Center




- Free Estimates
- We Service All Makes & Models
- Home Service Available
- FREE Lessons

CHARLES GIACCHINO
CATHERINE GIACCHINO

Open Mon - Fri 10 - 5
Sat. 10 - 3

PLAZA OF THE OAKS
8866 S.R. 52 & LITTLE RD.
HUDSON
sjbsewing.com
727-868-3655



Store (813) 749-0888
Tess Pokorny (813) 846-6430
Terry Pokorny (813) 789-4327

A Fabric Crafting Store

16541 Pointe Village Dr. tess@scrapandsew.com
Lutz, FL 33558 www.scrapandsew.com



Crafty Threads

A Welcoming Place to Shop and Sew

12230 Race Track Rd. Tampa, FL 33626
813-855-3066 888-74-QUILT

www.CraftyThreads.com Barb Linares

Quilting Fabric ~ Cuddle Fabric ~ Wool ~ Books
Patterns ~ Notions ~ Gifts

Longarm Quilting & Custom Embroidery ~ T-Shirt Quilts
Day and Evening Classes & Clubs


Mon-Fri 10-6 * Tue 10-9 * Sat 10-3

Brigitte's Quilting
Quilting is my passion

Brigitte Kasm
Quilter

14944 Lancer Road

H 1-727-379-0274/ C 1-727-207-2495
bkquiltpaws@hotmail.com
ETSY.com/BrigittesQuilting



Advertising

Suwannee Valley Quilt Shoppe
 517 N Main Street, Trenton, FL (352) 463-3842

- ◆ Fabric & Classes
- ◆ Books & Supplies
- ◆ Machine Quilting
- ◆ Cross Stitch

Open Mon—Sat 10 to 4
www.suwanneeshops.com

Florida's Most Unique Quilt Shop

- ◆ Stained Glass
- ◆ Antiques
- ◆ Framing
- ◆ Chocolatier



Visit our Suwannee Rose Café
 For lunch & pastries homemade daily

A-White Sew -Vac

Sewing Machines Classes Vacuum Cleaners
 Embroidery Machines Sit & Stitch Embroidery Software

REPAIRS ON ALL MODELS

Contractor's Inst. Plaza	Airport Plaza	Paddock Pk. Plaza	La Plaza Grande South
15413 US HWY 19 Hudson, FL 34667	979 N. Suncoast Blvd. Crystal River, FL 34429	3101 SW 34th Ave Ocala, FL 34474	980 Bichara Blvd. The Villages, FL 32159
727-697-1892	34429 352-563-5338	352-854-0022	352-753-0219

www.ocalasewing.com


Donald Bunn's Machine Quilting

Donald Bunn
 Owner/Operator

963 E. Wacker St.
 Hernando, FL 34442

(352) 533-3027

Dbunn4@Tampabay.rr.com



Tomorrow's Treasures Quilt Shop

Authorized BERNINA® Dealer
 Authorized HandiQuilter® Representative
www.crquilts.com



802 N. Suncoast Blvd. (Hwy. 19) Crystal River, FL 34429 352-795-2600 tcrs@embarqmail.com	6122 SW Hwy. 200 Ocala, FL 34476 352-690-1915 ttocala@embarqmail.com
--	---



Becky Garland - Owner
 Melody Robson - Manager
 Holly Robson - Marketing Manager
 Diana Cammarata - Software Specialist

Husqvarna VIKING FABRIC WAREHOUSE
 Husqvarna Viking Authorized Dealer

Website: www.fabric-warehouse.net
 Email: fwarehouse@tampabay.rr.com
 Facebook: Fabric Warehouse
 Etsy: Fabwarehouse
 Twitter: FabricWfanatics

3030 North Florida Avenue 33805
 Phone: (863) 680-1325
 (Corner of Griffin Rd. and North Florida Ave.)
 Lakeland, Florida
 Monday - Saturday 10am-5:30pm
 Over 4,000 Bolts Of Fabric
 "A Truly Unique Shopping Experience"

SEW & SAVE

SALES & SERVICE
JUKI & NECCHI DEALER

TOWN SQUARE MALL
 3021 US 19 UNIT 270
 SPRING HILL, FL. 34606

352-684-5445
WWW.SEWSAVE.NET

RANDY KASBERG
SEWSAVE@ATT.NET



Rainbow's End QUILT SHOPPE

941 Broadway Street
 Dunedin, Florida 34698
 Phone: (727) 733-8572
 Fax: (727) 736-0235

Monday/Tuesday	10 am – 5 pm
Wednesday	10 am – 8 pm
Thursday/Friday/Saturday	10 am – 5 pm
Sunday	Closed

www.rainbowsendquiltshoppe.com

Happy Apple Quilts™

Fabric, Books, Patterns,
 Notions, Embellishments, Trims
 Floriani
 Sewing Machines, Bolga Baskets
 Classes and Workshops

3335 Tampa Rd, Palm Harbor
 727-786-0080
www.HappyAppleQuilts.com
 Mon, Wed, Thur, Fri 10 - 5;
 Tue 10 - 7; Sat 10 - 3