

# Hernando Quilters' Guild Newsletter

March/April 2012



Website: [www.hernandoquiltersguild.com](http://www.hernandoquiltersguild.com)

## President's Message



Dear Quilting Friends,

It was so wonderful at the last meeting! So many people came, and it was fun seeing those first quilts! I think what I liked best were the stories so many of you shared, when showing your quilt.

If anyone has any other ideas for a special show and tell, I hope you let me, or any of the board members know.

Soon, the board will be setting up various committees to ensure a successful 2014 Quilt Show. Start thinking about what you can do. Without your help, we cannot have a successful show! It may seem early, but by the time the committees actually start forming and meeting, we will see we really have just enough time to put everything in motion.

I think both quilters and non-quilters enjoy their bi-annual stroll through the Gardens admiring all of our quilts as well as shopping at our boutique table and with the Vendors. Let's give them another good show in 2014!

Of late, I have noticed far more enthusiasm for volunteering than ever before, and I want to thank you all for that. I think it only makes our Guild stronger.

I look forward to seeing you all at the next meeting!

Eileen V.

### 2012 Fat Quarter Schedule

January	Red/White/Hearts
February	Greens
March	Small Flowers
April	Your Favorite Colors
May	Purples
June	Red/White/Blue
July	Large Flowers
August	Kids Prints
September	Plaids
October	Leaf Prints
November	Christmas Theme
December	No Exchange

### Officers/Committee Chairs 2011/2012

President	Eileen Vyvyan
1 <sup>st</sup> Vice Pres	Meg Smith
2 <sup>nd</sup> Vice Pres	Nancy Jenkins
Secretary	Betty Johnson
Treasurer	Pauline Galloway
Advertising	Betty Schielein
Block/Month	Marilyn Ryder
Veteran's Quilts	Betty Johnson
Alum Tabs	Ruth Redeker
Neonatal	Gene Chambers & Bonnie Giustozzi
Breast Cancer Quilts	Ellie Fries
Quilt Show	TBA
Fat Quarters	Linda Hrab
Fat Qtr Sales	Betsy Goker
50/50	Carol McCarthy
Mystery Prize	Joyce Volpe
Membership	Carol Aldridge
Newsletter	Barb Theriault
Phone Tree	Doris Spiedel
Shows/Travel	Betty Schielein
Sunshine	Shirley Kerstetter

### AND THE WINNER IS

January	50/50	Bonnie Guistozzi
	Mystery	Joyce Shively
	Door Prize	Pat McCleary
	Fat Quarters	Bonnie Staveski
		Joyce Shively
		Mary Smith
		Doris Spiedel
		Marie Hauer

### BLOCK OF THE MONTH

January	Courtyard	Darla Matthews
	By: Marilyn Ryder	

**NEWSLETTER:** Call or send any information, suggestions, correspondence, tips, or sayings dealing with quilting to **Barbara Theriault, 8181 Weatherford Ave., Brooksville, FL 34613**; e-mail: [btheriault1@tampabay.rr.com](mailto:btheriault1@tampabay.rr.com); or call 352-597-8816. Next deadline is **April 1, 2012** **Do not forward messages NOT dealing with sewing, crafts, or quilting to this e-mail address.**

## Happy Birthday

### March

Muriel Parker	1
Bobbie LeMay	7
Brenda Colmer	10
Irene Barese	12
Ruth Redeker	12
Joyce Shively	15
Betty Schielein	21
Janice Radziejewski	22
Shirley Williams	26
Donna Weiss	29



### April

Julie Hughes	9
Gene Chambers	10
Muriel Johnson	16
Mary Banks	25
Penelope Lacy	28
Patricia Shosh	3

## Raffle Block of the Month Schedule

Preview	Distribute Kits	Raffle	Presented By	Pattern
Nov	Jan	Feb	Meg Smith	Interlocking Chain
Jan	Feb	Mar	Bobbie LeMay	World's Fair
Feb	Mar	Apr	Sharon Allard	Triple Heart
Mar	Apr	May	Marie Hauer	Anything Goes
Apr	May	Jun	Shirley Kerstetter	Turn of the Century
May	Jun	Jul	Rowena Cox	See Saw

\* See Marilyn Ryder to sign up

## Guild Meeting Schedule

Meeting Type	Day	Date	Place	Time
Board Meeting	Wed	3/21/12	Blood Bank	9:30am
Guild Meeting	Thurs	3/22/12	Holy Cross Lutheran	9:30am
Board Meeting	Wed	4/18/12	Blood Bank	9:30am
Guild Meeting	Thurs	4/26/12	Holy Cross Lutheran	9:30am
Board Meeting	Wed	5/16/12	Blood Bank	9:30am
Guild Meeting	Thurs	5/24/12	Holy Cross Lutheran	9:30am

### FIELD TRIPS

Betty has planned the following trips for **March/April**. Please come and join in the fun.

#### Friday, March 2nd

Trip to Lake County Quilters' Guild Show, Mt. Dora. Meet at Publix at Rts. 41 and 50 at 9:30am.

#### Friday, April 20th

Trip to Sweet Darling Quilts, Lutz and Quilter's Quarters, Zephyrhills. Meet at Publix at County Line Rd and Anderson Snow at 9:30am.

If you have any questions, call Betty Schielein at 352/684-5245.

Let **Shirley Kerstetter**, our **SUNSHINE LADY**, 352-686-9057, know about the needs or illnesses of our members.

**McHUMOR.com** by T. McCracken



"Of course we can share needles, Mildred."

## **GUILD NEWS AND NOTES**

- ❖ **DUES \$18.00 FINAL DUE DATE FEBRUARY MEETING** Please do not forget to bring your **checkbooks to pay your annual dues**. The dues will remain the same at \$18.00 this year. If we have not received your dues by February meeting, we will assume you are not renewing and your name and e-mail address will be taken off the list. Also, anyone who has not yet had their photo taken by Barb Theriault, please be prepared at the February meeting to do so. She will be taking your photos to compile a Guild Directory with your picture and name. This will help members get to know each other by name and sight. This directory will be available after the final count of membership for 2012. It will take some time to complete.
- ❖ **2012 CHALLENGE DUE FEBRUARY 23rd:** Karen Pilon, as Best of Show winner for this year's challenge, will be in charge of the 2012 challenge. She has announced that it will be **"Flower Power."** She passed out a flyer with details at the March meeting and via e-mail where applicable. Call Karen Pilon with any questions.. Home: 734-454-4934 or Cell: 734-635-1560
- ❖ **QUILTING TECHNIQUES/ CLASSES** - Please check the class schedule printed on page 4. You don't want to miss any classes you might be interested in. Please consider lending your time and talent to teach a class. See Nancy Jenkins if you are interested. Sign up sheets for classes can be found at the head table at the regular monthly meetings.
- ❖ **RECIPE CORNER IN NEWSLETTER** - Please either give to me, Barb Theriault, or e-mail me ([btheriault1@tampabay.rr.com](mailto:btheriault1@tampabay.rr.com)) your favorite recipe for future publishing in the Newsletters. I will publish only one or two per newsletter depending on space available.
- ❖ **QUILTING ARTS GROUP HAS MOVED THEIR DAY** - The Quilting Arts Group has changed their meeting day to the 1<sup>st</sup> Wednesday of the month from now on. They will still hold their meetings at the Southern Pines Condo at 10:00am.
- ❖ **EMBROIDERY GROUP RESUMING THEIR SCHEDULE** - It was announced last month via e-mail that the Embroidery Group was on hiatus due to personal situations of it's leaders. ***They have now decided to continue with their regular schedule.*** Check page 4 for days and time.
- ❖ **BLOCK OF THE MONTH** - Participation has been very good on the **Block of the Month**. Don't forget to turn in your finished block at the beginning of the meeting to Marilyn Ryder. Also, don't forget to pay your 50 cents and pick up the next month's block. You could be the lucky winner of enough blocks to make a really nice quilt. Also, they are always looking for volunteers to submit a block of the month pattern for future months. Stay active ---- stay creative!
- ❖ **QUILT TRIPS** - Our monthly quilt trips range from Mini Quilt Shop "Hops" which always include a gathering at a nearby restaurant for lunch and show & tell of our purchases to Group Quilt Show Trips. It is always a fun time to get together to shop, have lunch and exchange ideas. If you have not done so yet, please consider joining in on one of our monthly trips. Please consider volunteering to be one of the drivers so the same people are not having to drive all the time.
- ❖ **DONATIONS FOR CHURCH FOOD BANK** - As a membership we should be very proud of the donations we give on a regular monthly basis for the Food Bank at Holy Cross Lutheran Church. Keep up the good work. There are so many people out there needing help and it's nice to know we do our part.

### **Hand Work/Red Work "Bee" Group**

Just a reminder that the hand work group will continue to meet directly following the Guild meetings. This hand stitching time is open to anyone who wishes to join us. If you would like to learn hand work, there is always someone that will be glad to show you some techniques. You can do embroidery, bind a quilt or anything you chose by hand only. Remember, we are asking that this remain a hand work group, so please **DO NOT bring any sewing machines.**

**Bring a Bag Lunch** and let's have fun and get to know each other better!



## Calendar of Classes/Meetings



**March 6<sup>th</sup> (Tues. 10:00am) Free Make & Donate Class - Ellie Fries/Sharon Allard** - These classes will be held once a month. You make one item for yourself and one for the boutique table at our next quilt show. Getting a head start on new items for the show. Southern Pines Condo 10:00am Bring Lunch

**March 7<sup>th</sup> (Wed. 10:00am) Quilting Arts Group w/Ellie Fries** Meet at Southern Pines Condo 10:00am. Bring Lunch.

**March 13<sup>th</sup> (Tues. 10:00am) Cathedral Windows Class w/Irene Barese.** Southern Pines Condo and bring lunch.

**March 20<sup>th</sup> (Tues. 10:00am) Machine Embroidery Group w/Sharon Allard & Donna Weiss.** Meet at Southern Pines Condo and Bring Lunch.

**March 22<sup>nd</sup> (Thurs. 9:30am)** General Guild Meeting at Holy Cross Lutheran Church. Wren Hollow Cottage Demo with Joyce Lottinville. After meeting will be a demo on "Back Basting" by Kathy Bixby.

**April 3<sup>rd</sup> (Tues. 10:00am) Free Make & Donate Class - Ellie Fries/Sharon Allard** - Meet at Southern Pines Condo 10:00am. Bring Lunch.

**April 4<sup>th</sup> (Wed. 10:00am) Quilting Arts Group w/Ellie Fries** Meet at Southern Pines Condo 10:00am. Bring Lunch.

**April 10<sup>th</sup> (Tues. 10:00am) Post Cards Class by Kathy Bixby** at Southern Pines Condo. Bring Lunch.

**April 4<sup>th</sup> (Wed. 10:00am) Quilting Arts Group w/Ellie Fries** Meet at Southern Pines Condo. Bring Lunch.

**April 17<sup>th</sup> (Tues. 10:00am) Quilting Class w/Joyce Lottinville** This class is tentative depending on sign up. The cost will probably be \$25.00 and a kit will be available. Meet at Southern Pines Condo. Bring Lunch. More info to follow.

**April 26<sup>th</sup> (Thurs. 9:30am)** General Guild Meeting at Holy Cross Lutheran Church.

**May 1<sup>st</sup> (Tues. 10:00am) Free Make & Donate Class - Ellie Fries/Sharon Allard** - Meet at Southern Pines Condo 10:00am. Bring Lunch.

## Quilt Shows/Retreats

**March 1<sup>st</sup> & 2<sup>nd</sup>, 2012 - QUILT SHOW IN Mt. DORA LAKE COUNTY QUILTERS GUILD 30th Annual FANTastic Quilt Show – Diamond Jubilee.**

Thursday, March 1, 2012 9am – 6pm and Friday, March 2, 2012 9am – 4pm.

Lake Receptions 4425 Highway 19A, Mt. Dora, FL 32757 Demonstrations, Door Prizes, Donation Quilt, Boutique, Quilt Appraiser, Silent Auction, Mini Raffle, Vendors, and More. Admission: \$7.00 · \$6.00 for pre-arranged bus groups of 25 or more. Lake County Quilters Guild, Inc. · P. O. Box 1065, Tavares, FL 32778.

email: [lcqgquiltshow@hotmail.com](mailto:lcqgquiltshow@hotmail.com) 352-223-3825

**March 2<sup>nd</sup> and 3<sup>rd</sup>, 2012 QUILT SHOW IN LAKE LAND "Quilts by the Lake" presented by Ladies of the Lake Quilt Guild** Friday 10am-5pm and Saturday 10am-4pm at First Presbyterian Church on Lake Hollingsworth, Lakeland, FL . Over 200 quilts, plus vendors and boutique. For more information link to [www.ladiesofthelakes.com](http://www.ladiesofthelakes.com)



## Quilt Shows/Retreats (Continued)

**March 2<sup>nd</sup> and 3<sup>rd</sup>, 2012 QUILT SHOW IN LARGO "Today's Pleasures...Tomorrow's Treasures XIV"** to be held at Christ the King Lutheran Church, 11220 Oakhurst Road, Largo, FL 33774. Judged show, Boutique, Vendors' Mall, Charity Quilt, Make'n Take Booth sponsored by Bernina Pfaff Sewing Center, Free Sewing Machine Raffle donated by Sues Bay Area Sewing. Free ample parking on-site, buses welcome. For more info: [www.suncoastquiltingcircle.org](http://www.suncoastquiltingcircle.org).

**March 10, 2012 Saturday Suwannee Valley Quilt and Old-Time Craft Festival – Trenton, Florida**

Time: 9AM-4PM Contact: Stephanie Metts 352- 463-3842 or check the Suwannee Valley Quilt Shop website ([www.suwanneeshops.com](http://www.suwanneeshops.com)) for more details.

**March 9-11, 2012 Friday, Saturday & Sunday "Sew Many Quilts 2012: A Kaleidoscope of Colors" West Pasco Quilters' Guild Quilt Show**

Times: 9AM-5PM Friday & Saturday.....9AM-4PM Sunday

Location: Veterans Memorial Park, 14333 Hicks Road, Hudson, FL 34669

Live Quilt Auction, Silent Small Quilt Auction, Door Prizes, Great Food, Boutique, Lectures and Demos, Wall Quilt Challenge, Youth Challenge, Select Hanging Quilts for Sale, Vendors!

## HAITI SEWING SISTERS PROJECT

**Meg Smith** had asked anyone who had any sewing supplies they no longer needed to donate them to be taken to Haiti by Mary Jones for the Haitian women who are being taught to sew.

Meg is pleased to report that she mailed a 20x14x10 box weighing 20.2 lbs on February 1<sup>st</sup> to Mary Jones for our Haiti Sewing Sisters. Meg would like to thank you for the supplies and material you donated. The box was a nice assortment of fabric, thread, ribbon, bias tape, rick-rack, lace, eyelet, elastic, zippers, tailors' chalk, rulers, safety pins and machine needles. What a wonderful surprise the Haitian ladies will have when they receive their package on Mary Jones' next visit.

**Below are excerpts from a response to Meg from Mary Jones after receiving the package.**

Meg,  
You sent such GREAT supplies-- The ladies will really enjoy all the trims, ribbons, etc...and the coordinating purple fabrics--FABULOUS!!!

I am sending you a picture from my first visit to teach the ladies to sew. This young lady showed real promise with her sewing skills. She had a notebook that she had made in school showing a lot of sewing techniques. Someone had donated a large piece of white eyelet fabric with a scalloped border. When the girl saw it, that's what she wanted to make, a skirt. I told her that we would measure it so that the scallops would form the hemline. Then a blouse out of the same fabric to go with it. I told her we'd do the same so that the scallops would form its hemline. While we were working on the ensemble, I asked WHY she wanted a white outfit. I thought that perhaps she wanted something to wear for a wedding... No, she was getting baptized in a few weeks and she wanted an all white outfit for that. I almost cried. For the Haitians, baptism is a HUGE event. They save up their money and plan a big celebration. Their family members come in from many miles away for the event. I am so thankful that I was able to be a part of that celebration!!! You may understand now why I enjoy helping these ladies--I come home far more blessed than the blessings I take to them!! Be assured that those Haitian sewing sisters will know of their sewing sisters here in the U.S. who sacrificed time, money and supplies to help them to better their life here on this earth. Blessings to you,  
Mary





# Guild Activities/Show & Tell

## FIRST QUILTS ON DISPLAY


It was a fun morning at our January, 2012 meeting when everyone brought in the first quilt they ever made and we had a special show and tell. Most brought in photos because the original quilts were either given as gifts or got lost through the years. Please forgive this editor/photographer, but I can only show a few here because of room in the newsletter. However, during the months to follow I will manage to go back to the photos and slip a few more in here and there. It amazes me that some of these quilts were first quilts. The workmanship was really good for first timers as you can see below.



Shirley Williams- Embroidered Horses



Muriel Johnson - Stars



Emily Hamilton-Grandmothers Flower Garden



Pat Gentilini – Dresden Plate



Joyce Elliffe - Snowflake



Rowena Cox – Embroidered Flowers



Bobbie Lemay – Log Cabin



Pat Shosh – Wall-hanging and Doris Spiedel – Log Cabin Vest



Eileen Vyvyan - Sampler



# Guild Activities/Show & Tell



## "Best Project Contest 2011"

And the winner was our own...

**Betty Johnson** who entered the "Best Project Contest" sponsored by Advanced Embroidery Designs back in November, 2011. She made this exquisite embroidered white vest and won 1<sup>st</sup> place. Congratulations Betty!



It's always nice to see one of our own members branch out and enter contests. We have so many talented quilters in our guild. Keep up the creativity Ladies!




Karen Pilon won the cottage blocks from a block of the month drawing and look what she did with them! Nice job Karen



Darla Matthews is displaying a darling quilt she made using Jelly rolls. Nice job.



Gene Chambers is getting ready for next Christmas already with these two cute snowmen pillows.



Marilyn Ryder is showing another one of her own designs in the art quilt category. Really beautiful Marilyn.

## RIBBON BORDER CLASS – JANUARY 18<sup>TH</sup> BY SHIRLEY KERSTETTER



A wonderful class on the Ribbon Border technique designed and taught by Shirley Kerstetter, was held on January 10<sup>th</sup> and again by popular demand, on January 18<sup>th</sup>. Here are some of the busy bees at work!





# QUILTING HISTORY



## History Of Red Work



Red work is believed to have originated in Europe in the early 1800's and traveled to America around 1850 with the availability of color fast red floss. The availability of color fast red thread and inexpensive cotton fabric led to an abundance of interest in this type of embroidery. From the 1860's through the 1920's it became popular for young girls to be taught to embroider using red thread floss on cotton squares using simple patterns. These "penny squares"—the simple cotton and floss could be purchased for a penny in dry goods stores across the country—were quickly stitched and often put together block by block into lightweight bed covers.

The outline or running stitch is used primarily for the design with the occasional more fancy stitches of Crazy Quilting being added for embellishment.

Red work designs were used for home decorating during this time period. Vintage Red work pieces can be found across America today at antique stores and flea markets. The designs were usually used in dresser scarves, coverlets, towels, and other items for home decoration. This type of embroidery was applied to very functional pieces of linen or cotton that were meant to withstand daily use. It was not unusual for moral sayings expressing the virtues of hard work to be stitched in script with flowers added for a charming effect.

A resurgence in this simple embroidery began in the late 1990's and continues today. Red work groups have sprung up at quilt stores as women fall in love with the simplicity of the vintage designs and the easy use of the patterns.

### Red work: A Home Business for Women

Manufacturers encouraged women to start a home business of stamping fabrics for friends and neighbors. Kits including all the necessary materials including a large variety of designs were sold for this purpose.

In the 1870s iron on transfers were developed. This was a welcome new product compared to the old stamping methods. How much easier it was to apply the design to the fabric with a warm iron.

### Only Later Was Red work Used for Quilts

It wasn't until the turn of the century that women began to use red work embroidery for bedcoverings. Preprinted squares ready to embroider were sold. Because they originally cost only about a penny a piece, they were commonly called penny squares.

The quilt blocks used for red work quilts ranged from six to ten inches across. They were usually embroidered then sewn together without any sashing between the blocks. Often a feather or cross-stitch was used to cover the seam line. Later a red or red print sashing was sometimes used. Some of these bedcoverings were quilted while others were simply lined without batting and then tied at the corners of each block.

### Blossoming Out in a Rainbow of Colors

In the 1920's more and more embroidered pieces were done with a delightful variety of colors as methods were found to make all colors colorfast. Barbara Brackman wrote, "Floral baskets and bouquets, nursery rhymes and new themes of state birds and state flowers are typical subject matter for these quilts." Today DMC and other companies offer several types of thread in a multitude of colors including new variegated threads.





# Tips / Tricks / Recipes



## TIPS FROM QUILTERS AROUND THE WORLD

### Organization

- ❖ I keep a magnet close to me when sewing. It helps in picking up dropped pins. Even better it holds my needles when I'm doing hand work. I thread several and stick them to the magnet. - Debra
- ❖ This might not be anything new but I was given a free standing cup holder. Instead of using it for cups, it is perfect for hanging all my scissors on. - Carla in Florida
- ❖ I like using lots of different fabrics when designing quilts. My current project has about 60 fabrics. I start with one to three fabrics or colors and build from there. To make shopping easier, I use an 8" X 10" post photo album into which I put a draft of my quilt, notes, and 2" or 3" swatches of fabrics I have chosen. I take this album with me when I visit quilt shops and use it as my reference guide. This way I can make sure that as I choose new fabrics, I stay "on theme or color course", properly vary my values and shades, and don't buy the same fabric twice by mistake. On one page might be my reds, marked with the amounts I bought of each and the store that I bought it from (in case I need to buy more). Other pages will hold other colors. When I finish the quilt, I add photos and put these "shopping" album pages into a larger, permanent album that is left at home for display and for history. It's my coffee table book. I am quilting a cover for it to make it even more special. Watch out at quilt shops - your shopping album will be a major hit that everyone wants to look at. I have met and made some wonderful new friends thanks to my album. - Kathy in Texas
- ❖ Last weekend I received a lovely bunch of flowers and around the daisy buds were these neat little net socks very much like the ones sold to put around the large spools of quilting thread. These are smaller and fit my spools of piecing cotton thread. And free, too. - Nancy in North Carolina

## Recipe Corner

### SWEET POTATO SALAD

- 2 Lbs. Sweet Potatoes
- 1 ¼ Cups mayonnaise
- 2 teaspoons Dijon mustard or regular
- ¼ teaspoon salt
- 4 hard-cooked eggs, chopped
- 1 ½ Cups finely chopped celery
- 8 green onions sliced

Place sweet potatoes in a large saucepan and cover with water. Cover and boil gently until the potatoes can easily be pierced with the tip of a sharp knife, about 30-45 min. Drain. When potatoes are cool, peel and dice. In a large bowl, combine mayonnaise, mustard and salt. Stir in eggs, celery and onions. Add potatoes. Stir gently to mix. Cover and refrigerate for 2-4 hours. Yield: 8-10 servings.

*Submitted by: Emily Hamilton*

### PIG PICKIN' CAKE

Wonderful cake. Easy to make. Three layers topped with cool whip and pineapple.

- 1 (18.5 oz Pkg) Yellow cake mix
- 1 (11 oz) can mandarin oranges, including Juice
- 4 eggs
- ¼ cup vegetable oil
- 3 (8 oz Pkg) frozen whipped topping, thawed
- 1 (15 oz) can crushed pineapple, drained
- 1 (3.5 oz Pkg) instant vanilla pudding mix

Mix together cake mix, canned oranges w/juice, eggs and oil. Pour batter into three greased and floured 8 inch round pans. Layers will be thin.

Bake at 350 degrees for 25 minutes, or until cake tests done. Cool layers on wire racks.

Mix together whipped topping, drained pineapple and instant pudding mix. Fill and frost the cooled cake. Refrigerate until ready to eat.

*Submitted by: Bonnie Guistoizzi*



# Advertising



727-733-8572

941 BROADWAY STREET  
DUNEDIN, FLORIDA 34698

**LARGEST QUILT SHOPPE IN FLORIDA!**  
[WWW.RAINBOWSENDQUILTSHOPPE.COM](http://WWW.RAINBOWSENDQUILTSHOPPE.COM)

HOURS \* MON-SAT 10 AM - 5 PM \* WED 10 AM - 8 PM



**BERNINA  
PFAFF**  
**SEWING CENTER**

**Authorized  
BERNINA & PFAFF  
Dealer**

**In-Store Factory Trained Technician**  
**Service and Repairs on all Makes and Models**  
Classes - Notions - Threads - Books  
Fabrics and much more

[www.berninapfaff.com](http://www.berninapfaff.com)

Email: [berninatpa@aol.com](mailto:berninatpa@aol.com)

**Tampa**

14976 N Florida Ave  
Tampa FL 33613  
813-969-2458

**Brandon**

768 W Lumsden Rd  
Brandon FL 33511  
813-655-8909

## Tomorrow's Treasures Quilt Shop

Authorized BERNINA® Dealer  
Authorized HandiQuilter® Representative  
[www.crquilts.com](http://www.crquilts.com)



802 N. Suncoast Blvd. (Hwy. 19)  
Crystal River, FL 34429  
352-795-2600  
[ttrs@embarqmail.com](mailto:ttrs@embarqmail.com)

6122 SW Hwy. 200  
Ocala, FL 34476  
352-690-1915  
[ttocala@embarqmail.com](mailto:ttocala@embarqmail.com)



14215 7th St.  
Dade City, FL 33523  
Mon - Sat 10-5  
Thurs 10-8

Fabric • Books • Patterns  
Notions • Classes • Gift Items

Owner: Donna Lillibridge  
Manager: Carol Bradshaw  
Website: [quiltsoplumlane.com](http://quiltsoplumlane.com)

Ph: 352-518-0003  
Fax: 352-518-0022  
Email: [plumlanedl@cs.com](mailto:plumlanedl@cs.com)




Store (813) 749-0888  
Tess Pokorny (813) 846-6430  
Terry Pokorny (813) 789-4327

*A Fabric Crafting Store*

16541 Pointe Village Dr.  
Lutz, FL 33558

[tess@scrapandsew.com](mailto:tess@scrapandsew.com)  
[www.scrapandsew.com](http://www.scrapandsew.com)




Tues-Fri 10am-5pm  
Sat 10am-3pm  
Tues, Thur and Fri  
7pm-9pm

**Pat Wilkinson**  
[pipsqueak@gte.net](mailto:pipsqueak@gte.net)  
[www.quilttilyouwill.net](http://www.quilttilyouwill.net)  
727-862-6141

9609 Fulton Ave  
Hudson, FL 34667

**Custom Machine Quilting**  
**Professional Embroidery**



Visit [www.kmisinc.com](http://www.kmisinc.com)  
to see our complete Educational Schedule

Authorized Dealer for

**baby lock**  
**JANOME**



4237 W. Kennedy Blvd. Tampa, FL 33609 • (813) 282-1526  
14833 N. Dale Mabry Hwy. Tampa, FL 33618 • (813) 908-3889

## SINGER SEWING CENTER

**727-868-3655**



**JANOME**  
APPROVED DEALER

- Fabric
- Embroidery Designs For All machines
- Wide Variety Of Notions
- Trade-Ins Accepted
- Sewing Lessons & Free Instruction Lessons

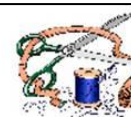


**brother**  
APPROVED DEALER

PLAZA OF THE OAKS • 8866 STATE RD 52 & LITTLE RD • HUDSON



JANOME LITTLE GRACE II™



Barb Linares

*Crafty Threads*



*Happy Apple Quilts™*

Karen Grof

A Welcoming Place to Shop and Sew

12230 Race Track Rd. Tampa, FL 33626

813-855-3066

888-74-QUILT

[www.CraftyThreads.com](http://www.CraftyThreads.com) [www.HappyAppleQuilts.com](http://www.HappyAppleQuilts.com)

Quilting Fabric ~ Cuddle Fabric ~ Wool ~ Books  
Patterns ~ Notions ~ Gifts

Longarm Quilting & Custom Embroidery ~ T-Shirt Quilts  
Day and Evening Classes & Clubs

Mon-Fri 10-6 \* Tue 10-9 \* Sat 10-3



# Advertising

**Suwannee Valley Quilt Shoppe**  
**517 N Main Street, Trenton, FL (352) 463-3842**

- ♦ Fabric & Classes
- ♦ Books & Supplies
- ♦ Machine Quilting
- ♦ Cross Stitch

**Open Mon—Sat 10 to 4**  
[www.suwanneeshops.com](http://www.suwanneeshops.com)

**Florida's Most Unique Quilt Shop**

- ♦ Stained Glass
- ♦ Antiques
- ♦ Framing
- ♦ Chocolatier



**Visit our Suwannee Rose Café**  
 For lunch & pastries homemade daily


**Donald Bunn's Machine Quilting**

**Donald Bunn**  
 Owner/Operator

963 E. Wacker St.  
 Hernando, FL 34442

(352) 533-3027

[Dbunn4@Tampabay.rr.com](mailto:Dbunn4@Tampabay.rr.com)



 **Pumpkinvine Corner**

*An Online Quilter's Boutique at*  
[www.pumpkinvinecorner.com](http://www.pumpkinvinecorner.com)

Owner: Jean Lawson - Cartersville, Georgia

**Best Price on Aurifil Thread  
 Decorative Wire Hangers**

770-272-2485  
 FAX 1-866-467-1782 [jean@pumpkinvinecorner.com](mailto:jean@pumpkinvinecorner.com)

• Long Arm Quilting Service • Machine Embroidery Supplies

**Nana's Quilt Shop**

• Fabrics • Notions • Classes • Kits

**Owners**  
 Coleen Poole  
 Mary Russell

Monday - Friday 10-5  
 Saturday 10-4  
[nanasquiltshop.com](http://nanasquiltshop.com)

18851 Cortez Blvd.  
 Brooksville, FL 34601  
 352-796-0011



**A-White Sew -Vac**

Sewing Machines      Classes      Vacuum Cleaners  
 Embroidery Machines      Sit & Stitch      Embroidery Software

**REPAIRS ON ALL MODELS**

Contractor's Inst. Plaza	Airport Plaza	Paddock Pk. Plaza	La Plaza Grande South
15413 US HWY 19	979 N. Suncoast Blvd.	3101 SW 34th Ave	980 Bichara Blvd.
Hudson, FL 34667	Crystal River, FL 34429	Ocala, FL 34474	The Villages, FL 32159
727-697-1892	352-563-5338	352-854-0022	352-753-0219

[www.ocalasewing.com](http://www.ocalasewing.com)



**Country Quilts & Bears**  
 E-mail: [countryquilts@ij.net](mailto:countryquilts@ij.net)

1983 Drew Street  
 Clearwater, FL 33765

(727) 461-4171


**SEW & SAVE**

**SALES & SERVICE**  
**JUKI & NECCHI DEALER**

**TOWN SQUARE MALL**  
**3021 US 19 UNIT 270**  
**SPRING HILL, FL. 34606**

**352-684-5445**  
**WWW.SEWSAVE.US**

**RANDY KASBERG**  
**SEWSAVE@ATT.NET**



**Peggy's Heirlooms of Tomorrow, Inc.**

Peggy Vogt, Owner  
 Quilting/Specialty Fabrics/Classes

*Created Today. Cherished Forever*

(352) 351-8282      4414 SW College Rd., Ste 1510  
 Ocala, FL 34474

E-mail: [peggy@heirloomsoftomorrow.com](mailto:peggy@heirloomsoftomorrow.com)  
 Website: [www.heirloomsoftomorrow.com](http://www.heirloomsoftomorrow.com)



Husqvarna Viking & White  
 Authorized Dealer

**Becky Garland**  
**Dody Guntow**  
 Evelyn Craig/S. Manager  
 Melody Robson/N. Manager  
 Holly Robson

**FABRIC WAREHOUSE**  
 Husqvarna VIKING

3030 N. Florida Ave. 33805  
 Phone: (863) 680-1325  
 (Corner of Griffin Rd. & N. Florida Ave.)  
 2929 S. Florida Ave. 33803  
 (One Block South of Edgewood Drive)  
 Phone: (863) 688-0606  
 Lakeland, Florida  
 Monday—Saturday 10 am - 5:30 pm

Website:  
[www.fabric-warehouse.net](http://www.fabric-warehouse.net)  
 E-mail:  
[fwarehouse@tampabay.rr.com](mailto:fwarehouse@tampabay.rr.com)