

Hernando Quilters' Guild Newsletter

July/August 2013



Website: www.hernandoquiltersguild.com

President's Message



Dear Guild Members,

I've packed my precious sewing treasures, made the long trip back to Michigan and can hardly wait to return.

I enjoyed my four months being your President and am looking forward to the many new journeys we've yet to take together.

I was very delighted to learn that there were so many of you interested in the painting with crayons technique. It's always exciting to learn new techniques and we hope we can guide our members down new avenues they never thought possible. There are already two new classes that I've learned in Michigan that might feed your hunger! You know what they say: "The sky is the limit!"

I hope everyone is as excited as your committee is about our upcoming Quilt Show. It will be here before we know it! I've got my list of things to make for the Boutique Table, the Silent Auction and hoping I get my endless list done before I return. Oh yes....and of course, my quilts for the show!

This is also a great time to make something you've always wanted to make, but not sure who you could give it to and don't want one for yourself. Now's the time to make it and donate it for YOUR show.

If any of you feel that you have an idea to make our Guild better, I encourage you to put your ideas in writing and turn them in to one of your board members (or e-mail them). We want to make this the BEST Guild, and with everyone's input, we can reach many more members that share our passion for quilting!

Until next time
Happy Quilting!
Karen Pilon & Sharon Allard


Officers/Committee Chairs 2013/2014

President	Karen Pilon/Sharon Allard
1 st Vice Pres	Nancy Jenkins
2 nd Vice Pres	Ava Rossler/Denise Jolliffe
Secretary	Sue Britton
Treasurer	Kathleen East
Quilt Shop Advertising	Betty Schielein
Shows/Travel	Betty Schielein
Block/Month	Marilyn Ryder
Veteran's Quilts	Betty Johnson
Alum Tabs	Ruth Redeker
Neonatal	Bonnie Giustozzi
Cancer Quilts	Ellie Fries
Quilt Show	Nancy Jenkins/ Karen Pilon
Fat Quarter Drawing	Linda Hrab
Fat Qtr Sales	Betsy Goker
50/50	Esther Feil
Mystery Prize	Lucy VanLiew
Membership	Alma Martin
Newsletter/Advertising	Barb Theriault
Phone Tree	Barb Theriault
Sunshine	Shirley Kerstetter

Happy 80th Birthday Gene Chambers



On April 10th Guild Members gathered for a luncheon at Kally K's to celebrate Gene Chambers' 80th birthday. Gene has been a long standing member of the guild and we all wished her a happy birthday and many more happy years of quilting! Congratulations Gene!



Happy Birthday

July

Donna Bleier	2
Eva Wahlfeldt	3
Mariann Ingle	16
Deborah McCabe	24
Maureen McHugh	26
Bonnie Staveski	31

**August**

Sonia Work	2
Vicky Gardner	4
Edith Mielke	8
Viola Imhof	10
Cindy Fitzgerald	12
Patricia McCleary	13
Mary Basse	16
Eileen Vyvyan	23
Joyce Elliffe	26

FIELD TRIPS

There will be no trips in June, July and August. We do not take trips during the summer months, so the next trip will be in September.

If you have any questions, call Betty Schielein at 352/684-5245.

2013 Fat Quarter Schedule

January	Red/White/Hearts
February	Greens
March	Small Flowers
April	Your Favorite Colors
May	Purples
June	Red/White/Blue
July	Large Flowers
August	Kids Prints
September	Plaids
October	Leaf Prints
November	Christmas Theme
December	No Exchange

Let **Shirley Kerstetter**, our **SUNSHINE LADY**, 352-686-9057, know about the needs or illnesses of our members.

Raffle Block of the Month Schedule 2013

Preview	Distribute Kits	Raffle	Presented By	Pattern
Apr	May	Jun	Barbara Adams	Grandmother Flower Garden
May	Jun	July	Ava Rossler	Log Cabin
Jun	Jul	Aug	Marilyn Ryder	Wild Goose Chase
Jul	Aug	Sept	Shirley Kerstetter	7 Sisters
Aug	Sept	Oct	Meg Smith	Indian Hatchet
Sept	Oct	Nov	Ellen Green	Sunbonnet Sue
Oct	Nov	Jan/2014	Marilyn Bacon	Susannah
Nov	Jan/2014	Feb/2014	Meg Smith	Corn and Beans

* See Marilyn Ryder to sign up

Meeting Type	Day	Date	Place	Time
Board Meeting	Wed	7/17/13	Blood Bank	9/30
Guild Meeting	Thurs	7/25/13	Holy Cross Lutheran	9:30
Board Meeting	Wed	8/21/13	Blood Bank	9/30
Guild Meeting	Thurs	8/22/13	Holy Cross Lutheran	9:30
Board Meeting	Wed	9/18/13	Blood Bank	9/30
Guild Meeting	Thurs	9/26/13	Holy Cross Lutheran	9:30

NEWSLETTER: Call or send any information, suggestions, correspondence, tips, or sayings dealing with quilting to **Barbara Theriault, 8181 Weatherford Ave., Brooksville, FL 34613**; e-mail: btheriault1@tampabay.rr.com; or call 352-597-8816. Next deadline is **August 5, 2013**. **Do not forward messages NOT dealing with sewing, crafts, or quilting to this e-mail address.**

GUILD NEWS AND NOTES

- ❖ **2013 QUILT SHOW** – The Quilt Show for 2013 will be held on **November 1st and 2nd, 2013**. It will be held as a two day show at an indoor venue this time at the Brooksville Enrichment Center (the Old Quarry Building) off Route 41. Plans are moving right along and there will be more to follow as we get closer to show time. Handouts/Flyers were prepared by Barb Theriault and they will be distributed to Quilt Shops and Quilt Guilds very soon. Also, information on the quilt show is presently on our website.

- ❖ **QUILT SHOW ENTRY FORMS** – Quilt Show Entry Forms and rules were e-mailed out by Karen Pilon last month. Extra copies were printed and are available at the meetings for those who do not have e-mail. Please read the rules carefully and fill out your forms as soon as possible and attach a picture of your quilt to each form. Don't forget to give a description of your quilt, pattern reference, etc. of 30 words or less so Karen can type this info and attach to your quilt for the show. Please e-mail or send your form to Karen as soon as your quilt is ready, even if you do not submit the actual quilt right away so she can start typing the info and record the sizes of the quilts for placement in the show. All entries should be in no later than the September meeting so proper placement for the show can be done. Put each quilt in a pillowcase with your name on it and give to Sharon Allard, Nancy Jenkins or Karen Pilon. Don't forget to put a label on your quilt with your name as well.

- ❖ **QUILT SHOW HANGERS NEEDED** – Please go to your local stores and search your closets to accumulate pant/skirt hangers w/clips and a hook that turns. We will need these for hanging quilts at our show. Please turn them in to Karen Pilon or Nancy Jenkins.

- ❖ **2013 QUILT SHOW OPPORTUNITY QUILT** - The ticket sales for the 2013 Opportunity Quilt are moving right along. Tickets were sold at the Expo in Lakeland in March, at Nana's Quilt Shop in April and also Scrap & Sew in early May. Thank you to all the volunteers who sold tickets at the various venues.

- ❖ **THINGS YOU SHOULD BE DOING IN PREPARATION FOR THE QUILT SHOW OVER THE SUMMER** – Next November will be here before you know it. In preparation for the various displays at the show we will need you to be working on the following things:
 - ✓ Silent Auction Items (small wall-hangings, wearable art, etc.) These are items you will make and willing to give up for auction to make money for the guild.
 - ✓ Boutique Table - Start making items for our wonderful Boutique Table and give to Ellie and her girls.
 - ✓ Raffle Baskets – bring in new items, or very gently used items you might have received that you don't use, i.e. rulers, cutters, patterns, books, etc. to donate to the raffle basket.
 - ✓ Quilts For Show (Please finish the quilts you would like to put in the show. Some important things you need to do:
 - Always a good idea to put a Label on your quilt identifying quilt name, date and maker.
 - Stock up on pillow cases to put your quilts in and fill out an entry form w/picture for each quilt to submit for show (try garage sales for old pillow cases)

- ❖ **BULLETIN BOARDS** – Bulletin Boards have now been on display at our monthly meetings to share classes, Thank you letters, new ideas, etc. Please make a point of viewing them at each meeting. You will be sure to find something of interest to you.

- ❖ **QUILTING TECHNIQUES/ CLASSES** – Classes and Special Groups are still being held at the Brooksville Enrichment Center. You must join the Brooksville Enrichment Center for a yearly fee of \$15.00 allowing you access to our classes as well as anything else offered by the Enrichment Center. Our classes are taught by members and outside teachers including Star Blocks, Make & Donate and Quilting Arts. A few Make & Donate classes will be held at the Blood Bank following board meetings. See class schedule page for details.

- ❖ **CHRISTMAS LUNCHEON 2013** - Our Christmas Luncheon will be held on **December 5th at the Brooksville Country Club again this year**. We will not be having a Penny Auction this year due to our concentration on donated items for the Quilt Show. We will have a \$10.00 Gift Exchange. More info to follow.



Calendar of Classes/Meetings



June 11th – Tuesday 10:00am – 3:00pm – 4 Corner Apron by Quilts on Plum Lane - Brooksville Enrichment Center, Bring lunch, or you can purchase a lunch in the café' at a discount.

June 18th – Tuesday 10:00am – 3:00pm – Make & Donate Class with Sharon Allard. Brooksville Enrichment Center. Bring Lunch, or you can purchase a lunch in the café at a discount.

June 25th – Tuesday 10:00am – 3:00pm – Quilting Arts Group w/Esther Feil - Brooksville Enrichment Center, Bring lunch, or you can purchase a lunch in the café' at a discount.

June 27th – Thursday 9:30am General Guild Meeting at Holy Cross Lutheran Church.

July 9th – Tuesday 10:00am – 3:00pm – Sashiko Class w/Shirley Kerstetter – Brooksville Enrichment Center, Bring lunch, or you can purchase a lunch in the café' at a discount.

July 16th – Tuesday 10:00am – 3:00pm – Make & Donate Class with Sharon Allard. This will be a completion class for items for the Boutique. Brooksville Enrichment Center. Bring Lunch, or you can purchase a lunch in the café at a discount.

July 23rd – Tuesday 10:00am – 3:00pm – Quilting Arts Group w/Esther Feil - Brooksville Enrichment Center, Bring lunch, or you can purchase a lunch in the café' at a discount.

July 25th – Thursday 9:30am General Guild Meeting at Holy Cross Lutheran Church. **Trunk Show “My Lazy Daisy” by Barbara Hall, a member of our guild.**

August 13th – Tuesday 10:00am – 3:00pm – Quilting Arts Group w/Esther Feil - Brooksville Enrichment Center, Bring lunch, or you can purchase a lunch in the café' at a discount.

August 20th – Tuesday 10:00am – 3:00pm – Make & Donate Class with Sharon Allard. This will be a sew day for the Quilt Show. Brooksville Enrichment Center. Bring Lunch, or you can purchase a lunch in the café at a discount.

August 22nd – Thursday 9:30am General Guild Meeting at Holy Cross Lutheran Church.

August 27th – Tuesday 10:00am – 3:00pm - Techniques w/Fusible Applique and Machine Blanket Stitch – By Barb Theriault - Brooksville Enrichment Center, Bring lunch, or you can purchase a lunch in the café' at a discount. See sign-up sheet at July meeting and supply list.

September 10th – Tuesday 10:00am – 3:00pm – Quilting Arts Group w/Ellie Fries- Brooksville Enrichment Center, Bring lunch, or you can purchase a lunch in the café' at a discount.

September 17th – Tuesday 10:00am – 3:00pm – Make & Donate Class with Sharon Allard. This will be a sew day for the Quilt Show. Brooksville Enrichment Center. Bring Lunch, or you can purchase a lunch in the café at a discount.

September 24th – Tuesday 10:00am – 3:00pm – Sweatshirt Makeover w/Barbara Hall - Brooksville Enrichment Center, Bring lunch, or you can purchase a lunch in the café' at a discount. See sign-up sheet at August meeting and supply list.

September 26th – Thursday 9:30am General Guild Meeting at Holy Cross Lutheran Church. **We will have a Pot Luck at this meeting. Quilts due for the Quilt Show.**

❖ **HAND WORK – Red Work or Applique** – Just a reminder that the hand work group will continue to meet directly following the Guild meetings. The hand stitching time is open to anyone who wishes to join us. **No sewing machines allowed. Bring bag lunch and let's have fun.**



QUILT SHOWS/RETREATS



September 26th – 28th 2013 – QUILTFEST-JACKSONVILLE, FLORIDA –“Quilting Through The Ages” NEW HOURS! Thursday, Friday and Saturday 9:00am-5:00pm at the Prime Osborn Convention Center, 1000 Water Street, Jacksonville, Florida. Contact person: Gay Montgomery 904-771-1154 or 904-742-1372 www.quiltfestjax.com

Sept. 28th & 29th, 2013 - Sat & Sun – Downtown Deland Craft & Quilt Show – Sat 10:00am-6:00pm, Sunday 10:00am-4:00pm Mark your calendar and save the date. Quilts from the top fabric companies-seen only in the magazines and now you get to see them up close! Artists, Crafters & Quilters from all over the state will display and sell their handmade items along Woodland Boulevard in Downtown DeLand. Entertainment, demonstrations by crafters, children's activities and more! Free admission for Craft Show; \$5 admission for the Quilt Show held in the Volusia County Administration Building (123 W. Indiana Ave., DeLand). For more info contact the Deland Quilt Shop.

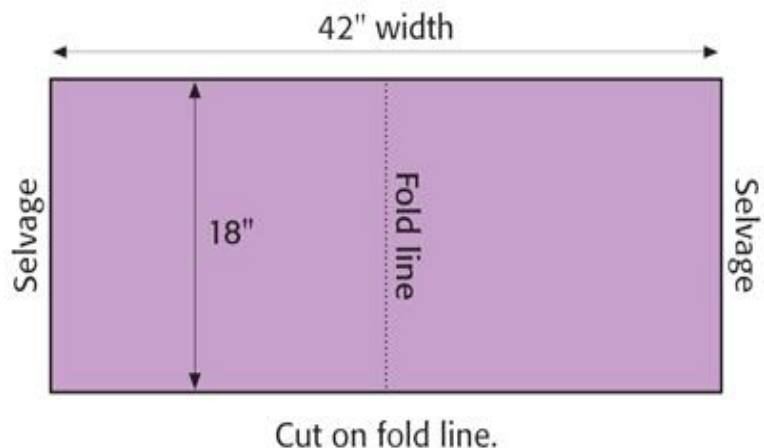
November 1st & 2nd, 2013 – Brooksville, Florida

Hernando Quilters' Guild Presents: Threads For Freedom Quilt Show. Friday & Saturday, November 1 & 2, 2013 from 9:00am to 4:00pm at the Quarry Golf Course (Brooksville Enrichment Center) 800 John Gary Grubbs Blvd., Brooksville, Florida 34601 off Route 41/Broad Street in Brooksville (352-544-5900). Featuring: Over 100 Quilts, Vendors, Boutique Table, Raffle Baskets, Opportunity Quilt, Silent Auction, Free Parking. For more information contact: Karen Pilon at 352-556-4720 or after April 30th 734-454-4934 e-mail: Tompilon@provide.net, or visit our website: www.hernandoquiltersguild.com

Here is a little helpful hint if you have a 1/2 yard of some fabric you don't really want, but it fits the particular theme for the monthly fat quarter drawings. Just follow these instructions to turn your 1/2 yard into two fat quarters.

How to Make Fat Quarters from Yardage

To convert a half yard into two fat quarters, simply fold the fabric in half and match the selvage edges. Make a crease along the fold of the fabric. Open up the fabric and cut on the fold with a rotary cutter or scissors. You now have two pieces of fabric that measure approximately 18" x 21".



Remembering Shirley Williams

March 26, 1927 – May 10, 2013



*Quilters
affect
eternity;
they can
never tell
where
their
influence
stops.*

We are all saddened by the death of our dear friend and fellow quilter, Shirley Williams, who lost her battle with Cancer on May 10th, 2013. She was surrounded by the love of her family.

Shirley was born in Belleview, Florida and moved to Long Island for a few years, then on to Massachusetts. She met her husband in Church after he had flown his own plane home from California. They had 55-1/2 years together before he passed away. They raised one daughter and two sons who now live in Wyoming, Missouri, and Montana respectively. She and her husband moved to Spring Hill in 1977 and she said she was amazed how things had changed over the years.

Shirley taught herself to sew at an early age on a Singer Treadle Sewing Machine. After periods of macramé, ceramics, crewel embroidery and counted cross stitch, she joined the Hernando Quilters' Guild in 1992. It was in that relationship her quilting journey began.

She held several offices and was President from 1999 to 2001. Through the years Shirley had made numerous quilts for her children and her 5 grand children, taking pride in every one.

When arrangements were being made for a family reunion, she silk embroidered all the T-shirts for the reunion.

Shirley was a very active member of the Guild and also entered several quilts in the Hernando County Fair winning Blue Ribbons as well as Green Ribbons, for Best of Class and Best of Category. She always said that the Fair was a very nice event in Hernando County and would encourage all quilters to enter their prize quilts.

She was also a very active and dedicated member of her Church in Spring Hill and was kind enough to donate 3 wall-hangings to the Church. One of which was 12 squares of Bible Stories, a very appropriate gift.

We were very fortunate to have known Shirley and she will be sadly missed by all her quilting friends. Her quilts will remain her legacy for her family to enjoy for years to come.

Following the tradition of the Guild, a book will be donated by the Guild to the Spring Hill Library in memory of Shirley.

Guild Activities/Programs/Show & Tell



Trunk Show By – Quilts On Plum Lane

Donna Lilibridge from Quilts On Plum Lane presented a Trunk Show for our May Meeting Program. She gave us an overview of some of the new products they have available in the shop. Some beautiful wool embroidery was shown as well as kits for some colorful quilts. A few whimsical holiday table runner patterns were shown by our program VP's, one for Halloween and one for Christmas. These patterns are available in her shop as well. Thank you Donna for a very nice presentation.



Karen Pilon is showing her delightful little "Bug" quilt. Instead of buttons in the jars, she chose various embroidered bugs! Really cute!



Barbara Hall will be teaching a class on this sweatshirt makeover on 9/24.



Meg Smith – What a cute apron using Cathedral Window design.



Barbara Adams – Nice Bed Quilt!



Louise Cernak – Quilt On Point! Nice job!



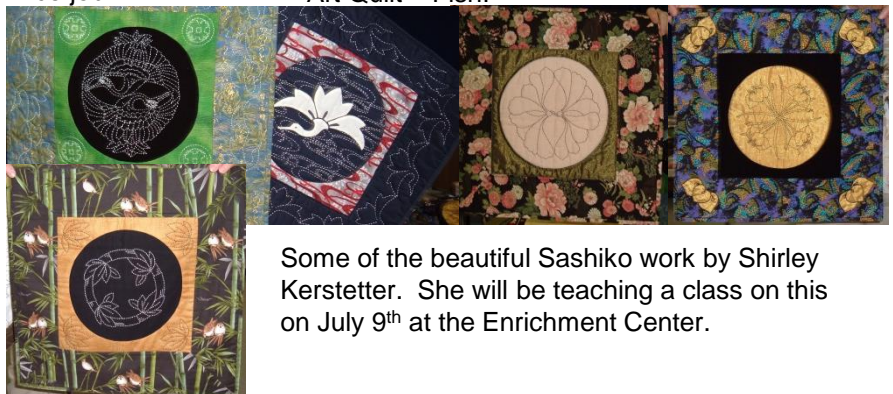
Betty Schielein – Nice Art Quilt – Fish!



Susan Kalkbrenner – Nice Purse!



Carol Thibert with the help of Karen Pilon is showing some of her beautiful pillow patterns. What a cool design.



Some of the beautiful Sashiko work by Shirley Kerstetter. She will be teaching a class on this on July 9th at the Enrichment Center.



QUILTING HISTORY



History of Quilting in America – Part II

The Patchwork Quilt

*Of all the things a woman's hands have made,
The quilt so lightly thrown across her bed –
The quilt that keeps her loved ones warm –
Is woven of her love and dreams and thread.*

Carrie A. Hall,
"The Romance of The Patchwork Quilt"

Quilting As a Means of Self-expression

Quilt patterns have been named to express political feelings, such as the "Whig Rose," "Tippecanoe and Tyler Too," and "Clay's Choice." Others, such as "Burgoyne Surrounded," commemorate historical events.




Every day living provided many of the names of these old quilts, such as "Log Cabin," "Flying Geese," "Maple Leaf," "Broken Dishes," and "Indian Hatchet." Some quilt names came from their makers' abiding faith: "Jacob's Ladder," "Job's Tears," and "Star of Bethlehem."

Quilt-making also helped the makers assuage their sorrows, with the ultimate example of this being the "Kentucky Coffin" quilt described in *Quilts in America*. Made in 1839, in shades of brown, it has a fenced-in cemetery in its center that contains coffins with the names of dead family members inscribed on them. (Pictured above). Along the border are coffins applied with other family members' names, waiting until they die to be moved into the center. Modern quilters also use quilting as an outlet for their troubles, as in the well known "Divorce Quilt," with the woman who broke up the maker's marriage being portrayed as a cat.

Despite these quilts to relieve sorrows, probably more of the quilts made over the years have been intended to celebrate happier times, such as births, wedding, and graduations.

As the development of the country spread westward, quilts were often given as a departure gift. One example of this is the quilt made by Ankey Hutchison of Monroe County, West Virginia for her step-grandson who was leaving for Nebraska.



A similar quilt, documented by the West Virginia Heritage Quilt Search in 1992, was made by Ankey for her niece in 1884. Both were covered with appliqued verses from a Church of the Brethren hymn. Check *West Virginia Quilts and Quilt Makers* (p. 166) for a photo.

Another quilt that was made as an act of homage can also be seen in *West Virginia Quilts and Quiltmakers* (p. 170). This quilt, with a separate block for each of the 48 states, was made by Ella Martin, a Coal miner's wife from Montcalm. It was a gift for President Franklin D. Roosevelt in 1933 expressing her appreciation for the National Recovery Act, which was designed to stimulate the economy and protect the workers. Her quilt was given to the West Virginia Cultural Center in Charleston by the person who purchased it from its last owner, Mrs. Roosevelt's mail clerk.



Quilting Party in West Virginia – 1854

Quilting served a communal function as well, with groups of women getting together for quilting parties. The women worked on the quilt, children played, and the men, who may have spent their day in haymaking or other farm work, joined

them for supper in the evening. A good example of this activity can be seen in a lithograph "A Quilting Party in Western Virginia" 1854. (see above)

Credits: Extension Service – West Virginia University



Tips / Tricks / Recipes



CHOOSING FAT QUARTERS FOR A QUILT

Start With a Favorite Color

When choosing individual fat quarters, start with your favorite color first, disregarding its value or scale. Find that chosen color on a color wheel and work clockwise until you have gathered at least one fabric in each color family that looks good next to your first choice. The quantity of coordinates is up to you.

Create a Palette

Palettes are collections of fabrics that vary in scale and value and are arranged in various tints, shades, and tones of a pure color. Consider the brightest, clearest fabric your pure color. Adding white to a pure color will create a pastel tint; adding black creates a deep, warm shade; and adding gray creates a soft, subtle tone.

Incorporate Yardage

Larger cuts can be included successfully without spoiling the effect of a scrappy quilt—especially in a border. By isolating one aspect of the quilt (such as the border), you can devote more time to selecting just the right fat quarters for the center of the quilt. Flexibility is the key!

Duplicate Fat Quarters

It's okay to use more than one fat quarter of the same print. Just because individual quantities of fat quarters are listed doesn't mean you can't duplicate them.

Choose A Range Of Values

Value is determined by the lightness or darkness of a fabric. A light fabric could be white, ivory, beige, or tan with (or without) any other color added to the print. A dark value is simply that—dark—and a medium value falls somewhere between the light and the dark. Values can vary depending on the lightness or darkness of the fabrics placed next to them. Expanding on your first choices and following the same color-wheel concept, choose coordinating fabrics that are lighter or darker than the original ones. Stack them in order from light to dark. Use a transparent value finder to see if your perception is correct. Value can also be tested by standing back at least 10 feet from the fabric and squinting. Squinting helps you see variations in value more easily.

Vary Fabric Scale

Scale refers to the size of the print on a fabric. After testing the value, examine your selections to see how many of the prints vary in size. A mix of various scales in a quilt not only adds movement, but also keeps the eye interested. If your collection lacks variety of scale, rethink your choices.

(See adjacent color wheel for reference)

Recipe Corner

RHUBARB BLUEBERRY CRISP

This yummy fruit crisp is a recipe Quilt Designer, Kim Diehl created to use fresh rhubarb out of her garden. Serve warm with a scoop of vanilla ice cream, or a dollop of whipped cream and enjoy a little bit of home-cooked goodness.

For the Crust/Topping:

1 cup flour
 1 cup packed brown sugar
 ¼ cup quick cooking oats
 ½ cup (1 stick) butter, melted
 1 teaspoon ground cinnamon
 Place all ingredients in a medium bowl and mix until crumbly

For the Filling:

4 cups fresh rhubarb, sliced into ½" thick pieces
 1 cup fresh blueberries, washed and dried, with stems removed.
 1 cup water
 1 cup sugar
 2 tablespoons cornstarch
 1 teaspoon vanilla extract
 ¼ teaspoon almond extract
 ¼ teaspoon salt
 Enough butter to coat an 8" or 9" baking dish

Preheat oven to 350 degrees. Butter an 8" or 9" baking dish or pie plate. Press enough of the crust/topping mixture into the bottom of the dish to make a layer about ¼" thick. Top with sliced rhubarb and sprinkle with blueberries.

Add water to a small saucepan. Stir together sugar and cornstarch, and whisk into the water. Add vanilla extract, almond extract and salt. Cook the mixture over medium heat, stirring constantly, until boiling. Remove from heat and pour over fruit. Sprinkle with the remaining crust/topping mixture. Bake uncovered 45 minutes, or until golden brown and bubbly around the edges.



Advertising

• Long Arm Quilting Service • Machine Embroidery Supplies

Nana's Quilt Shop



• Fabrics • Notions • Classes • Kits

Owners
Coleen Poole
Mary Russell

Monday - Friday 10-5
Saturday 10-4
nanasquiltshop.com

18851 Cortez Blvd.
Brooksville, FL 34601
352-796-0011



Pat Wilkinson
pipsqeak@gte.net
www.quilttilyouwilt.net
727-862-6141

9609 Fulton Ave
Hudson, FL 34667

Custom Machine Quilting
Professional Embroidery

Tues-Fri 10am-5pm
Sat 10am-3pm
Tues, Thur and Fri
7pm-9pm



Authorized BERNINA & PFAFF Dealer

In-Store Factory Trained Technician
Service and Repairs on all Makes and Models
Classes - Notions - Threads - Books
Fabrics and much more

www.berninapfaff.com Email: berninatpa@aol.com

Tampa 14976 N Florida Ave
Tampa FL 33613
813-969-2458


Brandon 768 W Lumsden Rd
Brandon FL 33511
813-655-8909

Keep Me In Stitches™
A Specialty Sewing Center

Visit our website for our complete Educational Calendar
www.kmisinc.com

South Tampa Store 4237 West Kennedy Blvd. Phone (813) 282-1526 Monday-Friday 10am-6pm Saturday 9am-5pm	Carrollwood Store 14833 North Dale Mabry Hwy. Phone (813) 908-3889 Monday-Friday 9am-5pm Saturday 9am-5pm
--	---

BabyLock • Janome • Designer's Gallery
Floriani • Koala Cabinets
WE SERVICE ALL MAKES AND MODELS

14215 7th St.
Dade City, FL 33523
Mon - Sat 10-5
Thurs 10-8

Fabric • Books • Patterns
Notions • Classes • Gift Items

Owner: Donna Lillibridge Ph: 352-518-0003
Manager: Carol Bradshaw Fax: 352-518-0022
Website: quiltsonplumlane.com Email: plumlanedl@cs.com

Singer-Janome-Brother® Sewing Center

At your side!



11" x 4.7" Work Area
with an Extra Long Free Arm

Free Estimates
We Service All Makes & Models
Home Service Available
FREE LESSONS

Plaza Of The Oaks Hudson
8866 S.R. 52 • Corner At Little Rd.
727-868-3655



Store (813) 749-0888
Tess Pokorny (813) 846-6430
Terry Pokorny (813) 789-4327

A Fabric Crafting Store

16541 Pointe Village Dr. tess@scrapandsew.com
Lutz, FL 33558 www.scrapandsew.com



A Welcoming Place to Shop and Sew

12230 Race Track Rd. Tampa, FL 33626
813-855-3066 888-74-QUILT
www.CraftyThreads.com Barb Linares

Quilting Fabric ~ Cuddle Fabric ~ Wool ~ Books
Patterns ~ Notions ~ Gifts

Longarm Quilting & Custom Embroidery ~ T-Shirt Quilts
Day and Evening Classes & Clubs
Mon-Fri 10-6 * Tue 10-9 * Sat 10-3

Tomorrow's Treasures Quilt Shop

Authorized BERNINA® Dealer
Authorized HandiQuilter® Representative
www.cquilts.com



802 N. Suncoast Blvd. (Hwy. 19) Crystal River, FL 34429 352-795-2600 ttcrs@embarqmail.com	6122 SW Hwy. 200 Ocala, FL 34476 352-690-1915 ttocala@embarqmail.com
--	---

Advertising

Suwannee Valley Quilt Shoppe
 517 N Main Street, Trenton, FL (352) 463-3842

- ◆ Fabric & Classes
- ◆ Books & Supplies
- ◆ Machine Quilting
- ◆ Cross Stitch

Open Mon—Sat 10 to 4
www.suwanneeshops.com

Florida's Most Unique Quilt Shop

- ◆ Stained Glass
- ◆ Antiques
- ◆ Framing
- ◆ Chocolatier



Visit our **Suwannee Rose Café**
 For lunch & pastries homemade daily

A-White Sew -Vac

Sewing Machines Classes Vacuum Cleaners
 Embroidery Machines Sit & Stitch Embroidery Software

REPAIRS ON ALL MODELS

Contractor's Inst. Plaza	Airport Plaza 979 N. Suncoast Blvd.	Paddock Pk. Plaza 3101 SW 34th Ave	La Plaza Grande South 980 Bichara Blvd.
15413 US HWY 19 Hudson, FL 34667	Crystal River, FL 34429	Ocala, FL 34474 352-854-0022	The Villages, FL 32159 352-753-0219
727-697-1892	352-563-5338		

www.ocalasewing.com

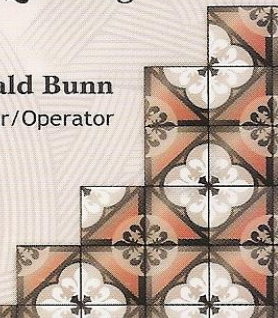
Donald Bunn's Machine Quilting

Donald Bunn
 Owner/Operator

963 E. Wacker St.
 Hernando, FL 34442

(352) 533-3027

Dbunn4@Tampabay.rr.com



SEW & SAVE

SALES & SERVICE
JUKI & NECCHI DEALER

TOWN SQUARE MALL
3021 US 19 UNIT 270
SPRING HILL, FL. 34606

352-684-5445
WWW.SEWSAVE.NET

RANDY KASBERG
SEWSAVE@ATT.NET



 **Happy Apple Quilts™**
 The Little Shop with a BIG Heart

Fabric, Patterns, Books
Notions, Gifts
and Sew Much More

Guild Member Discount Everyday!

3281 Tampa Rd, Palm Harbor
 727-786-0080
www.HappyAppleQuilts.com
 Mon, Wed, Thur, Fri 10 - 5; Tue 10 - 7; Sat 10 - 3

Peggy's Heirlooms of Tomorrow, Inc.
 Peggy Vogt, Owner
 Quilting/Specialty Fabrics/Classes

Created Today. Cherished Forever

(352) 351-8282 4414 SW College Rd., Ste 1510
 Ocala, FL 34474

E-mail: peggy@heirloomssoftomorrow.com
 Website: www.heirloomssoftomorrow.com



Husqvarna Viking & White
 Authorized Dealer

Becky Garland
Dody Guntow
 Evelyn Craig/S. Manager
 Melody Robson/N. Manager
 Holly Robson

Website:
www.fabric-warehouse.net
 E-mail:
fwarehouse@tampabay.rr.com

FABRIC WAREHOUSE
 Husqvarna VIKING

3030 N. Florida Ave. 33805
 Phone: (863) 680-1325
 (Corner of Griffin Rd. & N. Florida Ave.)
 2929 S. Florida Ave. 33803
 (One Block South of Edgewood Drive)
 Phone: (863) 688-0606
 Lakeland, Florida
 Monday—Saturday 10 am - 5:30 pm

Rainbow's End
 QUILT SHOPPE

941 Broadway Street
 Dunedin, Florida 34698
 Phone: (727) 733-8572
 Fax: (727) 736-0235

Monday/Tuesday	10 am – 5 pm
Wednesday	10 am – 8 pm
Thursday/Friday/Saturday	10 am – 5 pm
Sunday	Closed

www.rainbowsendquiltshoppe.com

Country Quilts & Bears
 E-mail: countryquilts@ij.net

1983 Drew Street
 Clearwater, FL 33765

(727) 461-4171

