

Hernando Quilters' Guild Newsletter



January/February 2014

Website: www.hernandoquiltersguild.com

President's Message



Dear Guild Members,

As the majority of you already know, our Quilt Show broke all records from previous years! There were a lot of speculations on whether it was a good idea to change our venue to a two day inside event. It was a lot of work, but as reported last month, we succeeded! You might ask, why was it so successful? Plain and simple; because there were so many of our members who participated. We should all take pride in our success and look forward to our 2015 show exceeding this year's success! Job well done ladies!

The New Year is upon us and I'm wondering what New Year's Resolution you might make? Will it be to lose weight (which seems to be my resolution every year). Will you try to keep in touch with friends that you haven't seemed to make time for, travel someplace that you've been yearning to go, or will you decide to step it up and learn some new sewing techniques? Our gals in charge of classes will be making this an easy resolution to keep!

I'm excited to have Juanita Yeager teach us painting and then using your quilting to enhance your quilt. Her quilts were like something I've never seen before and beyond beautiful! Will you be taking a class on how to "paint" with crayons? I found this technique fascinating and hope to take an advanced class, or maybe you might learn how to use those crayons a different way by coloring and then embroider around what you had colored. I've done this technique and was thrilled with how my quilt turned out. I have a friend begging me to let her purchase it!

I belong to another sewing group and will be teaching paper piecing. I have been watching many different methods and will be trying a few of them out before I teach in March. Maybe you would like to try that. I never realized how many different ways there are to paper piece! Back baste applique is also on my list this year. We have a number of gals that do almost all hand quilting and they are always willing to show you how to do something. Or.....how about the upcoming class on Silk Ribbon Embroidery!

For those of you beginning your journey into quilting, you might find the beginning quilting classes very helpful. I think they would be fun for those of us who have been sewing for many years to reacquaint ourselves on the correct ways to cut and so forth.

I think I could go on and on about all the exciting classes we have in store for us and hope that all our members take advantage of all these wonderful classes. The board hopes to keep your interest high so that you have so many projects you just don't know where to begin!

I have only been your President for a year and have found this position to be very rewarding. I hope our board continues to challenge you to learn and further your passion for quilting. So dear friends, let the NEW YEAR begin!

Karen Pilon & Sharon Allard

Officers/Committee Chairs

2013/2014

President	Karen Pilon/Sharon Allard
1 st Vice Pres	Nancy Jenkins
2 nd Vice Pres	Ava Rossler/Denise Jolliffe
Secretary	Sue Britton
Treasurer	Kathleen East
Quilt Shop Advertising Shows/Travel	Betty Schielein
Block/Month	Betty Schielein
Veteran's Quilts	Marilyn Ryder
Alum Tabs	Betty Johnson
Neonatal	Ruth Redeker
Cancer Quilts	Bonnie Giustozzi
Quilt Show	Ellie Fries
	Nancy Jenkins/ Karen Pilon
Fat Quarter Drawing	Linda Hrab
Fat Qtr Sales	Betsy Goker
50/50	Esther Feil
Mystery Prize	Lucy VanLiew
Membership	Alma Martin
Newsletter/Advertising	Barb Theriault
Phone Tree	Barb Theriault
Sunshine	Shirley Kerstetter

2014 Fat Quarter Schedule

January	Red/White/Hearts
February	Greens
March	Small Flowers
April	Your Favorite Colors
May	Purples
June	Red/White/Blue
July	Beige/Tan (Neutrals)
August	Stripes
September	Plaids
October	Leaf Prints
November	Christmas Theme
December	No Exchange

Happy Birthday

January

Liesbeth Dekoning	1
Helen Choate	4
Barbara Childress	6
Ava Rossler	7
Mary Smith	18
Karen Lawrence	20
Marjorie Crocker	21
Nancy Jenkins	22
Chris Zukowski	23
Alma Martin	29
Stella Sigmon	31



Raffle Block of the Month Schedule 2013/14

Preview	Distribute Kits	Raffle	Presented By	Pattern
Oct	Nov	Jan/2014	Ellen Green	Sunbonnet Sue
Nov	Jan	Feb	Marilyn Bacon	Susannah
Jan	Feb	March	Meg Smith	Corn and Beans

* See Marilyn Ryder to sign up

February

Barbara Hall	4
Marilyn Ryder	7
Linda Blades	10
Mary Ellen Schnellmann	17
Judy Thew	20
Elaine Metz	27
Denise Jolliffe	28

FIELD TRIPS

Betty has planned the following trips for **January/February/March/April, 2014**. Please come and join in the fun.

Friday, January 17th

Trip to Quilter's Quarters, Zephyrhills and Quilts on Plum Lane, Dade City. Meet at Publix, Barclay & Spring Hill Dr. at 9:30 am. Park out from Beef-O-Brady's.

Friday, February 21st

Trip to A. White and Tomorrow's Treasurers, Crystal River. Meet at Winn-Dixie Plaza corner of Rts. 19 & 50 at 9:30am. Park facing Rt. 19 on Hardees side of lot.

Friday, March 14th

Trip to West Pasco Quilt Show, New Port Richey. Meet at JoAnn's on Rt.19 at 9:30am. Park out from JoAnn's, close to Rt. 19.

Friday, April 11th

Trip to Rainbow's End, Dunedin & Country Quilts & Bears, Clearwater. Meet at JoAnn's on Rt.19 at 9:15am. Park out from JoAnn's, close to Rt. 19.

If you have any questions, call Betty Schielein at 352/684-5245.

Meeting Type	Day	Date	Place	Time
Board Meeting	Wed	1/15/14	Enrichment Center	9:30
Guild Meeting	Thurs	1/23/14	Holy Cross Lutheran Church	9:30
Board Meeting	Wed	2/19/14	Enrichment Center	9:30
Guild Meeting	Thurs	2/27/14	Holy Cross Challenge Due	9:30
Board Meeting	Wed	3/19/14	Enrichment Center	9:30
Guild Meeting	Thurs	3/27/14	Holy Cross Lutheran Church	9:30
Board Meeting	Wed	4/16/14	Enrichment Center	9:30
Guild Meeting	Thurs	4/24/14	Holy Cross Lutheran Church	9:30

NEWSLETTER: Call or send any information, suggestions, correspondence, tips, or sayings dealing with quilting to **Barbara Theriault, 8181 Weatherford Ave., Brooksville, FL 34613**; e-mail: btheriault1@tampabay.rr.com; or call 352-597-8816. Next deadline is **February 10, 2014**. **Do not forward messages NOT dealing with sewing, crafts, or quilting to this e-mail address.**

Let **Shirley Kerstetter**, our **SUNSHINE LADY**, 352-686-9057, know about the needs or illnesses of our members.

GUILD NEWS AND NOTES

- ❖ **DUES \$15.00 DUE AT JANUARY MEETING** Please do not forget to bring your **checkbooks to pay your annual dues.** Due to a very successful quilt show in November the board voted to decrease our dues this year to \$15.00. If you wish to pay by cash, Alma has requested that you have the ***exact change*** to make things a little easier. If not paid by the February meeting there will be a \$5.00 Late fee.

- ❖ **2014 CHALLENGE :** Shirley Kerstetter was the winner of the 2013 Quilt Challenge and as a result she received the task of choosing the 2014 challenge. The challenge is called: "A Story in Quilt Patterns." Every member is encouraged to enter the challenge due at the February, 2014 meeting. If you have any questions, you can call **Shirley Kerstetter at 352-686-9057.**

- ❖ **BULLETIN BOARDS** – Bulletin Boards are on display at our monthly meetings to share classes, Thank you letters, new ideas, etc. Please make a point of viewing them at each meeting. You will be sure to find something of interest to you.

- ❖ **HERNANDO QUILTERS' GUILD RETREAT**– HQG has scheduled a sewing retreat for three days in March 2014. Monday, March 3rd (check-in @ 3pm) through Thursday, March 6th (check out before 11am) at Lakewood Retreat in the hills of east Hernando County. Take a look at the photos on the website to get a feel for the place. (<http://www.lakewoodretreat.org>) The price of \$110 covers a room that sleeps three (2 single beds & 1 double bed) with a private bath, all your meals (3 per day, buffet-style) and the use of a large sewing room with plenty of tables and outlets for us to use. It is a Mennonite-run facility, so no drugs, alcohol or bikinis. The guild will provide a 4-seater golf cart for use during the retreat for those who find the terrain a bit rough for walking.

In addition to days of uninterrupted sewing time and somebody else doing the food prep, three of our members have offered to do classes on three simple projects that can be completed during the retreat. A non-refundable deposit of \$55 is due to Kathleen East no later than the meeting on January 23rd. The final payment is due no later than February 14th, preferable earlier. Check with Kathleen East (352-666-3066) for more details.

LAKWOOD RETREAT

Join us for three days & nights of sewing, eating, relaxing, laughing and being with friends.

Mark your calendar for
Monday, March 3, 2014 --Thursday, March 6, 2014*

The price of \$110 covers a room that sleeps three with a private bath, all your meals, the use of a large sewing area and all the recreational facilities at the Center.

Bring all your UFO's and sew, sew, sew!
Or join one of our talented members and learn to make one of two simple quilts & the 'magic' pillowcase to store it in when completed.

A 50% **non-refundable deposit** is due no later than January 23rd with the final payment due no later than February 14th.

Don't dawdle - there's room for only 27!

*Arrival between 3-4pm on 3/4/14
**Departure before 11am on 3/6/14

- ❖ **QUILTING TECHNIQUES/ CLASSES** – Classes and Special Groups are still being held at the Brooksville Enrichment Center. You must join the Brooksville Enrichment Center for a yearly fee of \$15.00 allowing you access to our classes as well as anything else offered by the Enrichment Center. Our classes are taught by members and outside teachers. Nancy Jenkins will start the new year out with a Fan Block of the Month class. There will be Quilting Arts with Ellie Fries and various sew-a-thons for charity throughout the year. See class schedule page for details.

- ❖ **HAND WORK – Red Work or Applique** – Just a reminder that the hand work group will continue to meet directly following the Guild meetings. The hand stitching time is open to anyone who wishes to join us. **No sewing machines allowed. Bring bag lunch and let's have fun.**



Calendar of Classes/Meetings



January 14th– Tuesday 10:00am – 3:00pm – Quilting Arts Group w/Ellie Fries- Brooksville Enrichment Center, Bring lunch, or you can purchase a lunch in the café' at a discount.

January 21st – Tuesday 10:00am – 3:00pm – Block of the Month Class with Nancy Jenkins. – Brooksville Enrichment Center, bring lunch, or purchase a lunch in the café' at a discount.

January 23rd– Thursday 9:30am General Guild Meeting at Holy Cross Lutheran Church. **Famore Cutlery – Brooksville, FL - Scissor Sharpening – and Q/A on care of your scissors, etc.**

January 28th – Tuesday 10:00am – 3:00pm – Silk Ribbon Embroidery with Beverly Abenante. – Brooksville Enrichment Center, bring lunch, or purchase a lunch in the café' at a discount. Sign up sheets will be available soon.

February 11th – Tuesday 10:00am – 3:00pm – Quilting Arts Group w/Ellie Fries- Brooksville Enrichment Center, Bring lunch, or you can purchase a lunch in the café' at a discount.

Feb. 12th - Wednesday Juanita Yeager Class AT THE QUARRY BUILDING (where we had the quilt show) from 9:30am to 3:30pm. Since this building is part of the Enrichment Center you must be a member of the Enrichment Center to come to the class. The fee is \$15 and that covers you for a whole year at the Enrichment Center for the guild classes. The cost of the Juanita Yeager class is **\$55.00** and Juanita supplies everything. That is flower design (Poppy), prepared silk, paint, brushes, batting, felt backing and thread. All you will need to bring is your machine, empty bobbins and that your machine can do free motion. For those that do not do free motion you may hand quilt your piece. The class fee is non-refundable. If you have paid and can not attend you will have to find your own replacement. Make your check payable to the HQG and mail to P.O. Box 6672, Spring Hill, FL 34611. Final payment is due at the January meeting, Jan. 23, 2014. Once you have made your payment please notify me so I have a record of who will be attending the class. If you have any questions please call Denise Jolliffe at 352-597-3376 or email marlinmagic13@yahoo.com

February 18th – Tuesday 10:00am – 3:00pm – Block of the Month Class with Nancy Jenkins. – Brooksville Enrichment Center, bring lunch, or purchase a lunch in the café' at a discount.

February 25th – Tuesday 10:00am – 3:00pm – Easy Peazy Class with Margaret Travis -Brooksville Enrichment Center, Bring lunch, or you can purchase a lunch in the café' at a discount. More info and sign up sheet to follow. You can make two items: **STOW-IT**, which is a bedside caddy or over arm chair, or **HANG-IT**, which is a padded hanger cover.

February 27th – Thursday 9:30am General Guild Meeting at Holy Cross Lutheran Church. **Guild Challenge is due.**

March 11th – Tuesday 10:00am – 3:00pm – Quilting Arts Group w/Ellie Fries- Brooksville Enrichment Center, Bring lunch, or you can purchase a lunch in the café' at a discount.

March 18th – Tuesday 10:00am – 3:00pm – Block of the Month Class with Nancy Jenkins. – Brooksville Enrichment Center, bring lunch, or purchase a lunch in the café' at a discount.

March 25th – Tuesday 10:00am – 3:00pm – Melted Crayon Class w/Katie Ringo. – Brooksville Enrichment Center, bring lunch, or purchase a lunch in the café' at a discount. Sign up sheets will be available soon. This is a beginners class in which you will learn how to do a design on fabric with melting your crayons.

March 27th – Thursday 9:30am General Guild Meeting
at Holy Cross Lutheran Church. **Pot Luck Lunch is scheduled.**





QUILT SHOWS/RETREATS



February 14-15, 2014 – Ladies Of the Lakes Quilt Show In Lakeland Present: “Hearts By The Lake”. Our biennial quilt show will be held on Friday and Saturday, February 14th and 15th. Our venue is the same, First Presbyterian Church on Lake Hollingsworth. There is ample, accessible parking and enough space for all our activities including: a large boutique filled with handcrafted items and quilting products, a silent auction area, a catered cafe, vendors galore and of course all the beautiful quilts.

February 14-15, 2014 QUILT SHOW IN BELLEVIEW - Belleview Busy Bees will be having their Quilt Show in Ocala, FL . More info: KEstes6534@aol.com

February 21st and 22nd, 2014 QUILT SHOW AND TEA IN BROOKSVILLE

High Point Quilt Club off Cortez Blvd. in Brooksville, Florida is having our first Quilt Show and Lady Dresden Tea on Friday and Saturday, Feb. 21st and 22nd. It will be held in the Community Center at 12249 Club House Road from 9AM to 4 PM on Friday and Saturday. Admission to the Quilt Show is \$4 and there will be a modest additional price for the tea. We will have over 100 quilts, (including memorial quilts and antique quilts), vendors, basket raffles, and Brenda Grampsas will be there to appraise quilts brought in by visitors. The Lady Dresden Tea will include tea sandwiches, rock cake, chocolate covered strawberries, fairy cake and a lovely cup of tea served by one of our quilt club members. For more information please email: quiltshow14@google.com or vaschweig@bellsouth.net.

March 3rd – March 6th Hernando Quilters' Guild Retreat, Lakewood Retreat

HQG has schedule a retreat for three days in March 2014. at Lakewood Retreat in the hills of east Hernando County. Take a look at the website to get a feel for the place [<http://www.lakewoodretreat.org/>]. The price of \$110 covers a room that sleeps three (2 single beds & 1 double bed) with a private bath, all your meals (3 per day, buffet-style) and the use of a large sewing room with plenty of tables and outlets for us to use. The guild will provide a 4-seater golf cart for use during the retreat for those who find the terrain a bit rough for walking. More info, call Kathleen East 352-666-3066.

March 7th and 8th, 2014 – Mt. Dora - Lake Country Quilters Guild 32nd Annual FANtastic Quilt Show

Lake Receptions, 4425 Highway 19A, Mount Dora, FL 32757
Friday, March 7, 2014, 9 a.m. - 6 p.m. , Saturday, March 8, 2014, 9 a.m. - 4 p.m.
E-Mail: mailto:lcqqquiltshow@hotmail.com ; Phone: 352-223-3825

March 14, 15, 16, 2014 – West Pasco Quilters' Guild, Inc. 2014 Biennial Quilt Show – “Fabric In Motion” Quilt Show NPR Recreation & Aquatic Ctr., 6630 Van Buren Street, New Port Richey, FL 34653. Hours: Friday/Saturday 9-5, Sunday 10-4. Daily Admission Donation \$7.00; Multi-Day \$10.00. Over 400 quilts on display, quilt appraisals by Brenda Grampsas, guild boutique, silent auction, youth challenge quilts, free lectures & trunk shows, many vendors, great food, door prizes, kid's activities. For more info contact Show Chairs: **Rhonda Koning 727-869-9604 or Peggy Kirchner 727-375-8883. Live Quilt Auction on Sunday, 16th at the show.**

Guild Activities/Quilt Show



Hernando Quilters' Show A Success

Our Guild held a two day biennial quilt show on November 1st and 2nd at the Mining Association Enrichment Center, 800 John Gary Grubbs Blvd., Brooksville, Florida with a theme of "Threads For Freedom" to honor our Veterans. All Veterans were given free entry to thank them for their service to our country. Over 100 beautiful and uniquely different quilts made by guild members were on display, along with several quilts made for distribution after the show to the Tampa Veteran's Hospital in time for Veteran's Day.

The show also consisted of a Boutique Room filled with hand crafted items for sale by the members and a Silent Auction with several quilted wall hangings to be bid upon. The beautiful opportunity quilt "Safe Haven" by Thimbleberries was won by a very happy quilter from Michigan. Several Vendors also participated in this event, offering everything one would need to handcraft a quilt.

A special feature of the show was the "President's Quilt" hand crafted by a very talented member, Shirley Kerstetter. From start to finish it took Shirley 10 years to complete this amazing quilt with a portrait done in needle point of every president from George Washington to Barack Obama. It has traveled across the country to several shows and exhibits and now Shirley would like to give it a permanent home in the Smithsonian if they will accept it.

The Hernando Quilters' Guild would like to thank everyone who supported this event and hope to continue for many more years to come in their mission to promote the love of quilts, encourage and preserve the art of quilt making and contribute friendship, knowledge and encouragement to others.



Show Entrance



Silent Auction



Boutique Room



From left to right: Veteran doll "Lucy" with patriotic quilts, Shirley Kerstetter President's Quilt and the two chairpersons of the show standing with their quilts, Guild President, Karen Pilon and Vice President, Nancy Jenkins.

Guild Activities - Continued

QUILT SHOW VIEWERS CHOICE WINNER



The "Viewers Choice" award from our Quilt Show was presented to Shirley Kerstetter at our November meeting for her Amish Quilt. The detail was amazing on this quilt. Congratulations Shirley.

OPPORTUNITY QUILT WINNER



The Thimbleberries "Safe Haven" opportunity quilt was won by Linda Shooks from Michigan. She is shown here accepting the quilt from our Guild President, Karen Pilon.

QUILT SHOW RAFFLE BASKET WINNERS

The below women were the proud winners of the raffle baskets and were presented their baskets at various locations by our President, Karen Pilon.



Sheila Vienin



Connie Tyres



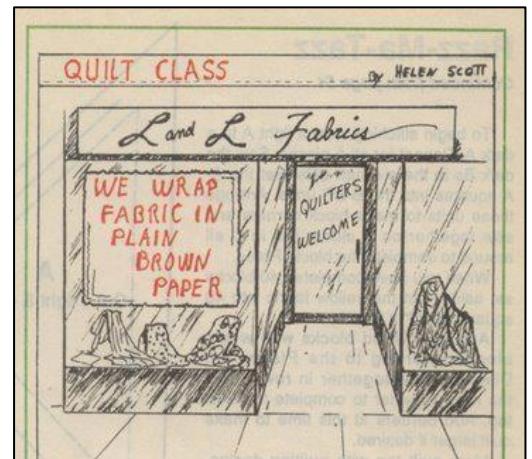
Janet Geller



Joan Jacob



The lucky winner of the cutting tools by Martelli Enterprises is pictured here with 2 of our Guild members, Betty Johnson and Eileen Vyvan.





Guild Annual Christmas Luncheon – December 12th

Our annual Christmas Luncheon was held on December 12th at Brooksville Country Club. Nancy Jenkins and her Christmas Elves did an outstanding job. A gift exchange, a visit from Santa and good food was enjoyed by all. The President passed out pins for the year to guild members for their respective volunteer activities.





Tips / Tricks

MACHINE QUILTING TIPS

SOME SIMPLE GUIDELINES FOR MACHINE QUILTING

For machine quilting remember use a new needle or at least change your needle often. An 80/12 or 90/14 universal needle would be a good choice to start. If your needle is too small your thread will shred or break. Do not use ball point needles for machine quilting. Universal needles pierce the fabric and ball point go between the weave causing stitches to look uneven. Machine quilting needles are available and would also be a good choice.

Good quality thread is very important. You don't want thread that will break and shred. It will only add to your frustration. For a beginner I suggest using regular 100% cotton thread. Many quilters recommend clear monofilament thread because it is hard to see after quilting and your mistakes are less visible. It is also hard to see to thread the needle and take out misplaced stitches. If I am using monofilament thread I prefer Sulky Polyester Invisible Thread. I know a lot of quilters use nylon monofilament thread but I find the polyester is softer. The little knots and ends are less "pokey". Nylon thread would not be recommended for a baby quilt or an elderly person. For the bobbin use 100% cotton thread even if you are using monofilament in the needle.

For batting 100% cotton or a cotton blend batting is recommend for beginners. I do like the loft or puffiness of a low-loft polyester batting and do use it regularly. High loft polyester batting is not a good choice for machine quilting. Because of polyester batting is puffier, you will find it is slightly more difficult to quilt the polyester batting as evenly as cotton batting. An advantage to cotton batting is it clings to the fabric and you may have less puckering.

HOW TO KEEP THE LAYERS FROM PUCKERING

Place your basted quilt "sandwich" under the pressure foot. When using the darning or free-motion foot, be sure to have the presser foot in the down position. If it is up, the tension is loose and you will have knots and loops under your quilt. Bring bobbin thread to the top. Hold both top and bobbin threads, begin by stitching very small stitches for 1/8" to lock the threads.

Source: Quilting Board

Machine Quilting Tips continued.....

Place your gloved hands on either side of the needle. Your fingers are forming a hoop area of about a six inch circle. Don't stretch the quilt but keep the area you are working flat and taut as you are quilting. I find my fingers and thumb resting on the quilt more than the palms of my hands. Relax your shoulders. Once you have stitched a few inches you can clip your threads. After stitching a few minutes check your tension and make any adjustments necessary. When free-motion quilting, you must stop the machine before lifting and replacing your hands. If you replace your hands while the machine is running your stitches won't be smooth. To end stitching, stitch very small stitches for 1/8" to secure and clip threads. Remove basting pins as necessary.

Now start stitching on your marked line, moving your quilt sandwich at a medium speed and running your machine at a medium speed. I find that if I sew fast I cannot move my hands fast enough and the stitches are very small. If I sew too slowly my stitches are very large. You will need to practice so you can learn to synchronize the speed of your hands with the speed of your machine. Usually running the machine at a medium speed is a good place to start. You will soon see how fast you need to move your hands in order to have your stitches the size you like.

Move your quilt from side to side and from front to back following your marked lines. You don't want to turn your quilt. You won't NEED to turn your quilt. As you practice you will see how easy it is to move the quilt in all directions.

If you are quilting a marked design, stop at the end of a curve or loop. If you stop in the middle of a curve or loop, it will be harder to start keeping the stitches even in size and you don't want to make an accidental zigzag in your smooth line.

WASHING FABRIC

Washing fabric before using will insure that you will know which ones are bleeders and can treat them accordingly saving you a lot inconvenience when laundering later.

When washing long runs of fabric, if you will accordion fold fabric into 1/2 or 3/4 yd. length, then safety pin the selvage edges every 5-6 inches then wash it. Take hold of the selvage pinned edge and snap the fabric to straighten, then put in dryer. When it comes from dryer, give it another shake. It dries almost as smooth as when it came from the store. Just clipping off each corner at the selvedge keeps the raveling to a minimum and for those of us who do not wash everything, it is an easy way to know if the fabric has been washed or not.

Advertising

• Long Arm Quilting Service • Machine Embroidery Supplies

Nana's Quilt Shop




• Fabrics • Notions • Classes • Kits

Owners
Coleen Poole
Mary Russell

Monday - Friday 10-5
Saturday 10-4
nanasquiltshop.com

18851 Cortez Blvd.
Brooksville, FL 34601
352-796-0011



Pat Wilkinson
pipsqea@gte.net
www.quilttilyouwilt.net
727-862-6141

9609 Fulton Ave
Hudson, FL 34667

Custom Machine Quilting
Professional Embroidery

Tues-Fri 10am-5pm
Sat 10am-3pm
Tues, Thur and Fri
7pm-9pm



BERNINA
SEWING CENTER

Authorized **BERNINA** Dealer

In-Store Factory Trained Technician
Service and Repairs on most Makes and Models
Classes - Notions - Threads - Books
Fabrics and much more...

www.berninapfaff.com Email: berninatpa@aol.com

Hours: Mon - Thurs 10-6
Fri 10-5
Sat 9-4

5405 E Fowler Ave
Temple Terrace FL 33617
813-969-2458




Visit our website for our complete Educational Calendar
www.kmisinc.com

South Tampa Store
4237 West Kennedy Blvd.
Phone (813) 282-1526
Monday-Friday 10am-6pm
Saturday 9am-5pm

Carrollwood Store
14833 North Dale Mabry Hwy.
Phone (813) 908-3889
Monday-Friday 9am-5pm
Saturday 9am-5pm

BabyLock • Janome • Designer's Gallery
Floriani • Koala Cabinets

WE SERVICE ALL MAKES AND MODELS

14215 7th St.
Dade City, FL 33523
Mon - Sat 10-5
Thurs 10-8

Fabric • Books • Patterns
Notions • Classes • Gift Items

Owner: Donna Lillibridge Ph: 352-518-0003
Manager: Carol Bradshaw Fax: 352-518-0022
Website: quiltsonplumlane.net Email: plumlanedl@cs.com

Singer • Janome • Brother Sewing Center




- Free Estimates
- We Service All Makes & Models
- Home Service Available
- FREE Lessons

CHARLES GIACCHINO
CATHERINE GIACCHINO

Open Mon - Fri 10 - 5
Sat. 10 - 3

PLAZA OF THE OAKS
8866 S.R. 52 & LITTLE RD.
HUDSON
sjbsewing.com
727-868-3655



Store (813) 749-0888
Tess Pokorny (813) 846-6430
Terry Pokorny (813) 789-4327

A Fabric Crafting Store

16541 Pointe Village Dr. tess@scrapandsew.com
Lutz, FL 33558 www.scrapandsew.com



Crafty Threads

A Welcoming Place to Shop and Sew
12230 Race Track Rd. Tampa, FL 33626
813-855-3066 888-74-QUILT
www.CraftyThreads.com Barb Linares

Quilting Fabric ~ Cuddle Fabric ~ Wool ~ Books
Patterns ~ Notions ~ Gifts

Longarm Quilting & Custom Embroidery ~ T-Shirt Quilts
Day and Evening Classes & Clubs

Mon-Fri 10-6 * Tue 10-9 * Sat 10-3

Advertising

Suwannee Valley Quilt Shoppe
 517 N Main Street, Trenton, FL (352) 463-3842

- ◆ Fabric & Classes
- ◆ Books & Supplies
- ◆ Machine Quilting
- ◆ Cross Stitch

Open Mon—Sat 10 to 4
www.suwanneeshops.com

Florida's Most Unique Quilt Shop

- ◆ Stained Glass
- ◆ Antiques
- ◆ Framing
- ◆ Chocolatier



Visit our Suwannee Rose Café
 For lunch & pastries homemade daily

A-White Sew -Vac

Sewing Machines Classes Vacuum Cleaners
 Embroidery Machines Sit & Stitch Embroidery Software

REPAIRS ON ALL MODELS

Contractor's Inst. Plaza	Airport Plaza	Paddock Pk. Plaza	La Plaza Grande South
15413 US HWY 19	979 N. Suncoast Blvd.	3101 SW 34th Ave	980 Bichara Blvd.
Hudson, FL 34667	Crystal River, FL 34429	Ocala, FL 34474	The Villages, FL 32159
727-697-1892	352-563-5338	352-854-0022	352-753-0219

www.ocalasewing.com


Donald Bunn's Machine Quilting

Donald Bunn
 Owner/Operator

963 E. Wacker St.
 Hernando, FL 34442

(352) 533-3027

Dbunn4@Tampabay.rr.com



Tomorrow's Treasures Quilt Shop

Authorized BERNINA® Dealer
 Authorized HandiQuilter® Representative

www.crquilts.com



802 N. Suncoast Blvd. (Hwy. 19)
 Crystal River, FL 34429
 352-795-2600
tcrs@embarqmail.com

6122 SW Hwy. 200
 Ocala, FL 34476
 352-690-1915
ttocala@embarqmail.com



FABRIC WAREHOUSE
 @Husqvarna VIKING

Becky Garland - Owner
 Melody Robson - Manager
 Holly Robson - Marketing Manager
 Diana Cammarata - Software Specialist

Husqvarna VIKING FABRIC WAREHOUSE
 Husqvarna Viking Authorized Dealer

3030 North Florida Avenue 33805
 Phone: (863) 680-1325
 (Corner of Griffin Rd. and North Florida Ave.)

Lakeland, Florida
 Monday - Saturday 10am-5:30pm

Over 4,000 Bolts Of Fabric

"A Truly Unique Shopping Experience"

Website: www.fabric-warehouse.net
 Email: fwarehouse@tampabay.rr.com
 Facebook: Fabric Warehouse
 Etsy: Fabwarehouse
 Twitter: FabricWFanatics

SEW & SAVE

SALES & SERVICE
JUKI & NECCHI DEALER

TOWN SQUARE MALL
 3021 US 19 UNIT 270
 SPRING HILL, FL. 34606

352-684-5445
WWW.SEWSAVE.NET

RANDY KASBERG
SEWSAVE@ATT.NET



Rainbow's End QUILT SHOPPE

941 Broadway Street
 Dunedin, Florida 34698
 Phone: (727) 733-8572
 Fax: (727) 736-0235

Monday/Tuesday	10 am – 5 pm
Wednesday	10 am – 8 pm
Thursday/Friday/Saturday	10 am – 5 pm
Sunday	Closed

www.rainbowsendquiltshoppe.com

Happy Apple Quilts™
 The Little Shop with a BIG Heart

**Fabric, Patterns, Books
 Notions, Gifts
 and Sew Much More**

Guild Member Discount Everyday!

3335 Tampa Rd, Palm Harbor
 727-786-0030

www.HappyAppleQuilts.com

Mon, Wed, Thur, Fri 10 – 5; Tue 10 – 7; Sat 10 – 3