

Hernando Quilters' Guild Newsletter



November/December 2013

Website: www.hernandoquiltersguild.com

President's Message



Dear Guild Members,

It's hard for me to believe that back in May I made my journey back to Michigan and life in Florida went on without me! This was the first time in 12 years that I was wishing I lived in this sunny (and hot) state. I received many comments about Sharon Allard being a natural in taking on the Presidential role. I'm hoping she doesn't want the job full time! I really love my new role and hope we all can learn many new techniques in the coming months. I know Ava Rossler and Denise Jolliffe have some great classes coming up.

I've returned to Florida a month early to put the finishing touches on our Quilt Show. By the time you receive this newsletter, our Quilt Show will only be about a week away. I hope you have turned in your quilts to be displayed! What a great way to show our visitors our beautiful quilts. Have you made something for our Boutique Table? Have you made something for our Silent Auction? Did you volunteer to take part in your quilt show? All these things are ways we can have a successful show. It takes all of us!

Having our veterans attend for free is a great way to include the men and women who have and are, protecting us day in and day out. I'm very anxious to see how many will attend our show. Will we have 300 guests, or over 1,000? That question will soon be answered!

Right after our quilt show, the hustle and bustle of the holidays will be upon us. You should be looking forward to what Nancy has in store for us at our Christmas luncheon (there's only two of us who know what it is).

After working on so many things for our show, I'm sure you're now ready to sew up your last few Christmas gifts for family and friends.

So, my sewing friends.....until next year.

Have a safe and happy holiday!

Karen Pilon & Sharon Allard

Officers/Committee Chairs

2013/2014

President	Karen Pilon/Sharon Allard
1 st Vice Pres	Nancy Jenkins
2 nd Vice Pres	Ava Rossler/Denise Jolliffe
Secretary	Sue Britton
Treasurer	Kathleen East
Quilt Shop Advertising Shows/Travel	Betty Schielein
Block/Month	Betty Schielein
Veteran's Quilts	Marilyn Ryder
Alum Tabs	Betty Johnson
Neonatal	Ruth Redeker
Cancer Quilts	Bonnie Giustozzi
Quilt Show	Ellie Fries
	Nancy Jenkins/ Karen Pilon
Fat Quarter Drawing	Linda Hrab
Fat Qtr Sales	Betsy Goker
50/50	Esther Feil
Mystery Prize	Lucy VanLiew
Membership	Alma Martin
Newsletter/Advertising	Barb Theriault
Phone Tree	Barb Theriault
Sunshine	Shirley Kerstetter

2013 Fat Quarter Schedule

January	Red/White/Hearts
February	Greens
March	Small Flowers
April	Your Favorite Colors
May	Purples
June	Red/White/Blue
July	Large Flowers
August	Kids Prints
September	Plaids
October	Leaf Prints
November	Christmas Theme
December	No Exchange

Happy Birthday

November

Pauline Galloway	1
Lucy Van Liew	7
Esther Shores	16
Betty Johnson	18
Bonnie DeFranco	18
Charlene Brodeur	20
Barb Theriault	20
Paula Lawery	25
Beverly Abenante	26
Larry Ceresko	28

**December**

Karen Pilon	8
Barbara Adams	12
Louise Cernak	14
Ellie Fries	15
Bette Thomas	23
Elizabeth Clark	26
Elizabeth Goker	28
Doris Speidel	29

Raffle Block of the Month Schedule 2013

Preview	Distribute Kits	Raffle	Presented By	Pattern
Aug	Sept	Oct	Shirley Kerstetter	7 Sisters
Sept	Oct	Nov	Meg Smith	Indian Hatchet
Oct	Nov	Jan/2014	Ellen Green	Sunbonnet Sue
Nov	Jan	Feb	Marilyn Bacon	Susannah
Jan	Feb	March	Meg Smith	Corn and Beans

* See Marilyn Ryder to sign up

FIELD TRIPS

Betty has planned the following trips for **January/February, 2014**. Please come and join in the fun.

Friday, January 17th

Trip to Quilter's Quarters, Zephyrhills and Quilts on Plum Lane, Dade City. Meet at Publix, Barclay & Spring Hill Dr. at 9:30 am. Park out from Beef-O-Brady's.

Friday, February 21st

Trip to A. White and Tomorrow's Treasurers, Crystal River. Meet at Winn-Dixie Plaza corner of Rts. 19 & 50 at 9:30am. Park facing Rt. 19 on Hardees side of lot.

There will be no trip planned for November due to our Quilt Show and Thanksgiving. There will also be no trip planned for December due to our Christmas Party and the holidays.

If you have any questions, call Betty Schielein at 352/684-5245.

Let **Shirley Kerstetter**, our **SUNSHINE LADY**, 352-686-9057, know about the needs or illnesses of our members.

Meeting Type	Day	Date	Place	Time
Quilt Show	Fri/Sat	Nov 1 & 2, 2013	Route 41 N Quarry Golf/Mining Assoc. Enrich Ctr.	9:00 to 4:00
Board Meeting	Wed	11/20/13	Enrichment Center	9:30
Guild Meeting	3 rd Thurs	11/21/13	Holy Cross Lutheran	9:30
Christmas Luncheon	Thurs	12/12/13	Brooksville Ctry Club	11:30
Board Meeting	Wed	1/15/14	Enrichment Center	9:30
Guild Meeting	Thurs	1/23/14	Holy Cross Lutheran	9:30
Board Meeting	Wed	2/19/14	Enrichment Center	9:30
Guild Meeting	Thurs	2/27/14	Holy Cross Challenge Due	9:30

NEWSLETTER: Call or send any information, suggestions, correspondence, tips, or sayings dealing with quilting to **Barbara Theriault, 8181 Weatherford Ave., Brooksville, FL 34613**; e-mail: btheriault1@tampabay.rr.com; or call 352-597-8816. Next deadline is **December 16, 2013**. **Do not forward messages NOT dealing with sewing, crafts, or quilting to this e-mail address.**

GUILD NEWS AND NOTES

- ❖ **2013 QUILT SHOW** – Plans for the Quilt Show to be held on **November 1st and 2nd, 2013** are moving right along. It will be a two day show at the Mining Association Enrichment Center (the Old Quarry Golf Course) off Route 41. Handouts/Flyers were prepared by Barb Theriault and have been distributed to Quilt Shops and Guilds as well as being posted in various areas throughout the nearby counties. A nice ad also ran in the Sept/Oct issue of the Country Register. Information on the quilt show is presently on our website.
- ❖ **QUILT SHOW ENTRY FORMS** – The Quilt Show Entry Forms, along with your quilts for the show were turned in at the September meeting. Some will be turning in at the October meeting which is the last chance you have for turning in your quilts and forms unless you have made other arrangements.
- ❖ **2013 QUILT SHOW OPPORTUNITY QUILT** - Tickets will be available at the door at the quilt show. Some tickets were sold in advance at the Expo in Lakeland in March, at Nana's Quilt Shop in April and also Scrap & Sew in early May. Betty Johnson will be selling some at the West Pasco Quilt Meeting, The FSS Meeting and also the Computer Club. Thank you to all the volunteers who sold tickets at the various venues.
- ❖ **THINGS YOU SHOULD KNOW IN PREPARATION FOR THE QUILT SHOW**
 - ✓ If you have signed up to work the show, be sure you get in touch with your committee head for the area you have signed up to work and get your schedule.
 - ✓ Silent Auction Items: go to Betty Johnson.
 - ✓ Boutique Table items: go to Ellie Fries or Joyce Elliffe.
 - ✓ Raffle Baskets – bring in new items, or very gently used items you might have received that you don't use, i.e. rulers, cutters, patterns, books, etc. to donate to the raffle basket. These also go to Ellie and Joyce.
 - ✓ Quilts For Show - Last chance to turn in your quilts is at the October meeting unless you have made other arrangements.
- ❖ **CHRISTMAS LUNCHEON 2013** - Our Christmas Luncheon will be held on December 12th at the Brooksville Country Club again this year. We will not be having a Penny Auction this year due to our concentration on donated items for the Quilt Show. We will have a \$10.00 Gift Exchange. Our menu this year will be a choice of: Roast Turkey w/gravy, Tilapia, or Roast Pork. Tickets will be available soon.
- ❖ **BULLETIN BOARDS** – Bulletin Boards are on display at our monthly meetings to share classes, Thank you letters, new ideas, etc. Please make a point of viewing them at each meeting. You will be sure to find something of interest to you.
- ❖ **QUILTING TECHNIQUES/ CLASSES** – Classes and Special Groups are still being held at the Brooksville Enrichment Center. You must join the Brooksville Enrichment Center for a yearly fee of \$15.00 allowing you access to our classes as well as anything else offered by the Enrichment Center. Our classes are taught by members and outside teachers. Nancy Jenkins will start the new year out with a Block of the Month class. There will be Quilting Arts with Ellie Fries and various sew-a-thons for charity throughout the year. See class schedule page for details.
- ❖ **HAND WORK – Red Work or Applique** – Just a reminder that the hand work group will continue to meet directly following the Guild meetings. The hand stitching time is open to anyone who wishes to join us. **No sewing machines allowed. Bring bag lunch and let's have fun.**



“Laying out a quilt top over the mess doesn't count as spring cleaning.”



Calendar of Classes/Meetings



October 24th – Thursday 9:30am General Guild Meeting at Holy Cross Lutheran Church. **A Trunk Show by “Sewphisti-Cat Designs”** They specialize in beautiful handbags and totes which are multi-function masterpieces! Patterns will be available for sign up for the November 19th Purse Class.

November 1st and 2nd – QUILT SHOW, QUILT SHOW, QUILT SHOW!

November 12th – Tuesday 10:00am – 3:00pm – Quilting Arts Group w/Ellie Fries- Brooksville Enrichment Center, Bring lunch, or you can purchase a lunch in the café' at a discount.

November 19th – Tuesday 10:00am – 3:00pm – Sewphisti-Cat Purse Class Brooksville Enrichment Center, Bring lunch, or you can purchase a lunch in the café' at a discount.. More info and sign up sheet to follow.

November 21st – Thursday 9:30am General Guild Meeting at Holy Cross Lutheran Church. 3rd Thursday due to Thanksgiving on 4th Thursday. **Karen Pilon will do a new Binding Tool Demo.**

December 12th – Thursday - Guild Christmas Party Brooksville Country Club 11:30am. More info to follow – Gift Exchange “Quilt Related Items” \$10.00 limit if possible. Choice of Roast Turkey w/Gravy, Tilapia, or Roast Pork. Tickets will be available soon.

January 14th– Tuesday 10:00am – 3:00pm – Quilting Arts Group w/Ellie Fries- Brooksville Enrichment Center, Bring lunch, or you can purchase a lunch in the café' at a discount.

January 21st – Tuesday 10:00am – 3:00pm – Block of the Month Class with Nancy Jenkins. – Brooksville Enrichment Center, bring lunch, or purchase a lunch in the café' at a discount.

January 23rd– Thursday 9:30am General Guild Meeting at Holy Cross Lutheran Church. **Famore Cutlery – Brooksville, FL - Scissor Sharpening – and Q/A on care of your scissors, etc.**

January 28th – Tuesday 10:00am – 3:00pm – Silk Ribbon Embroidery with Beverly Abenante. – Brooksville Enrichment Center, bring lunch, or purchase a lunch in the café' at a discount. Sign up sheets will be available soon.

February 11th – Tuesday 10:00am – 3:00pm – Quilting Arts Group w/Ellie Fries- Brooksville Enrichment Center, Bring lunch, or you can purchase a lunch in the café' at a discount.

February 18th – Tuesday 10:00am – 3:00pm – Block of the Month Class with Nancy Jenkins. – Brooksville Enrichment Center, bring lunch, or purchase a lunch in the café' at a discount.

February 25th – Tuesday 10:00am – 3:00pm – Easy Peazy Class with Margaret Travis -Brooksville Enrichment Center, Bring lunch, or you can purchase a lunch in the café' at a discount. More info and sign up sheet to follow. You can make two items: **STOW-IT**, which is a bedside caddy or over arm chair, or **HANG-IT**, which is a padded hanger cover.

February 27th – Thursday 9:30am General Guild Meeting at Holy Cross Lutheran Church. **Guild Challenge is due.**

March 11th – Tuesday 10:00am – 3:00pm – Quilting Arts Group w/Ellie Fries- Brooksville Enrichment Center, Bring lunch, or you can purchase a lunch in the café' at a discount.

March 18th – Tuesday 10:00am – 3:00pm – Block of the Month Class with Nancy Jenkins. – Brooksville Enrichment Center, bring lunch, or purchase a lunch in the café' at a discount.

March 25th – Tuesday 10:00am – 3:00pm – Melted Crayon Class w/Katie Ringo. – Brooksville Enrichment Center, bring lunch, or purchase a lunch in the café' at a discount. Sign up sheets will be available soon. This is a beginners class in which you will learn how to do a design on fabric with melting your crayons.

March 27th – Thursday 9:30am General Guild Meeting at Holy Cross Lutheran Church. **Pot Luck Lunch is scheduled.**



QUILT SHOWS/RETREATS



November 1st & 2nd, 2013 – Brooksville, Florida

Hernando Quilters' Guild Presents: Threads For Freedom Quilt Show. Friday & Saturday, November 1 & 2, 2013 from 9:00am to 4:00pm at the Quarry Golf Course (Mining Association Enrichment Center) 800 John Gary Grubbs Blvd., Brooksville, Florida 34601 off Route 41/Broad Street in Brooksville (352-544-5900). Featuring: Over 100 Quilts, Vendors, Boutique Table, Raffle Baskets, Opportunity Quilt, Silent Auction, Free Parking. For more information contact: Karen Pilon at 352-556-4720 e-mail:

Tompilon@provide.net, or visit our website: **www.hernandoquiltersguild.com**

January 9-11, 2014 West Palm Beach - Mancuso Show Management Presents World Quilt Show

- Florida V - Show hours Thursday–Saturday 10:00am to 6:00pm. Palm Beach County Convention Center, 650 Okeechobee Blvd., West Palm Beach, Florida, featuring the 2013 World Quilt Competition XVII Tour. Also features an exciting Merchants Mall offering the best in fabrics, notions, machines, contemporary and antique quilts, textiles, quilting supplies, books, sewing related craft items, kits, clothing and much, much more. Admission to the Merchants Mall is \$12.00 including re-admission. Children under age of 16 are admitted free. **Parking:** There is a \$5 charge for parking at the Palm Beach County Convention Center (subject to change). Additional parking is available directly across the street in the parking garage at City Place which charges \$1/hour with first hour free and a maximum of \$5 (subject to change).

January 24th and 25th Fort Myers Florida - The Southwest Florida Quilters Guild proudly present their 9th Biennial Quilt show entitled "Florida's Flower Garden – A Show Case Of Quilts".

The show will be held at the Grace Community Center, located on Hancock Bridge Parkway near Orange Grove Blvd in North Fort Myers. It will feature over 200 quilts to be judged by NQA Certified Judge Karen Roberts. There will be boutique with items for sale, a live miniature quilt auction, demonstrations and a vendor's merchant mall. The public is invited to join the hundreds of quilters expected to attend the show Friday January 24 from 9:00 AM to 5:00 PM and Saturday January 25, 2014, from 9:00 AM to 4:00 PM. The cost is \$7.00 per day or \$10.00 for both days. For further information, Please visit the SWFQG website www.swfqg.com

February 14-15, 2014 QUILT SHOW IN BELLEVIEW - Belleview Busy Bees will be having their Quilt Show in Ocala, FL . More info: **KEstes6534@aol.com**

February 21st and 22nd, 2014 QUILT SHOW AND TEA IN BROOKSVILLE

High Point Quilt Club off Cortez Blvd. in Brooksville, Florida is having our first Quilt Show and Lady Dresden Tea on Friday and Saturday, Feb. 21st and 22nd. It will be held in the Community Center at 12249 Club House Road from 9AM to 4 PM on Friday and Saturday. Admission to the Quilt Show is \$4 and there will be a modest additional price for the tea. We will have over 100 quilts, (including memorial quilts and antique quilts), vendors, basket raffles, and Brenda Grampsas will be there to appraise quilts brought in by visitors. The Lady Dresden Tea will include tea sandwiches, rock cake, chocolate covered strawberries, fairy cake and a lovely cup of tea served by one of our quilt club members. For more information please email: **quiltshow14@google.com** or **vaschweig@bellsouth.net**.

Guild Activities/Programs/Show & Tell



Sweatshirt Jacket Class – By Barbara Hall

On Tuesday, September 24th Barbara Hall taught a Sweatshirt Makeover Class at the Brooksville Enrichment Center. We learned an interesting and creative way to make a jacket using "Borders Made Easy" strips and then cutting away some of the sweatshirt fabric. A great technique with so many possibilities. Thanks to Barbara Hall for teaching us this great technique.



At our September Guild Meeting on the 26th, Betty Clark and Esther Feil are showing off some of their results from the Jacket class. They both added some of their own special touches which made them unique to the wearer. Great job ladies.



Louise Cernak is showing a hand embroidered angel she just completed. Beautiful Louise.



Rowena Cox made this beautiful Amish Dahlia quilt. We hope it's going in the show Rowena!



Kathy Bixby is showing her beautiful hand appliqued quilt . Beautiful workmanship.

Show & Tell ... continued




Karen Pilon is showing just a few of the things she has made for the Quilt Show. She's been a busy beaver!



Emily Hamilton made these festive placemats for the boutique table. Great job Emily.



Denise Jolliffe is donating this beautiful piece she made for our Silent Auction.



Barb Theriault is donating this Winter Song wall hanging she made for our Silent Auction.



Donna Bleier made this "Believe In Santa" piece from Art To Heart fabric. Nice.



Meg Smith made this really cute snowmen family applique pattern. Love It!



Muriel Johnson used the reverse applique technique on these dragon flies. Great job!



Nancy Jenkins made this beautiful fall color king size quilt. Version of the twister pattern. Wow!



Ava Rossler just finished this Buggy Barn pattern of whimsical horses. A great pattern for her since she spends a great deal of time with the real ones.



Liesbeth Dekoning made this cute little wall hanging for the boutique table along with some other projects. Thanks Liesbeth.



QUILTING HISTORY



History of Quilting – By Julie Johnson Emporia State University – Center For Great Plains Studies

Random House Dictionary defines a quilt as "a coverlet for a bed, made of two layers of fabric with some soft substance, as wool or down, between them and stitched in patterns or tufted through all thicknesses in order to prevent the filling from shifting."

The word quilt comes from the Latin *culcita* meaning a stuffed sack, but it came into the English language from the French word *cuilte*.

The origins of quilting remain unknown, but historians do know that quilting, piecing, and applique were used for clothing and furnishings in diverse parts of the world in early times. The earliest known quilted garment is on the carved ivory figure of a Pharaoh of the Egyptian First Dynasty about 3400 B.C. In 1924 archaeologists discovered a quilted floor covering in Mongolia. They estimated that it dates from somewhere between the first century B.C. to the second century A.D. There are also numerous references to quilts in literature and also inventories of estates.

Crusaders brought quilting to Europe from the Middle East in the late 11th century. Quilted garments were popular in the Middle Ages. Knights wore them under their armor for comfort. They also used quilted garments to protect the metal armor from the elements (rain, snow, sun).

ca. 1360-1400 (made)

The earliest known surviving bed quilt is one from Sicily from the end of the fourteenth century. It is made of linen and padded with wool. The blocks across the center are scenes from the legend of Tristan. The quilt is 122" by 106" and is in the Victoria and Albert Museum in London.



The legend of Tristan and Isolde was a favored narrative in the Middle Ages and appears in many forms in literature and the decorative arts. The story represented here on a quilted linen coverlet in 14 scenes, is that of the oppression of Cornwall by King Languis of Ireland and his champion the Morold, and the battle of Sir Tristan with the latter on behalf of his uncle King Mark. Although in subtle shades, the large scale designs are very clear and the quilt must have looked particularly impressive by candlelight, with lively scenes of battles, ships and castles.

When settlers arrived in the new world, they of course brought with them much of the cultural heritage from Europe. Although it is not known if they brought quilts with them, it is assumed that they brought the art of quilting with them. The first reference to quilts in America is at the end of the seventeenth century in the listing of a household inventory of a Salem, Massachusetts sea captain. None of the early colonial quilts survived. This makes sense when you consider that for the most part in the early colonial days, quilts were made from fabric that was salvaged from its previous use. The earliest surviving American pieced quilt is the Saltonstall quilt from 1704. Historians were able to date the Saltonstall quilt in an unusual way. At one time a common technique for quilting was to cut the quilt pieces out of paper and piece them together before starting in on the fabric. This was done in the Saltonstall quilt and the paper pieced quilt was used as an inner lining for the quilt. As the outer fabric wore out, the date on a newspaper came into view, thus giving historians an accurate idea of when the quilt was done.

In the nineteenth century quilt-making flourished especially in the period between 1825 and 1875. As the original colonists had brought quilting from the old world, the settlers who began moving west in the nineteenth century brought quilting with them. Eventually quilting came to the Great Plains. Quilting was a craft that adapted well to the Great Plains and quilts became an important asset to settlers on the plains. Not only could they be used on beds, they were also useful as covers for doors and windows and as floor mats for the children to play on. In many cases they were also used as currency to pay bills. Although some women continued to use remnants from clothes to piece their quilts, most learned to take advantage of the wide variety of colorful calicos to create works of art.

The wide open spaces and relative isolation of the Great Plains also made the idea of the "quilting bee" attractive. At a quilting bee women from the area would bring quilt tops that were already pieced and work together to quilt the top. The quilting bee afforded plains women a chance to socialize. Often a quilting bee would be a full day affair with lunch served to the women who came to help and dinner for all the families. Sometimes there would be a dance in the evening. One of the happier functions of the quilting bee was to help provide young women with quilts for their hope chests.

Because quilts provide protection from the elements, quilt-making is an art or skill that has never ceased to exist. As a work of art, they are easy to move around and many people can find satisfaction in the use of different colors and different fabrics. The usefulness of quilts has also contributed to their continued existence. Their advantages include increased warmth, greater strength, and the recycling of existing materials.



Tips / Tricks / Recipes

QUILT INSPIRATION

Ideas to Use as a Theme for Your Next Quilt

Sometimes quilters have a difficult time imagining a new quilt because they think they aren't very creative. All quilters are creative. Just the fact you are making quilts makes you creative. Even if you simply choose new colors and fabrics and "plug" them into a pattern, you are still using your creative abilities. Below are some ideas for a springboard to encourage your creative muse.

WORD QUILTS

Choose a quotation. Make your quilt an expression of that quote. Include the quote in the quilt or not -- whatever you wish.

Make a quilt based on the title of a song, a phrase in a song, or an expression of the song. Include the title of the song or wording in the quilt if you wish.

Quilt a poem or nursery rhyme -- don't include the verse in the quilt. Make your quilt representative of that poem or rhyme.

COLOR CHALLENGES

Sometimes we get in a habit of designing our quilts in the same color families. Here are some challenges to get you out of your "comfort zone" when working with color.

Take a large box of crayons -- with your eyes closed, choose a crayon. Make a quilt using that color with fabrics and designs that interpret that color's name.

Go to the paint store and choose a paint chip with a color that has an interesting name. Make a quilt depicting that color and color name.

Buy beautiful fabric that "speaks" to you. Sometimes there is a wonderful bolt of fabric that almost jumps off the shelf into your arms. Take several yards home and drape it over your design wall or off a shelf. When you go into the room you will see your new fabric and sometimes very quickly you will find that a wonderful creative idea has come to mind that is just right for that fabric.

QUILT INSPIRATION continued.....

MEMORY QUILTS

Make a quilt depicting an unusual life event such as a recent illness, surgery, or divorce. Many times working on a quilt or wall hanging will help in the healing process.

Make a quilt in memory of a loved one who has passed away. Use the loved one's clothing in the quilt or part of the quilt. It will help with the mourning and healing process of losing a loved one.

Make a quilt depicting a happy life event such as a graduation, marriage, or the birth of a new baby. Be sure to feature the date and important details on the quilt.

"One moment in time" quilt -- just choose something that happened for one moment and make a quilt to depict that experience. Use symbolism for pertinent details and be sure to feature the date.

The above list is simply a starting point. You may start with one of these ideas and take it off in another direction entirely. You will see that you are creative and you can easily come up with a unique idea.

Recipe Corner



DEATH BY CHOCOLATE

- 1 Chocolate Cake Mix (Baked according to directions)
- 3 Pkgs. Instant Chocolate Pudding prepared w/ 4-1/2 cups milk.
- 1 Large container Cool Whip
- 3 or more Nestles Crunch Bars (broken into small pieces)

Slice baked cake through middle and break into small pieces. Place half of the cake pieces in a large bowl, or pan. Spread half the prepared pudding over the cake, then half the chocolate bar pieces, then half the Cool Whip. Repeat layers. An additional candy bar may be used to decorate the top. Keep refrigerated.

Submitted by: Barbara Childress

Advertising

• Long Arm Quilting Service • Machine Embroidery Supplies

Nana's Quilt Shop




• Fabrics • Notions • Classes • Kits

Monday - Friday 10-5
Saturday 10-4

18851 Cortez Blvd.
Brooksville, FL 34601
352-796-0011

Owners
Coleen Poole
Mary Russell

nanasquiltshop.com



Pat Wilkinson
pipsqeak@gte.net
www.quilttilyouwilt.net
727-862-6141

9609 Fulton Ave
Hudson, FL 34667

Custom Machine Quilting
Professional Embroidery

Tues-Fri 10am-5pm
Sat 10am-3pm
Tues, Thur and Fri
7pm-9pm



BERNINA SEWING CENTER

Authorized **BERNINA** Dealer

In-Store Factory Trained Technician
Service and Repairs on most Makes and Models
Classes - Notions - Threads - Books
Fabrics and much more...

www.berninapfaff.com Email: berninatpa@aol.com

Hours: Mon - Thurs 10-6
Fri 10-5
Sat 9-4

5405 E Fowler Ave
Temple Terrace FL 33617
813-969-2458




Visit our website for our complete Educational Calendar
www.kmisinc.com

South Tampa Store
4237 West Kennedy Blvd.
Phone (813) 282-1526
Monday-Friday 10am-6pm
Saturday 9am-5pm

Carrollwood Store
14833 North Dale Mabry Hwy.
Phone (813) 908-3889
Monday-Friday 9am-5pm
Saturday 9am-5pm

BabyLock • Janome • Designer's Gallery
Floriani • Koala Cabinets

WE SERVICE ALL MAKES AND MODELS

14215 7th St.
Dade City, FL 33523
Mon - Sat 10-5
Thurs 10-8

Fabric • Books • Patterns
Notions • Classes • Gift Items

Owner: Donna Lillibridge
Manager: Carol Bradshaw
Website: quiltsonplumlane.com

Ph: 352-518-0003
Fax: 352-518-0022
Email: plumlanedl@cs.com

Singer • Janome • Brother Sewing Center




- Free Estimates
- We Service All Makes & Models
- Home Service Available
- FREE Lessons

CHARLES GIACCHINO
CATHERINE GIACCHINO

Open Mon - Fri 10 - 5
Sat. 10 - 3

PLAZA OF THE OAKS
8866 S.R. 52 & LITTLE RD.
HUDSON
sjbsewing.com
727-868-3655



Store (813) 749-0888
Tess Pokorny (813) 846-6430
Terry Pokorny (813) 789-4327

A Fabric Crafting Store

16541 Pointe Village Dr.
Lutz, FL 33558

tess@scrapandsew.com
www.scrapandsew.com



Crafty Threads

A Welcoming Place to Shop and Sew
12230 Race Track Rd. Tampa, FL 33626
813-855-3066 888-74-QUILT

www.CraftyThreads.com Barb Linares

Quilting Fabric ~ Cuddle Fabric ~ Wool ~ Books
Patterns ~ Notions ~ Gifts

Longarm Quilting & Custom Embroidery ~ T-Shirt Quilts
Day and Evening Classes & Clubs

Mon-Fri 10-6 * Tue 10-9 * Sat 10-3

Advertising

Suwannee Valley Quilt Shoppe
 517 N Main Street, Trenton, FL (352) 463-3842

- ◆ Fabric & Classes
- ◆ Stained Glass
- ◆ Books & Supplies
- ◆ Antiques
- ◆ Machine Quilting
- ◆ Framing
- ◆ Cross Stitch
- ◆ Chocolatier

Open Mon—Sat 10 to 4
www.suwanneeshops.com
 Florida's Most Unique Quilt Shop



Visit our Suwannee Rose Café
 For lunch & pastries homemade daily

A-White Sew -Vac

Sewing Machines Classes Vacuum Cleaners
 Embroidery Machines Sit & Stitch Embroidery Software

REPAIRS ON ALL MODELS

Contractor's Inst. Plaza	Airport Plaza	Paddock Pl. Plaza	La Plaza Grande South
15413 US HWY 19 Hudson, FL 34667	979 N. Suncoast Blvd. Crystal River, FL 34429	3101 SW 34th Ave Ocala, FL 34474	980 Bichara Blvd. The Villages, FL 32159
727-697-1892	34429 352-563-5338	352-854-0022	352-753-0219

www.ocalasewing.com


Donald Bunn's Machine Quilting

Donald Bunn
 Owner/Operator

963 E. Wacker St.
 Hernando, FL 34442

(352) 533-3027

Dbunn4@Tampabay.rr.com



**Tomorrow's Treasures
 Quilt Shop**

Authorized BERNINA® Dealer
 Authorized HandiQuilter® Representative
www.crquilts.com



802 N. Suncoast Blvd. (Hwy. 19)
 Crystal River, FL 34429
 352-795-2600
ttrs@embarqmail.com

6122 SW Hwy. 200
 Ocala, FL 34476
 352-690-1915
ttocala@embarqmail.com

Husqvarna Viking & White
 Authorized Dealer

Becky Garland
Dody Guntow
 Evelyn Craig/S. Manager
 Melody Robson/N. Manager
 Holly Robson

Website:
www.fabric-warehouse.net
 E-mail:
fwarehouse@tampabay.rr.com

FABRIC WAREHOUSE
 Husqvarna VIKING

3030 N. Florida Ave. 33805
 Phone: (863) 680-1325
 (Corner of Griffin Rd. & N. Florida Ave.)
 2929 S. Florida Ave. 33803
 (One Block South of Edgewood Drive)
 Phone: (863) 688-0606
 Lakeland, Florida
 Monday—Saturday 10 am - 5:30 pm

SEW & SAVE

SALES & SERVICE
JUKI & NECCHI DEALER

TOWN SQUARE MALL
3021 US 19 UNIT 270
SPRING HILL, FL. 34606

352-684-5445
WWW.SEWSAVE.NET



RANDY KASBERG
SEWSAVE@ATT.NET

**Rainbow's End
 QUILT SHOPPE**

941 Broadway Street
 Dunedin, Florida 34698
 Phone: (727) 733-8572
 Fax: (727) 736-0235

Monday/Tuesday	10 am – 5 pm
Wednesday	10 am – 8 pm
Thursday/Friday/Saturday	10 am – 5 pm
Sunday	Closed

www.rainbowsendquiltshoppe.com

Happy Apple Quilts™
 The Little Shop with a BIG Heart

**Fabric, Patterns, Books
 Notions, Gifts
 and Sew Much More**

Guild Member Discount Everyday!

3335 Tampa Rd, Palm Harbor
 727-786-0030
www.HappyAppleQuilts.com
Mon, Wed, Thur, Fri 10 – 5; Tue 10 – 7; Sat 10 – 3