



# Hernando Quilters' Guild Newsletter



September/October 2014

Website: [www.hernandoquiltersguild.com](http://www.hernandoquiltersguild.com)

## President's Message



Dear Guild Members,

I hope this President's letter does not bore you!! LOL For you that are text savvy, It will be information to hopefully get you started on a new avenue! I hope you have all been on at least one shop hop to know how much fun they are. This year is the **NEW "Row by Row Experience"** that covers most of our 50 great states. If you log onto your computer to "**row by row experience Facebook**" and click on it, there will be a list of all the states that are participating. Click on your state, and there will be a list of all the quilt shops that are participating.

The idea is that if you visit the quilt shop you will receive a free pattern. The shops also have fabric license plates with cute sewing sayings and kits to make their pattern for purchase. In Michigan there are 84 shops on the list with four of them being in the Upper Peninsula! I hate to admit it but, so far, I have purchased 32 kits (with all the fabric in them) with at least 4 more that I would like to get! I know you might think 32 kits are excessive, but then you don't know me. I am planning on making at least 3 quilts with these rows. Our daughter will receive one of them with a row in it from where her in-laws live and flowers. The son will receive the other with trees and fish which are to his liking.

The rest will be for my quilt. One of the rows came from a shop called "Seven Sisters" in Carson City, Michigan and it has seven Amish ladies in it. It is just the cutest!! Lighthouses, hot air balloons, Mackinaw Bridge, boats and different types of trees are just some of the rows.

I know there are a number of quilt shops in Florida that are participating. With not so many shops in a concentrated area, maybe you would get a carload of quilters together and "EXPERIENCE" this new kind of shop hop! With the number of snowbirds that we have in our guild, it would really be fun if you made a quilt with your state rows in it. Wouldn't that be neat to have these "Row by Row" quilts at our next quilt show (had to get something about getting ready for our show, he he!)?

This experience started for the months of July and August, to turn in a quilt by the end of September. If you are the first person to turn in a quilt at one of the shops participating, you win 26 fat quarters. If their row is in it, you will also win a special gift. I would love to see some of these quilts at show and tell when everyone returns from their state (one of mine included!).

Karen Pilon and Sharon Allard



Carson City, Michigan – Seven Amish Ladies



Marquette, Michigan – Mackinaw Bridge

### Officers/Committee Chairs 2013/2014

President	Karen Pilon/Sharon Allard
1 <sup>st</sup> Vice Pres	Nancy Jenkins
2 <sup>nd</sup> Vice Pres	Ava Rossler/Denise Jolliffe
Secretary	Sue Britton
Treasurer	Kathleen East
Quilt Shop Advertising Shows/Travel	Betty Schielein
Block/Month	Betty Schielein
Veteran's Quilts	Marilyn Ryder
Alum Tabs	Sheila Jones/Ruthanne McGooley
Soup Labels/Box Tops	Ruth Redeker
Yard Sale Table	Pauline Galloway
Quilt Show	Ellie Fries
Fat Quarter Drawing	Nancy Jenkins/Eileen Vyvyan
Fat Qtr Sales	Bonnie Giustozzi
50/50	Betsy Goker
Mystery Prize	Esther Feil
Membership	Lucy VanLiew
Newsletter/Advertising	Alma Martin
Communications	Barb Theriault
Sunshine	Barb Theriault
	Shirley Kerstetter

### 2014 Fat Quarter Schedule

January	Red/White/Hearts
February	Greens
March	Small Flowers
April	Your Favorite Colors
May	Purples
June	Red/White/Blue
July	Beige/Tan (Neutrals)
August	Stripes
September	Plaids
October	Leaf Prints
November	Christmas Theme
December	No Exchange

Let **Shirley Kerstetter**, our **SUNSHINE LADY**, 352-686-9057, know about the needs or illnesses of our members.

## Happy Birthday

### September

Carol Winney 5  
 Marilyn Bacon 11  
 Joyce Volpe 13  
 Kathy Bixby 13  
 Dianna Otte 15  
 Beverly Brown 16  
 Carol Thibert 21  
 Esther Feil 22  
 Linda Hrab 23  
 Sally Marra 26  
 Grace Fach 27



### October

Darla Matthews 1  
 Wendy Baranoski 2  
 Diana Whitaker 4  
 Pam Hunt 13  
 Susan Britton 14  
 Shirley Kerstetter 19  
 Emily Hamilton 24  
 Nina Ridgeway 24  
 Jo Trotter 28  
 Natalie Scott 30



## Raffle Block of the Month Schedule 2014/2015

Preview	Distribute Kits	Raffle	Presented By	Pattern
June	July	Aug	Barbara Adams	Persian Plum
July	Aug	Sept	Nancy Jenkins	Cat Block
Aug	Sept	Oct	Shirley Kerstetter	Farmer's Daughter
Sept	Oct	Nov	Nancy Jenkins	Pumpkins



\* See Marilyn Ryder to sign up

Meeting Type	Day	Date	Place	Time
Board Meeting	Wed	8/20/14	Enrichment Center	9:30
Guild Meeting	Thurs	8/28/14	Holy Cross Lutheran Church	9:30
Board Meeting	Wed	9/17/14	Enrichment Center	9:30
Guild Meeting	Thurs	9/25/14	Holy Cross Lutheran Church	9:30
Board Meeting	Wed	10/15/15	Enrichment Center	9:30
Guild Meeting	Thurs	10/23/14	Holy Cross Lutheran Church	9:30
Board Meeting	Wed	11/19/14	Enrichment Center	9:30
Guild Meeting	Thurs	11/20/14	Holy Cross Lutheran Church	9:30

## FIELD TRIPS

Betty has planned the following trips for the remainder of 2014. Please come and join in the fun.

### Friday, September 19th

Happy Apple in Palm Harbor; Crafty Threads in Tampa and Scrap & Sew in Lutz. Meet at Publix, Spring Hill Dr. & Barclay at 9:30 am. (park out from Beef O' Brady's facing Spring Hill Dr.).

### Friday, October 17th

Suwannee Valley Quilt Shoppe, Trenton. Meet at Winn Dixie corner of Rts. 19 & 50 at 9:30am. Park facing 19 on Hardees side of lot.

### Friday, November 14th

White Sewing Center, New Port Richey, Quilt Til' You Wilt, Hudson, Bayside Stitches Quilt Shop, Spring Hill. Meet at Joann's on Rt. 19 at 9:30am.

If you have any questions, call Betty Schielein at 352/684-5245.

• Long Arm Quilting Service • Machine Embroidery Supplies

# Nana's Quilt Shop



• Fabrics • Notions

Owners  
 Coleen Poole  
 Mary Russell

Monday - Friday 10-5  
 Saturday 10-4  
[nanasquiltshop.com](http://nanasquiltshop.com)

• Classes • Kits

18851 Cortez Blvd.  
 Brooksville, FL 34601  
 352-796-0011

**NEWSLETTER:** Call or send any information, suggestions, correspondence, tips, or sayings dealing with quilting to **Barbara Theriault, 8181 Weatherford Ave., Brooksville, FL 34613**; e-mail: [btheriault1@tampabay.rr.com](mailto:btheriault1@tampabay.rr.com); or call 352-597-8816. Next deadline is **October 5, 2014**.

## Quote of the Month

*"Remember, the expert at anything was once a beginner".*

## GUILD NEWS AND NOTES

- ❖ **BULLETIN BOARDS** – Bulletin Boards are on display at our monthly meetings to share classes, Thank you letters, new ideas, Treasurers Report, etc. Please make a point of viewing them at each meeting. You will be sure to find something of interest to you.
- ❖ **MEMBER MINI TRUNK SHOWS**– The first of our volunteer member trunk shows went over very well and everyone seemed to enjoy this new feature at meetings. Please see either Ava Rossler or Denise Jolliffe if you would like to volunteer for a particular month and they will put you on the schedule for a month of your choice.
- ❖ **BASIC/REFRESHER COURSES BEGAN IN MAY**– There are 6 sessions that will be held each month from May through October at the Mining Assoc. Enrichment Center (Quarry Golf Course on Rt. 41) on the 4<sup>th</sup> Tuesday of the month. Each session will be taught by Joyce Griffith, an excellent teacher and quilter. The categories are: Session 1 – Preparing To Quilt, Session 2 – Exploring Patchwork and Piecing, Session 3 – Learning About Applique, Session 4 – Assembling Your Quilt, Session 5 – Assembling Your Quilt and Finishing Up, Session 6 – Continued – Assembling Your Quilt and Finishing Up.
  - a. **BASIC & REFRESHER COURSES BOOKLET AVAILABLE** – For those people taking any, or all of the Basic & Refresher courses by Joyce Griffith, there will be a 60 page Course Booklet that you can purchase from Joyce for a fee of \$5.00 which will help defer printing costs for Joyce and the Guild. If you are not taking any of these courses, you will not be able to purchase a booklet. This will save in printing costs which is why they will only be available for persons taking one, or all of the courses.
- ❖ **BLOCK OF THE MONTH**– Marilyn Ryder will be looking for volunteers to submit a block of the month pattern to be shared, even your own design if you so choose. You can see Marilyn at our monthly meetings, or call her (352-799-1995), or her cell: 352-263-0835 if you would like to volunteer a particular block and she will assign you a month. She has already filled the slots through the November raffle. Anyone interested in doing one after that will be welcome.
- ❖ **2014 CHRISTMAS LUNCHEON**– The Christmas Luncheon will be held on December 4<sup>th</sup>, 2014 at Silverthorn Country Club on Barclay Road. The cost of the luncheon will be \$25.00 per person this year. Nancy Jenkins has asked that everyone please submit donations for the Penny Auction for the Christmas Party. We are really in need of more donations to make this a successful Penny Auction. Your donation does not have to be quilt related, although a quilt related item is usually more popular with quilters. We can never have enough quilt supplies to add to our sewing rooms. More info and menu options will follow.
- ❖ **2015 JANUARY MEETING - SULKY LISTEN & LEARN GUILD LECTURE** – There will be a 1-1/2 hour lecture by Sulky on “Thread Jazz for Quilting and Embellishing, plus Needle and Thread Know How” on January 22<sup>nd</sup> at our regular guild meeting. The day before on January 21<sup>st</sup>, there will be a Sulky class. Sign up sheets, kit information/cost, subject matter, class location, will all be announced shortly.
- ❖ **2015 LAKEWOOD RETREAT – MARCH 9<sup>th</sup> – 12<sup>th</sup>**– There will be another retreat at Lakewood Retreat Center March 9<sup>th</sup> to 12<sup>th</sup>. The Chairpersons of the 2015 Retreat will be Kathy Bixby, Monica Heady, Diane Otte and Jamie Crowe. A sign up sheet was available at the May meeting and will be available again for those who have not signed up yet. More info to follow.
- ❖ **2015 QUILT SHOW**– Our next Quilt Show will be held on **November 6<sup>th</sup> and 7<sup>th</sup>, 2015** at St. Anthony's Parish Heffernan Banquet Hall, 20428 Cortez Blvd., Brooksville, Florida 34601. The committee heads are already in place and will be needing volunteers under some of the categories. Sign-up sheets are available for volunteers. Over the summer you can start making items for the Boutique table. It's never too early to start. Also, start planning your small wall hanging for the silent auction. The theme of our 2015 Quilt Show will be “**COLOR EXPLOSION.**” More info to follow as we get closer. Flyer design, Quilt ticket design is in the works by Barb Theriault. A sneak peek will be available in the next few months.
- ❖ **2015 QUILT SHOW COMMITTEE HEADS IN PLACE** – The **CO-Chairs for the 2015 Show** will be Nancy Jenkins and Eileen Vyvyan (w/assistant advisor–Karen Pilon). The Committee Heads are as follows: **Advertising/Tickets**–Barb Theriault; **Admission/White Glove**–Barbara Adams/Diana Whitaker; **Silent Auction**–Gae Nocella/Susan Kirk; **Food**–Pat McCleary/Beverly Brown; **Boutique**–Ellie Fries; **Vendors**–Meg Smith/Joan Wildman; **Quilt Display/Set-up Logistics**–Joyce Griffith/Ava Rossler; **Opportunity Quilt**–Monica Heady/Shirley Kerstetter; **Traveling Quilt Ticket Sales**– Deb McCabe/Louise Cernak
- ❖ **HAND WORK – Red Work or Applique** – Just a reminder that the hand work group will continue to meet directly following the Guild meetings as well. The hand stitching time is open to anyone who wishes to join us. **Bring bag lunch and let's have fun.**





## Calendar of Classes/Meetings



**August 26<sup>th</sup> – Tuesday 10:00am – 3:00pm – Large Tote Bag Class - Taught by Kathleen East.** Bay front Health Brooksville Enrichment Center, Bring lunch, or you can purchase a lunch in the café' at a discount.

**August 28<sup>th</sup> – Thursday 9:30am General Guild Meeting** at Holy Cross Lutheran Church. **Trunk Show by "Scrap & Sew" Quilt Shop is scheduled for the August meeting. She will have fabric, kits, notions also for sale and will do a ½ hour to 45 minute Trunk Show.**

**September 9<sup>th</sup> – Tuesday 10:00am – 3:00pm – Quilting Arts Group** - Bay front Health Brooksville Enrichment Center, Bring lunch, or you can purchase a lunch in the café' at a discount.

**September 16<sup>th</sup> – Tuesday 10:00am – 3:00pm Veteran's – Quilt-A-Thon** - Bay front Health Brooksville Enrichment Center, Bring lunch, or you can purchase a lunch in the café' at a discount.

**September 23<sup>rd</sup> – Tuesday 10:00am – 3:00pm – Basic and Refresher Quilting Class – Session 5 – Assembling Your Quilt and Finishing Up**

1. Stabilize the quilt, 2. Discuss and practice some quilting methods, 3. Embellishment choices, 4. Help with problems you may have encountered working at home. Session to be held at Bay front Health Brooksville Enrichment Center. Bring lunch, or you can purchase a lunch in the café' at a discount.

**September 25<sup>th</sup> – Thursday 9:30am General Guild Meeting** at Holy Cross Lutheran Church. **Member Trunk Show by Bridgette Kasm.**

**October 14<sup>th</sup>– Tuesday 10:00am – 3:00pm – Quilting Arts Group** - Bay front Health Brooksville Enrichment Center, Bring lunch, or you can purchase a lunch in the café' at a discount.

**October 21<sup>st</sup> – Tuesday 10:00am – 3:00pm Veteran's – Quilt-A-Thon** - Bay front Health Brooksville Enrichment Center, Bring lunch, or you can purchase a lunch in the café' at a discount.

**October 23<sup>rd</sup> – Thursday 9:30am General Guild Meeting and "POT LUCK LUNCH"** at Holy Cross Lutheran Church. **Also, Last day to turn in Vets Quilts so they can be taken to James Haley Vet Hospital @ beginning of November.**

**October 28<sup>th</sup> – Tuesday 10:00am – 3:00pm – Basic and Refresher Quilting Class – Session 6 (Last Session) – Assembling Your Quilt and Finishing Up**

1. Attach the binding, 2. making and attaching a label., 3. Quilt Journals, 4. Insurance, 5. Appraisals, 6. Entering A Show, 7. Help with problems you may have encountered working at home. Session to be held at Bay front Health Brooksville Enrichment Center. Bring lunch, or you can purchase a lunch in the café' at a discount.

**November 11<sup>th</sup> – Tuesday 10:00am – 3:00pm – Quilting Arts Group** - Bay front Health Brooksville Enrichment Center, Bring lunch, or you can purchase a lunch in the café' at a discount.

**November 18<sup>th</sup> – Tuesday 10:00am – 3:00pm Fabric Wrapped Basket Class by Kathleen East**- Bay front Health Brooksville Enrichment Center, Bring lunch, or you can purchase a lunch in the café' at a discount.

**November 20<sup>th</sup> – Thursday 9:30am General Guild Meeting** at Holy Cross Lutheran Church. **Last chance to turn in all items for Penny Auction for the Christmas Party.**

**December 4<sup>th</sup> – Thursday - 11:30am - Annual Christmas Luncheon at Silverthorn Country Club. \$25.00 per plate. Menu info, sign up, etc. to follow.**

**Brigitte's Quilting**  
Quilting is my passion

**Brigitte Kasm**  
Quilter

14944 Lancer Road

H 1-727-379-0274/ C 1 -727-207-2485  
bkquiltpaws@hotmail.com  
ETSY.com/ BrigittesQuilting

Store (813) 749-0888  
Tess Pokorny (813) 846-6430  
Terry Pokorny (813) 789-4327

*A Fabric Crafting Store*

16541 Pointe Village Dr. tess@scrapandsew.com  
Lutz, FL 33558 www.scrapandsew.com



# QUILT SHOWS/RETREATS



## **Sept 25 – 27, 2014 QuiltFest 2014 – Jacksonville, FL “ IT'S NOT ALL BLACK AND WHITE”**

Prime F. Osborn III Convention Center  
1000 Water Street  
Jacksonville, Florida  
Thursday, Friday and Saturday 9:00 am - 5:00 pm  
[www.quiltfestjax.com](http://www.quiltfestjax.com)



Free parking in the Prime Osborne parking lot (has a train engine just inside the entrance) access on Bay Street

## **Sept 26, 27, 28 & 29<sup>th</sup>, 2014 Quilt Retreat St. Augustine Beach – Glenda Irvine of Just Sew Quilts**

For information email Glenda Irvine at [Talacam@aol.com](mailto:Talacam@aol.com) or call 352-625-7760 Glenda Irvine – Just Sew Quilts.

**November 7<sup>th</sup> and 8<sup>th</sup>, 2014 - QUILT SHOW IN OCALA** Country Road of Ocala Quilters presents Down Another Country Road of Quilts , November 7 and 8, 2014 from 9:00am to 4:00pm at the College of Central Florida, 3001 SW College Road (SR 200) Ocala, FL. 34474 Admission is \$7.00. It will be a judged quilt show with vendors, art quilts, miniature quilts, silent auction, demos, challenge quilts, Home of the Brave quilts, Brenda Grampsas – AQS Certified Quilt Appraiser and an opportunity quilt ensemble. For further info contact Freda Jones at [fjcrqshow@aol.com](mailto:fjcrqshow@aol.com)

## **November 14<sup>th</sup> and 15<sup>th</sup>, 2014 - QUILTS AND TEA FESTIVAL IN DAVENPORT**

For further info their website is: [www.quiltsandtea.com](http://www.quiltsandtea.com)

## **January 23<sup>rd</sup> and 24<sup>th</sup>, 2015 QUILT SHOW IN ORLANDO**

The Florida Cabin Fever Quilters Guild of Orlando, Florida is pleased to announce their biennial quilt show will take place on January 23 and 24, 2015 at the Central Florida Fairgrounds located at 4603 West Colonial Drive in Orlando. Our past shows have had over 300 quilts on display, over 20 vendors, special exhibits plus much, much more! Registration for our show will begin October 1, 2014 and close December 7, 2014. Please visit our website often for more on the show as additional information becomes available in early 2015. If you have questions you need answers to now – please feel free to contact our 2015 Quilt Show Chair at: [quiltfever2015@floridacabinfever.com](mailto:quiltfever2015@floridacabinfever.com).

### **EXPLANATION OF HERNANDO QUILTER'S GUILD TAX STATUS**

The United State Internal Revenue Code allows 29 different types of nonprofit organizations to be exempt from some or all federal income tax. The most common type of tax-exempt nonprofit organization falls under category 501(c)(3), if its activities have one of the following purposes: charitable, religious, educational, scientific, literary, testing for public safety, fostering amateur sports competition, or preventing cruelty to children or animals.

While our guild certainly provides charitable support to our community and our classes certainly provide educational opportunities to our members, our primary purpose as a group — according to our bylaws — “ shall be to foster an appreciation of quilting”. As such, our guild qualifies as a non-profit organization under category 501(c)(7) for Social and Recreational Clubs.

This status allows us to function as a group without paying federal income tax provided we do not take in more than \$25,000 a year. It does not, however, exempt us from paying Florida State sales tax nor does it allow others to take a federal tax credit for any donation made to our organization.

While several long-time members believed the group was originally a 501(c)(3) charitable organization, the IRS told our accountant two years ago that the group never qualified for anything except category 501(c)(7) for Social and Recreational Clubs.

*Kathleen East*



### **TOP TEN FABRAHOLIC EXCUSES**

- ✓ You don't smoke, drink or gamble and this is your only vice.
- ✓ Your house might get termites someday and you need enough fabric to make the tent to cover it .
- ✓ You can make three skirts for less than it would cost to buy one ready made. (Of course you never actually make the skirts, but they don't need to know that.)
- ✓ You plan to use the fabric for wallpaper when you redecorate.
- ✓ You are working with David Copperfield on his next magic trick in which he will attempt to make Cleveland disappear.
- ✓ You have volunteered to make sleep mats for every kindergarten student in the state.
- ✓ You are a test site for a major fabric manufacturer to determine how long fabric can be left in a plastic sack before it disintegrates.
- ✓ You are writing a book titled "One Thousand Years of Fabric," and need several samples of fabric for each year.
- ✓ You had stockpiled fabric in preparation for Y2K and now you are stuck with it.
- ✓ AND THE NUMBER ONE EXCUSE TO GIVE ABOUT WHY YOU HAVE SO MUCH FABRIC----- It was on sale!!!!!!!





# Show & Tell



Beverly Abenante made this beautiful embroidered Basket Quilt. What a treasure!



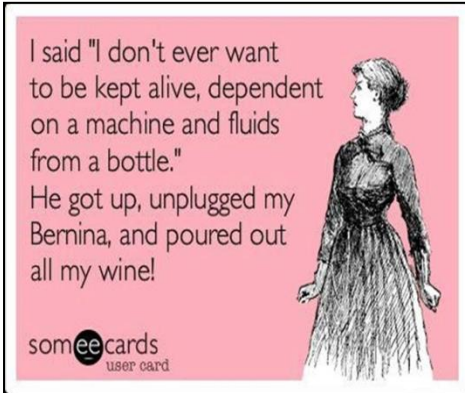
Betty Johnson has taken up painting on fabric lately and with such beautiful results. A true artist.



Larry Ceresko is showing one of his latest quilts. A nice variety of blocks and color scheme.



Another hand appliqued masterpiece from Kathy Bixby called Monica & Me! Wow, such detail and perfection.



Bonnie Giustozzi has been busy this summer making this tropical in color large quilt and the Red/Black/Gray/White Twister. Nice job Bonnie.



A really nice Veteran's Quilt by Kathleen East. Ladies, let's get those vet quilts finished for November.

Betty Clark is showing her twister quilt. Nice job Betty. Betty, as most of you know, had recently gone through chemo treatments for breast cancer and this beautiful healing tree wall-hanging was made for her by one of our other guild members and her true friend, Nina Ouimette. Just wonderful. Quilters are such kind people!



Sheila Jones did a wonderful job on this twisted Bargello Sea & Sand Quilt.



Meg Smith has got the jump on us for Christmas already with this beautiful Panel Wall-hanging and Ohio Star border. She even has little lights attached to the center tree. That should put us in the spirit. Great job Meg.





# Tips / Tricks

## HOW TO FOLD AND STORE FABRIC

A quilter's "Fabric Stash" is her artist medium. It is very important to keep your fabric organized so you can find it and also so it doesn't deteriorate while waiting to be made into a quilt. If your quilt fabric is not organized well it is sometimes easier to go and buy more rather than looking for something you already have!

Many quilters organize their fabric according to color or fabric type such as batik, novelty, hand dyed, etc. How you divide your types of fabric would depend on what kinds and how much of each kind of fabric you have in your stash.

Fabric can be folded many ways. The most convenient would be to fold one yard size pieces and larger in half lengthwise matching the selvages. Then it can be wound around a long acrylic ruler similar to the way it is wound on the cardboard bolt. The acrylic ruler is slipped out and the fabric is folded in half with the selvage meeting the fold. This way when you are ready to use fabric you only unfold one fold and then unroll what you need. The remainder stays rolled ready to be refolded in half and placed back on the shelf. Shelves that are twelve inches wide are recommended for this type of fabric fold.

When placing fabric on open shelves they should be covered in some way to minimize light damage. Some quilters have hung a fabric curtain over their open shelves to protect their fabric from light damage. A pull down window shade covered with flannel that doubles for a design wall would work well also.

Fabric can be folded and placed in plastic totes. How you fold your fabric would depend on the size of plastic tote that you are using. It is important to be consistent in how you fold your fabric so it will always fit back into the totes when you are finished. Sweater box size totes are an excellent choice as they are not too heavy when full. A larger tote could become very heavy when full of fabric. If possible purchase all of your totes the same size and the same style. That way they will stack easily in any configuration you would want your fabric. Some have said you need to drill holes in your plastic totes so the fabric can have air to "breathe". Some of my totes are so full the lid is not on tightly, leaving an opening for air exchange. I have had my fabric in totes for many years and have not had any damage to my fabric.

Half-yard pieces and fat quarters may be folded and placed in small totes, baskets, or drawers. Anything smaller could be placed in totes or baskets according to color or fabric type.

## PIECING A QUILT ON POINT

A quilt that is set on point is almost always more interesting than one done with a straight set. But it can be tricky to piece, especially if you are creating your own design. The first question always is: how big do I cut the side and end triangles?

To cut side setting triangles so that the bias is on the inside and the straight of grain along the edge, you must start with an oversize square and cut that one on an X. The formula for this is: Size of the *finished* on-point block times 1.414, then add 1 1/4 inches.

The corner setting triangles are also cut so the bias is on the inside and the straight of grain is along the edges, but since they include a corner of the quilt, they are cut differently. These start with a square which is cut on the diagonal. The formula for this is: size of the *finished* block divided by 1.414 plus 7/8 inch (.875 if you are using a calculator.)

### Here is a Quick Reference Chart

(These numbers have been rounded up slightly)

Finished size of block	Size to cut square for setting triangle	Size to cut square for corner triangle
4	7	3 3/4
5	8 1/2	4 1/2
6	9 3/4	5 1/4
7	11 1/4	6
8	12 3/4	6 3/4
9	14	7 1/2
10	15 1/2	8
11	17	8 3/4
12	18 1/4	9 1/2
13	19 3/4	10 1/4
14	21	11
15	22 1/2	11 3/4
16	24	12 1/4
17	25 1/4	13
18	26 3/4	13 3/4
19	28 1/4	14 1/2
20	29 1/2	15 1/4

## Quilting Websites To Consider – By Barb Theriault

- o [www.stitchinheaven.com](http://www.stitchinheaven.com) For anyone who likes "Block of the Month" quilts, this is the site for you. They are a Premier Texas Quilt Shop. They are always adding really nice patterns to their Block of the Month section. If you are a cat lover they just added a Christmas Quilt called "Snowy Noel," a white cat named Snowy and his Christmas packages. Really cute. Also, if you were a collector of Dept. 56 and other village pieces there is a 25 block pieced Snow Village Quilt pattern that might strike your interest. This website also has a lot of information on quilt trips/cruises. They have a value section which shows items on sale and a nice selection of fabric as well.


### Donald Bunn's Machine Quilting

Donald Bunn  
Owner/Operator

963 E. Wacker St.  
Hernando, FL 34442

(352) 533-3027

Dbunn4@Tampabay.rr.com





# Advertising



**BERNINA**  
**SEWING CENTER**

**Authorized BERNINA Dealer**

**In-Store Factory Trained Technician  
Service and Repairs on most Makes and Models**  
Classes - Notions - Threads - Books  
Fabrics and much more...

www.berninapaff.com      Email: berninatpa@aol.com

**Hours: Mon - Thurs 10-6  
Fri 10-5  
Sat 9-4**

**5405 E Fowler Ave  
Temple Terrace FL 33617  
813-969-2458**




**Pat Wilkinson**  
pipsqea@gte.net  
www.quilttilyouwill.net  
727-862-6141

9609 Fulton Ave  
Hudson, FL 34667

**Custom Machine Quilting  
Professional Embroidery**

Tues-Fri 10am-5pm  
Sat 10am-3pm  
Tues, Thur and Fri  
7pm-9pm



14215 7th St.  
Dade City, FL 33523  
Mon - Sat 10-5  
Thurs 10-8

Fabric • Books • Patterns  
Notions • Classes • Gift Items

Owner: Donna Lillibridge      Ph: 352-518-0003  
Manager: Carol Bradshaw      Fax: 352-518-0022  
Website: quiltsoplumlane.net      Email: plumlanedl@cs.com



**Keep Me In Stitches**  
Tampa Bay's Premier Specialty Sewing Centers

Visit [www.kmisinc.com](http://www.kmisinc.com)  
to see our complete Educational Schedule

**South Tampa**  
4504 W. Kennedy Blvd.  
Tampa, FL 33609  
813.282.1526

**North Tampa**  
14833 N. Dale Mabry Hwy.  
Tampa, FL 33618  
813.908.3889

Authorized Dealer for **baby lock** **JANOME** **Koala Studios**



**Lisa LaPointe**      **Lynn Habert**  
V. P.      President

Inspire! Quilting & Sewing, Inc.  
101 N Collins  
Plant City, FL 33563  
813 704 4867

**brother**  
at your side

**Anita Goodesign™**  
EMBROIDERY DESIGN • EVENTS • EDUCATION

www.inspirequilting.com  
www.facebook.com/inspirequilting

**Singer • Janome • Brother  
Sewing Center**

- Free Estimates
- We Service All Makes & Models
- Home Service Available
- FREE Lessons

**PLAZA OF THE OAKS**  
8866 S.R. 52 & LITTLE RD.  
HUDSON  
sjbsewing.com  
**727-868-3655**

**CHARLES GIACCHINO**  
**CATHERINE GIACCHINO**

Open Mon - Fri 10 - 5  
Sat. 10 - 3



**Crafty Threads**

A Welcoming Place to Shop and Sew  
12230 Race Track Rd.      Tampa, FL 33626  
813-855-3066      888-74-QUILT

www.CraftyThreads.com      Barb Linares

Quilting Fabric ~ Cuddle Fabric ~ Wool ~ Books  
Patterns ~ Notions ~ Gifts

Longarm Quilting & Custom Embroidery ~ T-Shirt Quilts  
Day and Evening Classes & Clubs

**Mon-Fri 10-6 \* Tue 10-9 \* Sat 10-3**



**White Sewing Center**  
Quilting Fabric & Classes  
Authorized Baby Lock Dealer  
Expert Machine Service All Makes

5112 Trouble Creek Road  
New Port Richey FL 34652

727-937-6510

Email: whitesewingcenter@gmail.com  
www.aawhitesewcenter.com

**Bayside Stitches Quilt Shop**

Website: [www.Baysidestitches.com](http://www.Baysidestitches.com)

2915 Commercial Way  
Spring Hill, Florida 34606  
[baysidestitches@gmail.com](mailto:baysidestitches@gmail.com)  
[www.facebook.com/baysidestitches](http://www.facebook.com/baysidestitches)  
(352) 584-3743



# Advertising

## Suwannee Valley Quilt Shoppe

517 N Main Street, Trenton, FL (352) 463-3842

- ◆ Fabric & Classes
- ◆ Books & Supplies
- ◆ Machine Quilting
- ◆ Cross Stitch

**Open Mon—Sat 10 to 4**  
[www.suwanneeshops.com](http://www.suwanneeshops.com)

**Florida's Most Unique Quilt Shop**

- ◆ Stained Glass
- ◆ Antiques
- ◆ Framing
- ◆ Chocolatier



**Visit our Suwannee Rose Café**  
 For lunch & pastries homemade daily

## A-WHITE SEW & VAC

- Sewing Machines
- Vacuum Cleaners

REPAIRS ON ALL MODELS

Airport Plaza • 979 N. Suncoast Blvd. • Crystal River, FL 34429 • 352-563-5338  
 Paddock Park Village • 3101 S.W. 34th Ave. #802 • Ocala, FL 34474 • 352-854-0022  
 La Plaza Grande South • 980 Bichara Blvd. • The Villages, FL 32159 • 352-753-0219  
[ocalasewing.com](http://ocalasewing.com)

Becky Garland - Owner  
 Melody Robson - Manager  
 Holly Robson - Marketing Manager  
 Diana Cammarata - Software Specialist



Husqvarna Viking Authorized Dealer

Website: [wow.fabric-warehouse.net](http://wow.fabric-warehouse.net)  
 Email: [fwarehouse@tampabay.rr.com](mailto:fwarehouse@tampabay.rr.com)  
 Facebook: Fabric Warehouse  
 Etsy: Fbwarehouse  
 Twitter: FabricWFanatics

3030 North Florida Avenue 33805  
 Phone: (863) 680-1325  
 (Corner of Griffin Rd. and North Florida Ave.)

Lakeland, Florida  
 Monday - Saturday 10am-5:30pm

Over 4,000 Bolts Of Fabric

"A Truly Unique Shopping Experience"

## Tomorrow's Treasures Quilt Shop

Authorized BERNINA® Dealer  
 Authorized HandiQuilter® Representative  
[www.crquilts.com](http://www.crquilts.com)



802 N. Suncoast Blvd. (Hwy. 19)  
 Crystal River, FL 34429  
 352-795-2600  
[ttcrs@embarqmail.com](mailto:ttcrs@embarqmail.com)

6122 SW Hwy. 200  
 Ocala, FL 34476  
 352-690-1915  
[ttocala@embarqmail.com](mailto:ttocala@embarqmail.com)

## Rainbow's End QUILT SHOPPE

941 Broadway Street  
 Dunedin, Florida 34698  
 Phone: (727) 733-8572  
 Fax: (727) 736-0235

Monday/Tuesday 10 am – 5 pm  
 Wednesday 10 am – 8 pm  
 Thursday/Friday/Saturday 10 am – 5 pm  
 Sunday Closed

[www.rainbowsendquiltshoppe.com](http://www.rainbowsendquiltshoppe.com)

## SEW & SAVE

SALES & SERVICE  
 JUKI & NECCHI DEALER

TOWN SQUARE MALL  
 3021 US 19 UNIT 270  
 SPRING HILL, FL. 34606

352-684-5445  
[WWW.SEWSAVE.NET](http://WWW.SEWSAVE.NET)



RANDY KASBERG  
[SEWSAVE@ATT.NET](mailto:SEWSAVE@ATT.NET)

QUILTS, CLASSES, NOTIONS & MORE

XOXO

## GIGI'S

Fabric Shop  
 EST. 2013



Stop By 105 S. Moon Ave., Brandon, FL 33511  
 (We are behind the Isbell Chiropractic Center)

Brick & Mortar Shop Info / Classes  
[gigisfabricshop.com](http://gigisfabricshop.com)

Buy Online [xogigifabrics.com](http://xogigifabrics.com)  
 Ring 813-661-9000



## Happy Apple Quilts™

Fabric, Books, Patterns,  
 Notions, Embellishments, Trims  
 Floriani

Sewing Machines, Bolga Baskets  
 Classes and Workshops

3335 Tampa Rd, Palm Harbor  
 727-786-0080  
[www.HappyAppleQuilts.com](http://www.HappyAppleQuilts.com)  
 Mon, Wed, Thur, Fri 10 - 5;  
 Tue 10 - 7; Sat 10 - 3