



Hernando Quilters' Guild Newsletter

September/October 2016



Website: www.hernandoquiltersguild.com

President's Message



Dear Guild Members:

Welcome back! I hope everyone had a wonderful and restful summer. It will be great to see our snowbird friends drift back between September and January.

Starting with the September meeting we will be settling into our new place at Jerome Brown Community Center, 99 Jerome Brown Place at Tom Varn Park in Brooksville. We look forward to getting back into the swing of things after the two month hiatus. As a result I am sure our September meeting Show & Tell will be amazing.

In October we will be holding nominations for our executive Board for anyone who would like to put their hat in the ring for any of these positions. All present Board Members are returning for two more years except President and Vice President. Barb Theriault has volunteered to be our President, but we are still in need of a Vice President. We will have elections at our November meeting and finally the induction of new Board Members will be held at our December Christmas Luncheon.

Many fun Events are planned for the new year. Please think about volunteering. Our Guild can only run smoothly and be successful if we have the support and participation of our members. Without our valued volunteers we would be unable to hold the Pot Lucks and other Events like our Auction at the Christmas Luncheon, March Retreat and various other Events that come up throughout the year.

Just as a reminder, our Guild By-Laws state that the purpose of our Guild is to foster an appreciation of quilting and to extend charity where needed.

1. To bring a better understanding of quilting to the Community.
2. To speak for and further the interests of quilters.
3. To provide an educational opportunity for members through classes, workshops and programs.
4. To donate goods and money where needed, both in the Community and beyond.

We are blessed to have this opportunity to be able to share friendship with our talented Guild Members.

Happy sewing and Quilting,

Bonnie DeFranco, Pres.

Officers/Committee Chairs 2016/2017

President	Bonnie DeFranco
1 st Vice Pres.	Nancy Nickel
2 nd Vice Pres. (Programs)	Sally Marra, Millie Singleton
Secretary	Beverly Abenante
Treasurer	Sharon Didden
Quilt Shop Advertising	Beverly Brown
Shows/Travel	Barb Theriault
Block/Month	Marilyn Ryder
Veteran's Quilts	Brigitte Kasm
Yard Sale Table	Leida Martinez
2017 Retreat	Debbie McCabe/Kathy Bixby
Fat Quarter Drawing	Judy Thew/Tekla Bell
Fat Qtr Sales	Sharon Allard/Kathleen East
50/50	Esther Feil
Mystery Prize	Lucy VanLiew
Membership	Alma Martin
Newsletter/Advertising	Barb Theriault
Communications/Web Liaison	Barb Theriault
Sunshine	Shirley Kerstetter
Charity Coordinator	Deborah McCabe
Webmaster	Dave Curtis

2016 Fat Quarter Schedule

January	"REDWORK" Fabric
February	Greens or Shamrocks
March	Reproduction (i.e. Civil War, 1800's, 1930's or Shirtings)
April	Spring Colors (Tone on Tone, Reading Solid)
May	Batiks Only
June	Red/White/Blue
July	Black, Grey or White
August	Beige/Tan/Neutral
September	Stripes or Plaids
October	Fall Colors
November	Christmas Theme
December	No Exchange

Let Shirley Kerstetter, our **SUNSHINE LADY**, 352-686-9057, know about the needs or illnesses of our members.

Happy Birthday

SEPTEMBER

Debbie Springer 2
 Carol Winney 5
 Tekla Bell 6
 Kathy Bixby 13
 Sandra Santos 15
 Beverly Brown 16
 Carol Thibert 21
 Esther Feil 22
 Sharon Groesbeck 25
 Sally Marra 26
 Joanne Gerow 26

OCTOBER

Darla Matthews 1
 Susan Britton 14
 Milrae Hareng 17
 Shirley Kerstetter 19
 Jody Mills 19
 Emily Hamilton 24

**Raffle Block of the Month Schedule 2016/2017**

Preview	Distribute Kits	Raffle	Presented By	Pattern
May	June	July	Marilyn Ryder KCS*	Honey Bee
June	July	Aug	Marilyn Ryder KCS*	Corner Star
July	Aug	Sept	Marilyn Ryder KCS*	Scrap Bag
Aug	Sept	Oct	Marilyn Ryder KCS*	Storm At Sea
Sept	Oct	Nov	Marilyn Ryder KCS*	Mexican Star



* See Marilyn Ryder to sign up

* Kansas City Star

FIELD TRIPS

The Guild has planned the following trips for September/October/November, 2016:.

Friday, Sept 16, 2016

Trip to Inspire Quilting & Sewing, 101 N. Collins, Plant City, FL, 33563. Lunch in Plant City across the street from shop. Meet at the end of Sam's Club Parking Lot on Cortez Blvd. at 9:30am.

Friday, October 14, 2016

Trip to Happy Apple Quilts, 13013 W. Linebaugh Ave., Tampa, FL. Lunch at Eve's Family Restaurant in Oldsmar then on to Rainbow's End Quilt Shop, 941 Broadway St., Dunedin. FL. Meet at the end of Sam's Club Parking Lot on Cortez Blvd. at 9:00am

Friday, November 4, 2016

Trip to "Country Roads Quilt Show" in Ocala at College of Central Florida, Ewers Century Center, 3001 SW College Road (SR 200). Exit 350 off of I-75. Meet at 8:30 at Publix on Rt. 50 and 41. More info about show on page 5.

Sign-up sheets for October and November trips will be available at the September meeting. Sign-up for Sept. 16th trip because of no meeting until September, will be done by e-mail and respond back to Barb Theriault.

If you have any questions, call Barb Theriault at 352-597-8816 or Cell: 678-793-5335

• Long Arm Quilting Service • Machine Embroidery Supplies

Nana's Quilt Shop

• Fabrics • Notions

Owners
 Coleen Poole
 Mary Russell

Monday - Friday 10-5
 Saturday 10-4

nanasquiltshop.com

• Classes • Kits

18851 Cortez Blvd.
 Brooksville, FL 34601
 352-796-0011

Meeting Type	Day	Date	Place	Time
No Regular Mtg. – sew in only.	Thurs	8/25/16 – No regular Mtg. Come and Sew.	Spring Lake House, 1202 Kenlake, SH	9:30
Board Meeting	Wed	9/21/16	Enrichment Center	9:30
Guild Meeting	Thurs	9/22/16	Jerome Brown Community Ctr., Tom Varn Park, Brooksville	9:30
Board Meeting	Wed	10/26/16	Enrichment Center	9:30
Guild Meeting	Thurs	10/27/16	Jerome Brown Community Ctr., Tom Varn Park, Brooksville	9:30
Board Meeting	Wed	11/16/16	Enrichment Center	9:30
Guild Meeting	Thurs	11/17/16 (3 rd Week)	Jerome Brown Comm. Ctr.	9:30
Guild Christmas Lunch	Thurs	12/1/16	Silverthorne Country Club	11:00

NEWSLETTER: Call or send any information, suggestions, correspondence, tips, or sayings dealing with quilting to **Barbara Theriault, 8181 Weatherford Ave., Brooksville, FL 34613**; e-mail: btheriault1@tampabay.rr.com; or call 352-597-8816 or Cell: 678-793-5335. Next deadline is **October 5, 2016**.

GUILD NEWS AND NOTES

- ❖ **NEW MEETING VENUE STARTING WITH THE SEPTEMBER 22nd GUILD MEETING** Bonnie is pleased to announce that starting with our September meeting, we will have a new meeting place. It will be at ***The Jerome Brown Community Center at 99 Jerome Brown Place, Brooksville, FL 34601.*** The Community Center is within the Tom Varn Park off Cortez Blvd. This venue is better suited to meet our member's needs. It is very spacious with good lighting, clean, air conditioned, wheel chair accessible and has an ADA compliant bathroom. It has ample parking including handicap, and they will also set up the tables and chairs for us! The information is also out on our website with directions and a map.

Directions From Spring Hill, Route 19 (Commercial Way)

Go East on Cortez Blvd/FL-50 toward the village of Brooksville. Stay straight on Cortez Blvd/FL-50 which becomes W Jefferson St/FL-50A. Turn right onto Darby Lane. Take the 1st right onto Jerome Brown Pl. 99 Jerome Brown Place is on the left and the Community Center is at the end of Jerome Brown Place.

- ❖ **2016 CHRISTMAS LUNCHEON** – The Christmas Luncheon will be held on December 1st, 2016 at ***Silverthorne Country Club.*** Arrival time will be 11:00am and lunch will be served at 12:00pm. The cost will be the same as last year, \$25.00. There will be two menu choices: Eggplant will be one choice and the other will be either Roast Turkey or Roast Pork w/gravy. We will have a show of hands at the September meeting to choose between Turkey, or Pork. There will also be Rolls & Butter and Dessert is included. Nancy Nickel will be collecting donations starting now for the Chinese Auction at the Christmas Party. Let's dig deep and have a successful auction. If you have anything you can donate, please see Nancy Nickel. Sign-up for the luncheon will start taking place by the October meeting.
- ❖ **2017 GUILD CHALLENGE - "COLOR"** – As the winner of Best of Show of the 2016 Guild Challenge, Shirley Kerstetter has chosen the subject for the February, 2017 Challenge. The subject is "**Color**". The idea is to choose complementary colors from the color wheel (any two colors directly opposite each other on the color wheel. Example: (Blue and Orange). You may use shades of the colors of your choice. Solid, Moda type or tone on tone small print. The possibilities are endless with such a broad category. Get your creative juices flowing. We would like to have a large participation. Just remember the rules. The quilt has to be made between February 25th, 2016 to February, 23rd, 2017. Size should be no smaller than 16x16 and no larger than 45x60. You must put your name on the back of the quilt, or it will not be judged. The quilts will be judged at the February 23rd, 2017 Guild Meeting.
- ❖ **2017 LAKEWOOD RETREAT – MARCH 6 – 9, 2017** – Our annual Quilt Retreat for 2017 will again be at Lakewood Retreat Center, 25458 Dan Brown Hill Rd., Brooksville, FL, March 6th to 9th. Remember the retreat covers a room with two single beds and one double bed, with a private bathroom. As far as we know now we will have the place to ourselves, so we will be using two buildings. Meals will be served Buffet style and we will have two sewing rooms, one very large room and one smaller room. The estimated cost at this time will be \$145.00 per quilter and sign-up and first payment will be in October. Our Retreat Committee for 2017 is Debbie McCabe and Kathy Bixby plus volunteers not yet announced. The Registration Form will be passed out at a later date and also e-mailed to everyone. Again there will be a choice of 3 payments beginning with sign-up in October, then next in November and final payment due at the January meeting. As time goes on there will be more info.



My Creative Stitches South

www.mycreativestitches.net
*To Quilt is Human
 To Finish is Divine*

*Talk to me about finishing your quilt
 using new and innovative designs*

Jamie
 stitch0818@gmail.com
 10211 Porch St
 Trinity FL, 34655


727-372-3683
 Featuring A Statler Stitcher

Brigitte's Quilting
 Quilting is my passion

Brigitte Kasm
 Quilter

14944 Lancer Road

H 1-727-379-0274/ C 1 -727-207-2485
 bkquiltpaws@hotmail.com
 ETSY.com/ BrigittesQuilting





Calendar of Classes/Meetings



Please Note: Larger classes may need to be held at the Quarry. We will determine after checking the sign-up sheet if the number of students is too large for the Enrichment Center, we will notify you that the class location will changed to the Quarry.

August 25th, 2016 – Thursday 9:30am Sit and Sew in Place of General Guild Meeting at The Spring Lake House, 1202 Kenlake Ave., Spring Hill, FL. Due to all officers on vacation and having no quorum, there will not be a regular meeting in July and August, but the Lake House will be available on those meeting dates for a Sew-in run by Beverly Abenante and Barb Theriault.

September 13th, 2016 – Tuesday 10:00am – 3:00pm – Pumpkin Table Runner Part I – taught by Kathleen East Bay front Health Brooksville Enrichment Center, Bring Lunch, or you can purchase a lunch in the café at a discount.

September 20th, 2016 – Tuesday 10:00am – 3:00pm – Pumpkin Table Runner Part II – taught by Kathleen East Bay front Health Brooksville Enrichment Center, Bring Lunch, or you can purchase a lunch in the café at a discount.

September 22nd, 2016 – Thursday 9:30am General Guild Meeting Jerome Brown Community Center, 99 Jerome Brown Place, Brooksville, FL. Off Cortez Blvd which becomes West Jefferson. Directions on page 3.

September 27th, 2016 – Tuesday 10:00am – 3:00pm – Sew-cial/UFO Sewing Bay front Health Brooksville Enrichment Center, Bring Lunch, or you can purchase a lunch in the café at a discount.

October 11th, 2016 – Tuesday 10:00am – 3:00pm – Part I – Paper Pieced Table Runner-Taught by Cindy Fitzgerald (a Judy Niemeyer Pattern (You will need to buy the pattern)) Bay front Health Brooksville Enrichment Center, Bring Lunch, or you can purchase a lunch in the café at a discount. More Info to follow.

October 18th, 2016 – Tuesday 10:00am – 3:00pm – Part II – Paper Pieced Table Runner-Taught by Cindy Fitzgerald Bay front Health Brooksville Enrichment Center, Bring Lunch, or you can purchase a lunch in the café at a discount. More info to follow.

October 25th, 2016 – Tuesday 10:00am – 3:00pm – Sampler Quilt Blocks 7 & 8 taught by Millie Singleton Bay front Health Brooksville Enrichment Center, Bring Lunch, or you can purchase a lunch in the café at a discount

October 27th, 2016 – Thursday 9:30am General Guild Meeting Jerome Brown Community Center, 99 Jerome Brown Place, Brooksville, FL. Off Cortez Blvd which becomes West Jefferson.

November 8th, 2016 – Tuesday 10:00am – 3:00pm – 3D Christmas Tree taught by Ruthanne McGookey Bay front Health Brooksville Enrichment Center, Bring Lunch, or you can purchase a lunch in the café at a discount

November 15th, 2016 – Tuesday 10:00am – 3:00pm – Round Storage Caddy taught by Charlene Brodeur and Darla Matthews Bay front Health Brooksville Enrichment Center, Bring Lunch, or you can purchase a lunch in the café at a discount

November 17th, 2016 – Thursday 9:30am General Guild Meeting Jerome Brown Community Center, 99 Jerome Brown Place, Brooksville, FL. Off Cortez Blvd which becomes West Jefferson.





QUILT SHOWS/RETREATS



September 15, 16, 17th, 2016 Quilt Fest In Jacksonville, FL – Theme: “All That Stash”

Prime F Osborn III Convention Center, 1000 Water Street, Jacksonville, Florida

Free parking in the Prime Osborne parking lot (has a train engine just inside the entrance) access on Bay Street

HOURS: Thursday, Friday and Saturday 9:00 am - 5:00 pm

Wheeled totes are not allowed in the show.

October 17 and 18, 2016 NANCY PRINCE LECTURE IN ST. PETERSBURG, FL

Nancy Prince will be lecturing and doing a workshop at The Suncoast Quilting Circle in St. Petersburg on

October 17 and 18, 2016. She will be lecturing on October 17 at 7pm. Her lecture is open to all. Non-members will be charged a \$5.00 fee.

She will also be teaching a Thread Sketching and Thread Painting Class on the 18th of October. The Class is open to non members as well. The cost is not determined as yet. *For info contact: Diane Gardner*

Rhoden goddessdi9@aol.com

<http://www.SuncoastquiltingCircle.org>

November 4th and 5th Quilt Show in Ocala – Country Roads Quilt Show – Down a Country Road of

Quilts Friday and Saturday, November 4 and 5, 2016 9:00am to 4:00pm. Location: College of Central Florida, Ewers Century Center, 3001 SW College Road (SR 200), Ocala, Florida. One mile east of I-75 – Exit 350. Admission \$7.00. Free parking. 200 + Quilts and traditional art. Raffle Baskets, Art Quilts, Boutique (hand-made items perfect for Christmas gifts) Demos, Silent Auction, Quilt Appraiser.

November 11 and 12, 2016 QUILT SHOW AND TEA IN DAVENPORT

Davenport Quilts and Tea Festival Friday and Saturday, November 11 & 12, 2016

Davenport Historic District, 1 South Allapaha Avenue, Davenport, Florida 33837 Fee: \$5.00 children under 12 Free - 9:00 am to 3:00 pm each day www.quiltsandtea.com

January 19 – 21, 2017 – Mancuso Show – World Quilt Florida – Orlando, Florida

Orange County Convention Center West Concourse - Hall E2, 9800 International Dr. Orlando, FL 32819 Merchants Mall/Quilt Show Hours: Thursday, Friday & Saturday (19th to 21st) 10:00am – 6:00pm. World Quilt Florida features an exciting Merchants Mall offering the best in fabrics, notions, machines, contemporary and antique quilts, textiles, quilting supplies, books, sewing related craft items, kits, clothing and much, much more! More info on website: www.quiltfest.com.



January 27 - 28, 2017 – Quilters' Guild of the Villages “Showcase Of Quilts” Quilting ‘Round the Square

- Friday 9 – 5 and Saturday 9 – 4, The Savannah Center, 1545 North Buena Vista Blvd., The Villages, FL 32162. Website: www.QGOTV.org



Bear's Paw Quilting, LLC
Custom & Edge to Edge Longarm
Machine Quilting

Laurie Pearce
Longarm Machine Quilter

1292 Myers Road
Brooksville, FL 34602

Phone: 352-583-4705

Email: bearspawquilting@hughes.net



Store (813) 749-0888
Tess Pokorny (813) 846-6430
Terry Pokorny (813) 789-4327

A Fabric Crafting Store

16541 Pointe Village Dr.
Lutz, FL 33558

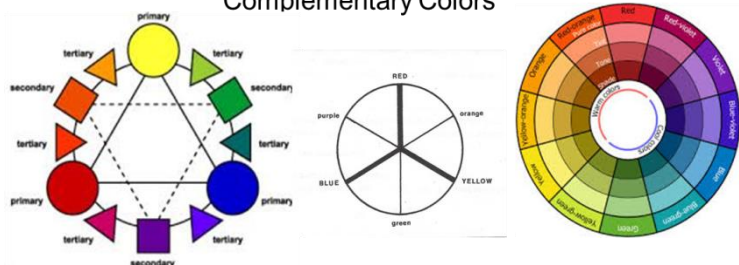
tess@scrapandsew.com
www.scrapandsew.com

</

Guild Events / Show and Tell

2017 Hernando Guild Challenge – “Color”

“Complementary Colors”



As the winner of Best of Show of the 2016 Guild Challenge, Shirley Kerstetter, with the help of Emily Hamilton, has chosen the subject for the February, 2017 Challenge. The subject is “COLOR”. The idea is to choose complementary colors from the color wheel (any two colors directly opposite each other on the color wheel, i.e. Primary/Secondary. Example: (Blue and Orange). You can only use two colors and also shades of the colors of your choice. Solid, Moda type or tone on tone small print. The possibilities are endless with such a broad category. Get your creative juices flowing. We would like to have a large participation. If you have any questions, see or call Shirley Kerstetter at (352) 686-9057.

Categories: Applique (hand and machine in the same category*), Pieced (machine and paper in the same category*), Embroidered (hand and machine in the same category*), Mixed Technique and Wearable Art.

Judging: Viewer's Choice in all categories for 1st, 2nd and 3rd and “Best of Show.”

Quilting: You must have hand or machine quilting on your quilt.

Size: No smaller than 16x16” and no larger than 45x60”. If you are smaller, or larger than the specifications, **your quilt will not be judged.**

Due Date: February 23, 2017 – Guild Meeting

Rules: You are not allowed to use a quilt that has been made previous to this challenge. It must be made between February 25th, 2016 and February 23rd, 2017. There will be a sign-up sheet when you bring in your quilt to put your name on and which category your quilt is in. ALSO, you must have your name on the back of your quilt. No name, no judging.

* There must be 4 quilts in each category to be judged separately (example 4 hand appliqued and 4 machine appliqued). Otherwise, all appliqued quilts will be judged as one category.

Some Show & Tell



Shirley Kerstetter has done it again with a beautiful “Lone Star” quilt. Great job as usual Shirley!



Marion Gibson - What a clever wall hanging for a bathroom . What will they think of next in patterns! So cute!



Somebody's a cat lover! Marion Gibson showing her colorful cat quilt. Love it!

Some Show & Tell- Continued



Kathleen East is showing the fall Pumpkin Table Runner which she is giving a class on in two parts in September. Really nice!



Sandy Davis is showing her “Civil War Sampler Quilt.” Sandy was working on this at our retreat last March. Beautiful Quilt – Love the colors and blocks!



Denise Jolliffe is smiling over her very nice completed placemats. A cheerful and colorful table setting. Reminds me of the Florida sunshine.



Milrae Hareng is showing her Tessellations Quilt. Very nice job!



Gayle Keenan is showing some of her fun tote bags. Really cute. Love the Sandhill Crane neck serving as the handle. Clever!



“My very first quilt” says one of our new members, Donna Muro. Nice job Donna.



Tips / Tricks/This & That

COLOR IN QUILTS

by Kris Driessen

Have you ever agonized over choosing the exactly right fabrics for your quilt? Choosing the correct fabrics for a quilt can make an otherwise ordinary pattern sing, but there is no need to agonize over it! Assuming you have been dressing yourself for a few years, you probably already know the basics of an effective design.

Interior decorators will tell you to pick an item you love and design a room around that. When you choose the clothes you will wear that day, don't you do that? Based on your activities for the day, you decide you want to wear your favorite slacks and then pick the blouse, shoes and jewelry to complement them. Depending on which blouse or what jewelry you wear that day can change the effect of your outfit from very dressy to downright casual.

It is the same thing for choosing the fabric in a quilt. Based on the eventual use of the quilt, decide on your focus fabric and choose the fabrics that will complement it. Don't stress over every piece of fabric. It is the overall effect that matters. Don't judge fabrics for your quilt up close - put them together and then stand back at least six feet to get the overall effect. If you are planning a wall hanging, put the fabric on the wall in light similar to where you plan to hang it. If you are planning a quilt, lay the fabric on the floor and darken the room a bit.

When choosing fabric for a quilt, use the interior designer trick of incorporating both different scales and different values. Try to use a variety of scales in your quilt - large, medium and small, as well as variety of values - light, medium and dark. Even perfectly smooth fabrics can be described as having a texture depending on the print. Try including a variety of textures, such as a smooth tone-on-tone or a choppy alligator print. Don't try to be too matchy-uppy with your prints. It's often the unexpected that makes a quilt into a treat.

It's value that does all the work in a quilt, although it's often color that gets the credit. Usually described in terms of light and dark, value determines how close a color is to either white or black. The right values can make the difference between a quilt that sparkles and a quilt that doesn't. A good scrap design, for example, depends on clear value differences between the fabrics.

Color In Quilts - Continued

Having trouble with the difference between values and color? Think of it this way: If the world contained only black and white, every color would still have its place on the grayscale and that place would be its value. If you aren't sure, photocopy your fabric in black and white. By removing the color, you can more easily determine the value of a fabric. You could also use a value finder, a small device that looks like a slide with a piece of red or green cellophane in the middle (you actually need both.) Holding a value finder to your eyes and looking through it will help you determine the value of a fabric.



TIP OF THE DAY

QUILT IDENTITY

Sew your label into the seam that sews on the binding. This way, there are only two sides to hand sew and it is more difficult for the label to be removed. Also, put your initials on the seam allowance of the binding. That way, if the quilt disappears and later reappears without the label, you can prove it is yours by simply undoing a few hand stitches.

Recipe Corner

Rhubarb Crunch

4 cups finely diced rhubarb	¾ cup Sugar
2 T. Cornstarch	1 cup Water
1 t. Vanilla	1 cup Melted Butter
2 cups Sifted Flour	1 ½ cups Quick Oats
2 cups Brown Sugar	2 t. Cinnamon

Place rhubarb in 9 x 13 cake pan. Cook sugar, cornstarch, water and vanilla. Pour over rhubarb. Combine remaining ingredients; sprinkle over rhubarb. Bake at 350 degrees for 40 minutes, or until done.

Submitted by Moda Bakeshop – Kansas Troubles Quilters



Advertising



BERNINA
SEWING CENTER


Authorized BERNINA Dealer

**In-Store Factory Trained Technician
Service and Repairs on most Makes and Models**
Classes - Notions - Threads - Books
Fabrics and much more...

www.berninapaff.com Email: berninatpa@aol.com

**Hours: Mon - Thurs 10-6
Fri 10-5
Sat 9-4**

**5405 E Fowler Ave
Temple Terrace FL 33617
813-969-2458**



14215 7th St.
Dade City, FL 33523
Mon - Sat 10-5
Thurs 10-8

Fabric • Books • Patterns
Notions • Classes • Gift Items

Owner: Donna Lillibridge Ph: 352-518-0003
Manager: Carol Bradshaw Fax: 352-518-0022
Website: quiltsonplumlane.net Email: plumlanedl@cs.com



Lisa LaPointe
V. P.

Lynn Haberl
President

Inspire! Quilting & Sewing, Inc.
101 N Collins
Plant City, FL 33563
813 704 4867

brother
at your side
Anita Goodesign™
EMBROIDERY DESIGNS • EVENTS • EDUCATION


www.inspirequilting.com
www.facebook/inspirequilting



White Sewing Center
Quilting Fabric & Classes
Authorized Baby Lock Dealer
Expert Machine Service All Makes
5112 Trouble Creek Road
New Port Richey FL 34652

727-937-6510

Email: whitesewingcenter@gmail.com
www.aawhitesewcenter.com



Pat Wilkinson
pipspeak@gte.net
www.quilttilyouwilt.net
727-862-6141

9609 Fulton Ave
Hudson, FL 34667

**Custom Machine Quilting
Professional Embroidery**

Tues-Fri 10am-5pm
Sat 10am-3pm
Tues, Thur and Fri
7pm-9pm



Keep Me In Stitches
Tampa Bay's Premier Specialty Sewing Centers

Visit www.kmisinc.com
to see our complete Educational Schedule

South Tampa
4504 W. Kennedy Blvd.
Tampa, FL 33609
813.282.1526

North Tampa
14833 N. Dale Mabry Hwy.
Tampa, FL 33618
813.908.3889

Authorized Dealer for **baby lock** **JANOME** **Koala**

**Singer • Janome • Brother
Sewing Center**



- Free Estimates
- We Service All Makes & Models
- Home Service Available
- FREE Lessons


PLAZA OF THE OAKS
8866 S.R. 52 & LITTLE RD.
HUDSON
sjbsewing.com
727-868-3655

CHARLES GIACCHINO
CATHERINE GIACCHINO
Open Mon - Fri 10 - 5
Sat. 10 - 3

Donald Bunn's Machine Quilting

Donald Bunn
Owner/Operator

963 E. Wacker St.
Hernando, FL 34442
(352) 533-3027
Dbunn4@Tampabay.rr.com



Advertising

Suwannee Valley Quilt Shoppe
517 N Main Street, Trenton, FL (352) 463-3842

- ♦ Fabric & Classes
- ♦ Books & Supplies
- ♦ Machine Quilting
- ♦ Cross Stitch

Open Mon—Sat 10 to 4
www.suwanneeshops.com
Florida's Most Unique Quilt Shop

- ♦ Stained Glass
- ♦ Antiques
- ♦ Framing
- ♦ Chocolatier



Visit our Suwannee Rose Café
 For lunch & pastries homemade daily

A-WHITE SEW & VAC

- Sewing Machines
- Vacuum Cleaners

REPAIRS ON ALL MODELS

Airport Plaza • 979 N. Suncoast Blvd. • Crystal River, FL 34429 • **352-563-5338**
Paddock Park Village • 3101 S.W. 34th Ave. #802 • Ocala, FL 34474 • **352-854-0022**
La Plaza Grande South • 980 Bichara Blvd. • The Villages, FL 32159 • **352-753-0219**
ocalasewing.com

Rainbow's End
 QUILT SHOPPE

941 Broadway Street
 Dunedin, Florida 34698
 Phone: (727) 733-8572
 Fax: (727) 736-0235

Tuesday	10 am – 5 pm
Wednesday	10 am – 8 pm
Thursday/Friday/Saturday	10 am – 5 pm
Sunday/Monday	Closed

www.rainbowsendquiltshoppe.com

Becky Garland - Owner
 Melody Robson - Manager
 Diana Cammarata - Software Specialist

Husqvarna VIKING
FABRIC WAREHOUSE
 Husqvarna Viking Authorized Dealer

Website: www.fabric-warehouse.net
 Email: fwarehouse@tampabay.rr.com
 Facebook: Fabric Warehouse
 Etsy: Fabwarehouse
 Twitter: FabricWFanatics

3030 North Florida Avenue 33805
 Phone: (863) 680-1325
 (Corner of Griffin Rd. and North Florida Ave.)
 Lakeland, Florida
 Monday - Saturday 10am-5:30pm
 Over 4,000 Bolts Of Fabric
 "A Truly Unique Shopping Experience"

SEW & SAVE

SALES & SERVICE
JUKI & NECCHI DEALER

TOWN SQUARE MALL
3021 US 19 UNIT 270
SPRING HILL, FL. 34606

352-684-5445
WWW.SEWSAVE.NET

RANDY KASBERG
SEWSAVE@ATT.NET



QUILTS, CLASSES, NOTIONS & MORE
XOXO
GIGI'S
 Fabric Shop
 EST. 2013

Stop By: 105 S. Moon Ave., Brandon, FL 33511
 [We are behind the Isbell Chiropractic Center]
 Brick & Mortar Shop Info/Classes
gigisfabricshop.com
 Buy Online xogigifabrics.com
 Ring: 813-661-9000

Happy Apple Quilts
FLORIDA
QUILTING CENTER

We sell the best quilt fabrics!

INNOVA
 Innovative Quilting Systems

Visit our beautiful new 7,000 sf shop custom designed to serve you!

M - F 10 - 5
Tue 10 - 7
Sat 10 - 3

Longarm Quilting Training Center:
 Classes (any brand)
 Rental
 Supplies
 Sales
 Innova Service
 Thread
 Batting
 Wide Backs

- ♥ Blank Quilting
- ♥ Hoffman
- ♥ In the Beginning
- ♥ Kaufman
- ♥ Marcus
- ♥ Michael Miller
- ♥ Moda
- ♥ Northcott
- ♥ Quilting Treasures
- ♥ Studio e
- ♥ Timeless Treasures
- ♥ Westminster
- ♥ Windham
- ♥ Aurifil
- ♥ Flannel
- ♥ Patterns
- ♥ Superior
- ♥ Woolly Lady Wool
- ♥ Books
- ♥ Valdani
- ♥ Notions

13013 W Linebaugh Av, Tampa
 (Just east of Race Track Rd)
www.HappyAppleQuilts.com 727-786-0080
www.FloridaQuiltingCenter.com 813-855-2857