



# Hernando Quilters' Guild Newsletter

November/December 2018



Website: [www.hernandoquiltersguild.com](http://www.hernandoquiltersguild.com)

## President's Message



Greetings Fellow Guild Members,

Well, this is it! My last President's Message. You will be hearing from Karen Pilon for the next two years starting with the January/February 2019 Newsletter! I can't say I will miss all the added responsibilities that I have endured these past two years, but I will miss writing the President's Message since I love writing! I would also like to thank the wonderful Board that I worked with over the last two years. Couldn't have done it without you.

The October 25<sup>th</sup> meeting is our annual Pot Luck Lunch to welcome back snowbirds, so don't forget your dish or, supplies that you signed up for.

We have been pretty busy this year selling tickets for our 2018 Opportunity Quilt to raise money for our 2019 Quilt Show. The drawing will take place at the November 15<sup>th</sup> meeting. Who's feeling lucky to win the beautiful "Roses Of Hernando" Quilt. Also, we will have a trunk show from Sharkey's Sew & Vac at our November meeting which we can all look forward to for our last regular meeting of the year.

Our Christmas Luncheon is scheduled for December 6<sup>th</sup> and will again be held at Silverthorn Country Club. We will be doing a \$20.00 gift exchange and **will not** have a Chinese Auction. Sign-up sheets will be available at the October meeting and the cost of (\$25.00) will be the same as last year. Menu items will be on the sign-up sheet.

Our Annual Retreat dates have been set for March 4<sup>th</sup> - 7<sup>th</sup>, 2019. I am again the coordinator this year along with Ava Rossler and Sue House who will collect the money and handle room assignments. Your first payment is due at the October meeting and there are still a few spots left, so think about joining us. We always have such a good time.

I've been "**merrily rolling along**" on the "Rosewood Cottage Revisited" Quilt for our 2019 Quilt Show. We added "Revisited" to the title due to the update on block designs as opposed to the original Nancy Odom Quilt. I have re-designed several of the applique blocks already and will soon be ready for borders. After that Louise Isabelle will do her magic quilting, then back to me for binding! I will be designing the raffle tickets soon so when the Quilt is finished we can start selling tickets at different venues, shops, etc.

So, for my last sign off dear quilting friends Remember....  
**"To Create With One's Own Hands Means Leaving One's Mark in the World, and That is a Positive Thing!"** ..Yoko Saito

Fondly – Your President, Barb Theriault

## 2018 Officers/Committee Chairs

President	Barb Theriault
1 <sup>st</sup> Vice Pres.	Nancy Jenkins
2 <sup>nd</sup> Vice Pres. (Programs)	Sally Marra, Millie Singleton
Secretary	Beverly Abenante
Treasurer	Sharon Didden
Quilt Shop Advertising	Beverly Brown
Quilt Trips	Tekla Bell
Block/Month	Marilyn Ryder
Veteran's Quilts	Brigitte Kasm
Yard Sale Table	Donna Bleier
2019 Retreat	Barb Theriault/ Ava Rossler/Sue House
Fat Quarter Drawing	Judy Thew
50/50/Food Bank	Sally Cosenza
Mystery Prize	Louise Isabelle
Membership	Alma Martin
Newsletter/Advertising	Barb Theriault
Communications/Web Liaison	Barb Theriault
Sunshine	Shirley Kerstetter
Webmaster	Dave Curtis

## 2018 Fat Quarter Schedule

January	Red/White/Pink or Hearts
February	Greens or Shamrocks
March	Earth Tones: i.e. Browns/Tans, Golds, Burgundy, dark greens, muted colors.
April	Florals or Pastels
May	Batik Only
June	Red/White/Blue
July	Black, Grey or White
August	Beige/Tan/Neutral
September	Stripes or Plaids
October	Fall Colors
November	Christmas Theme
December	No Exchange

## Happy Birthday

### NOVEMBER

Laurie Pearce 4  
 Bonnie Hibbard 6  
 Lucy Van Liew 7  
 Debbie Burns 7  
 Jennifer Hayes 10  
 Ruthanne McGookey 13  
 Rosemary Willett 14  
 Bonnie DeFranco 18  
 Barbara Theriault 20  
 Charlene Brodeur 20  
 Donna Muro 24  
 Paula Lawery 25  
 Beverly Abenante 26  
 Pat Siddons 26



### DECEMBER

Michele Raible 3  
 Karen Pilon 8  
 Judith Silva 11  
 Betty Kazymirczuk 20  
 Sharon Didden 27  
 Gayle Keenan 31

### FIELD TRIPS

The Guild has planned the following trips for November and January. No trips in December.

#### Friday, November 9, 2018

Trip to Country Road Quilter's Show - Circle Square Cultural Center, 8395 SW 80<sup>th</sup> St., Ocala, FL. \$7.00 admission. Also, if time, a stop at Tomorrow's Treasures 6122 SW Hwy. 200, Ocala. Meet at Publix 41 & 50 at 9:30am.

#### Friday, January 18, 2019

Trip to Happy Apple, 130 W. Linebaugh Ave, Tampa and Bernina Sewing Center, 5405 E. Fowler Ave. Meet at Publix 41 & 50 at 9:30am.

If you have any questions, call Tekla Bell  
 Cell: (315) 254-1676



## Raffle Block of the Month Schedule 2018/2019

Preview	Distribute Kits	Raffle	Presented By	Pattern
August	Sept	Oct	Turkey Block	Ruthanne McGookey
Sept	Oct	Nov	Blue Work	Ruthanne McGookey
Oct	Nov	Jan	Just Chillin	Ruthanne McGookey
Nov	Jan	Feb	Happy Hour	Ruthanne McGookey



\* See Marilyn Ryder to sign up

Meeting Type	Day	Date	Place	Time
Board Meeting	Wed	10/24/18	Enrichment Ctr.	9:30
Guild Meeting	Thurs	10/25/18	Jerome Brown Comm. Ctr.	9:30
Board Meeting	Wed	11/14/18	Enrichment Center	9:30
Guild Meeting	Thurs	11/15/18 – Opp. Quilt Drawing	Jerome Brown Comm. Ctr. (Sharkey Trunk Show)	9:30
Christmas Lunch	Thurs	12/6/18	Silverthorn Country Club	11:00 Arrival
Board Meeting	Wed	1/23/19	Enrichment Ctr.	9:30
Guild Meeting	Thurs	1/24/19	Jerome Brown Comm. Ctr.	9:30
Board Meeting	Wed	2/27/19	Enrichment Ctr.	9:30
Guild Meeting	Thurs	2/28/19 Guild Challenge	Jerome Brown Comm. Ctr.	9:30

**NEWSLETTER:** Call or send any information, suggestions, correspondence, tips, or sayings dealing with quilting to **Barbara Theriault, 8181 Weatherford Ave., Brooksville, FL 34613**; e-mail: [btheriault1@tampabay.rr.com](mailto:btheriault1@tampabay.rr.com); or call 352-597-8816 or Cell: 678-793-5335. Next deadline is **December 10, 2018**.

• Long Arm Quilting Service • Machine Embroidery Supplies

# Nana's Quilt Shop

• Fabrics • Notions

Owners  
 Coleen Poole  
 Mary Russell

Monday - Friday 10-5  
 Saturday 10-4  
[nanasquiltshop.com](http://nanasquiltshop.com)

• Classes • Kits

18851 Cortez Blvd.  
 Brooksville, FL 34601  
 352-796-0011

Let **Shirley Kerstetter**, our **SUNSHINE LADY**, 352-686-9057, know about the needs or illnesses of our members.

## GUILD NEWS AND NOTES



- ❖ **OCTOBER MEETING POT LUCK LUNCH** The October 25<sup>th</sup> meeting is our annual Pot Luck Lunch to welcome back snowbirds, so don't forget your dish or, supplies that you signed up for.
- ❖ **MAKE & DONATE SCHEDULE** As the "Make & Donate" Chairperson, Sharon Didden will be making up a schedule for the remainder of the Make & Donate classes starting in January 2019 to be held on the 2<sup>nd</sup> Wednesday of the month at the Hospital Enrichment Center. If she finds that she needs more than one class per month, the 3<sup>rd</sup> Wednesday is available if we give them plenty of notice. The new schedule will be in your January/February 2019 Newsletter.
- ❖ **2018 OPPORTUNITY QUILT ("Roses Of Hernando")**  
The drawing for this Quilt will be held at the November 15, 2018 meeting at Jerome Brown Community Center. We will also have a Trunk Show by Sharkey's Sew & Vac at this meeting.
- ❖ **2018 CHRISTMAS LUNCHEON - December 6<sup>th</sup>** - will again be held at Silverthorn Country Club. We will be doing a \$20.00 gift exchange and *will not* have a Chinese Auction. Sign-up sheets will be available at the October meeting and the cost of (\$25.00) will be the same as last year. Menu items will be on the sign-up sheet.

- ❖ **2019 QUILT SHOW OPPORTUNITY QUILT ("Rosewood Cottage")**

With a vote by the membership we have chosen a Quilt pattern of fusible applique and piecing combined by designer, Nancy Odom, called "Rosewood Cottage." Barb Theriault & Bev Abenante are the coordinators of this project. Barb made this quilt about 6 years ago for her own collection and showed it at a few of our meetings. Barb has donated all of the fabric for this quilt except the backing which has been bought by Barb and will be paid for by Sharon Didden. We made up packets of some of the pieced blocks and handed them out at the June meeting to Ava Rossler, Denise Jolliffe and Shirley Kerstetter. To keep consistency, we only chose a few people to participate in the preparation. Bev Abenante did the house w/vines and leaves section and the 4 Log Cabin blocks. After completion we will start selling tickets in 2019 and at the Show as well. The drawing will be held on the last day of the show. Barb will order the raffle tickets for this quilt. (See sample pictures of some of the completed blocks on the right) Barb has updated the designs of some of the applique blocks with a few more to go. If all goes well, we should be on schedule for early 2019 to start selling tickets.



**Original Quilt**

- ❖ **KAREN PILON'S ANNUAL MYSTERY QUILT** It's time for us to get ready for another fun mystery quilt sew-in! The name of the pattern is "**Chip off the Old Block**". It is a lap/twin size quilt that will use 4 fabrics. We will only be charging you one class fee of \$5 plus the pattern and shipping charge of \$7.25 (same as last year). Karen will need your CHECK at the October 25<sup>th</sup> meeting made out to her for \$12.25. **SHE WILL ONLY TAKE CHECKS.** If you are paying for more than yourself on a check, please write the names on the check, or on a separate piece of paper and attach to check. If you are unable to attend the meeting please call or email Karen at 734-635-1560 - email: [tompilon@provide.net](mailto:tompilon@provide.net). You can also send her a check after October 25th to her Florida address: 9367 French Quarters Circle, Weeki Wachee, FL 34613. The first get-together will be January 15, 2019 to cut your pattern pieces. The other two class dates will be on February 12th and March 12th. More info to follow.
- ❖ **2019 LAKEWOOD RETREAT - MARCH 4 - 7, 2019** - The Coordinator again this year will be Barb Theriault. Ava Rossler and Sue House will be collecting payments and assigning rooms. The Retreat Info Packet for our March Retreat was sent out on August 7<sup>th</sup> via e-mail. The cost remained the same this year and we expect a fun-filled 3 days of sharing ideas, quilting, sewing, Fat Quarter Bingo, Grand Prize Basket and laughter! You will again be asked to **bring 4 Fat Quarters** when you check in. For any of you newcomers to our Retreat, you are in for a fun time!



## Calendar of Classes/Meetings



Since there were no regularly scheduled classes for the summer, Tuesdays at the Enrichment Center were reserved for “Make & Donate” with our Chairperson, Sharon Didden. The following schedule is all that is left for 2018. Sharon will have a new schedule for January, 2019 for the 2<sup>nd</sup> Wednesday of the month at the Enrichment Center. The parameters for the M/D is to come and learn a specific item and then to either finish the item in class and donate it to the 2019 Quilt Show Boutique, or to make the item at home and then donate it. All interested members will sign up with Sharon for these classes. You will also be receiving materials lists in advance of the classes via e-mail from Barb Theriault.

Date	Class	Instructor
<b>OCTOBER</b>		
October 9, 2018	Fabric Sorting (Volunteers)	Sharon Didden
October 16, 2018	Cancelled Fabric Sorting	Cancelled
October 23, 2018	Fabric Sorting (Volunteers)	Sharon Didden
October 30, 2018	Fabric Sorting (Volunteers)	Sharon Didden
<b>NOVEMBER</b>		
November 13, 2018	<b>REGULAR CLASS: (\$5.00 Fee)</b> Mug Rug	Ruthanne McGooley
November 20, 2018	<b>REGULAR CLASS: (\$5.00 Fee)</b> Tote Bag	Linda Godlewski
November 27, 2018	<b>REGULAR CLASS: (\$5.00 Fee)</b> Christmas Ornament	Ruthanne McGooley
<b>DECEMBER</b>		
<b>NO CLASSES</b>		
<b>JANUARY 2019</b>		
January 8, 2019	<b>REGULAR CLASS: (\$5.00 Fee)</b> Writing Directions	Bonnie Hibbard
January 15, 2019	<b>REGULAR CLASS: (\$5.00 Fee)</b> Mystery Quilt Part I (Quarry)	Karen Pilon
January 22, 2019	<b>REGULAR CLASS: (\$5.00 Fee)</b> Square On Point Quilt	Karen Pilon

### Guild Meeting Dates


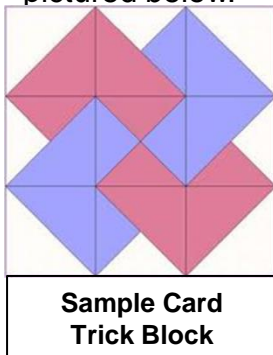
**October 25, 2018– Thursday 9:30 – General Guild Meeting** – Jerome Brown Community Center, 99 Jerome Brown Place, Brooksville, FL Off Cortez Blvd. which becomes West Jefferson.

**November 15, 2018 – Thursday 9:30 – General Guild Meeting** – Jerome Brown Community Center, 99 Jerome Brown Place, Brooksville, FL Off Cortez Blvd. which becomes West Jefferson.

## 2019 Hernando Guild Challenge – “CARD TRICK”

As the winner of “Best of Show” for the 2018 Guild Challenge, Sue House with the help of Shirley Kerstetter – Viewer’s Choice, has chosen the subject for the 2019 Challenge. The Subject is the **“Card Trick” Quilt Block**.

The Card Trick Quilt Block must be featured in your quilt and be easily recognizable. The block can be any size and color. You can incorporate one or multiple blocks in your design, create a traditional or mini quilt, or create a unique design of your own. Applique and/or embellishments may be included. A sample of the Card Trick block and a breakdown view is pictured below.



(There is a pattern available for a 12” Card Trick block on ([www.quilterscache.com](http://www.quilterscache.com)) I’m sure you can find a pattern on the internet in a smaller block size as well.

**Categories:** The Quilts will be judged in one category.

**Judging:** We will again try to bring in an outside judge and will have “Best of Show”, 1<sup>st</sup> place, 2<sup>nd</sup> place and 3<sup>rd</sup> place. Guild members will vote for the winner of “Viewer’s Choice.”

**Quilting:** You must have hand or machine quilting on your quilt.

**Size:** No smaller than 16x16” and no larger than 45x60”. If you are smaller, or larger than the specifications, **your quilt will not be judged.**

**Due Date:** February 28, 2019 – Guild Meeting

**Rules:** You are not allowed to use a quilt that has been made previous to this challenge. It must be made between March 22, 2018 and February 28, 2019. There will be a sign-up sheet when you turn in your quilt. ALSO, you must have your name on the back of your quilt.

**Questions:** You can call, text, or e-mail Sue House at 607-425-9845 ([house.suzannea@gmail.com](mailto:house.suzannea@gmail.com)) or Shirley Kerstetter at 352-686-9057



# QUILT SHOWS/RETREATS



**November 9<sup>th</sup> & 10<sup>th</sup>, 2018 – OCALA – Country Road Quilters of Ocala is excited to present our “Bright Country Nights, Big City Lights” Quilt Show.** We have moved to an exciting new venue! Circle Square Commons (On Top of the World), 8395 SW 80<sup>th</sup> St., Ocala, FL 34481: Time 9:00am – 4:00pm Friday & Saturday. Admission is \$7 and parking is FREE! (Buses are welcome!) -Featuring Certified Quilt Appraiser, Brenda Grampas both days and Quilt Turning by Brenda on Saturday. 200+ quilts & traditional art including: - Vendors, Door Prizes, Opportunity Quilt, Challenge Quilts, Miniature Quilts, Silent Auction, Raffle Baskets, Art Quilts, Boutique, Demos. More info at [www.crqocala.com](http://www.crqocala.com)

**January 16, 2019 – Largo - MARK SHERMAN Lecture and Trunk Show by Suncoast Quilting Circle**

1:00 pm, Wednesday, January 16, 2019 at Christ the King Lutheran Church in Largo. Co-hosted by Hidden Stitches Quilt Guild. The public is welcome. \$5 charge (at the door). See [www.suncoastquiltingcircle.org](http://www.suncoastquiltingcircle.org) for more details.

**January 25 & 26, 2019 9am to 4pm - Quilter's Crossing of Palm Harbor Presents their 16th biennial Quilt Show Quilting Under the Palms 2019**

**Location:** Countryside Recreation Center, 2640 Sabal Springs Drive, Clearwater, FL. 33761  
Admission \$8 for one day, \$10 for two day admission Show will include: Over 200 Beautiful Quilts, "Couture, Décor & More", Boutique, Door Prizes, Vendors, Drawing for a FREE Sewing Machine Courtesy of Sue's Bay Area Sewing. Demonstrations by Happy Apple and Florida Quilting Center, Raffle Baskets including one with a Featherweight Sewing Machine. Block Party (quilt block auction/sale) Free Parking

**January 25 and 26, 2019 The Villages -** The Showcase of Quilts 2019 will be held January 25, 2019 (9-5) and January 26, 2019 (9-4) in The Villages Florida. It will be located at 2 venues, Rohan Rec Center (850 Kristen Way) and Seabreeze Rec Center (2384 Buena Vista Blvd). We are expecting over 300 quilts to be on display made by members of The Villages Quilt Guild. There will also be 25 vendors, Boutique, Silent Auction, Charity Quilt, Demos, Basket Mania and an exhibit of the Evolution of Quilting. Admission is \$10 per person and bus transportation will be available between the 2 locations.

**January 31 – February 2, 2019 - Welcome to World Quilt Florida at the Tampa Convention Center** West Hall, 333 S Franklin St., Tampa, FL 33602

Mancuso Show Management presents the 10th annual World Quilt Florida, one of the most internationally diverse events in the world of quilting and the textile arts. The quilt show features informative workshops and lectures, a Merchants Mall offering everything for the quilter, textile artist and home sewer, extraordinary special exhibits and the Florida Quilt Competition. Come join us to learn what all the excitement is about!



LaRose Quilting Creations  
Custom Longarm Quilting



Louise Isabelle  
723 Challice Drive  
Spring Hill, Florida 34609


603-512-9989  
Nhlouise@brighthouse.com

*Brigitte's Quilting*  
Quilting is my passion

*Brigitte Kasm*  
Quilter

14944 Lancer Road

H 1-727-379-0274/ C 1-727-207-2495  
bkquiltpaws@hotmail.com  
ETSY.com/ BrigittesQuilting



# Show & Tell – August/September



Tekla Bell made this Row by Row Quilt and won at Sweet Darling Quilts in Wesley Chapel. Congrats Tekla.



Mary Ellen Vanzler and Teri Coley are showing the beautiful tote bags they made recently. Really nice bags.



Margaret Loges had fun paper-piecing these fish patterns that she won in last month's mystery prize drawing.



Louise Isabelle tried her hand at some Sachiko. Beautiful.



Donna Bleier was definitely busy at the Lake this summer in the making of this Reindeer Quilt and Octopus Quilt adorable panels for grandchildren. Love them!



Denise Jolliffe is showing her wonderful Original Betsy Ross Flag Quilt. Awesome!



Ava Rossler is showing aprons she made out of old blue jeans. Really cute. Saw similar on Sewing W/Nancy recently. Great idea!



Joyce Shively – What a beautiful Seahorse! These animal designs are the latest thing. Awesome!



Shirley Kerstetter is putting this quilt into our Silent Auction in the 2019 Quilt Show. Beautiful!



Dotty Lucas made this wonderful Square In A Square Quilt. Love the blues, tans, creams.



Bev Abenante is showing her hand embroidered Welcome Friends wall hanging. A talented stitcher!

# Quilt Trips – Fun Stuff

## Trip To Quilts On Plum Lane and Quilted Twins Fabric Warehouse, Dade City – September 21, 2018

On September 21<sup>st</sup> the ladies took a trip to Quilts On Plum Lane. The shop gave us all a 25% discount and the shop owner, Donna Lillibridge, was a pleasure to deal with as well as a very helpful staff. Donna donated a prize for our upcoming Retreat as well. We really enjoyed our visit. We had lunch at “A Matter Of Taste” and then went on to Quilted Twins Fabric Warehouse. A few pictures of the ladies enjoying lunch before heading to Quilted Twins for more fabric shopping. Love these trips!



### More Show & Tell



Karen Greenberg is showing her brown & white bargello quilt. Nice job.



Joyce Shively made this Victorian Christmas Boot in an Ava Rossler Class in August.

### Happy Thanksgiving



In order to put you in the spirit of the up-coming Holiday Season, I thought I would share this poem again this year with you which was originally sent in by Betty Johnson

## *'Twas The Night Before Christmas Especially For Quilters*



*T'was the night before Christmas,  
And the quilts were not made.  
The threads were all tangled, the cookies delayed.  
The stockings weren't hung, the pantry was bare.  
The poor weary Quilter, was tearing out her hair.  
Stacks of fat quarters, tipped over in streams.  
Visions of Log Cabins, had turned into dreams.*

*When what to her wondering eyes should appear,  
But a bus full of quilters with all of their gear.  
They went straight to work with just a few mutters,  
Sorting and stitching and brandishing cutters.  
The patterns emerged from all of the clutter,  
Like magic the fabrics arranged in a flutter.  
Log Cabins, Lone Stars, Flying Geese & Bear Tracks  
Each quilt was a beauty – even the backs.*

*Her house how it twinkled, her quilts how they glowed.  
The cookies were baking, the stockings were sewed.  
Their work was all done, so they folded their frames,  
And packed up their needles, without giving their names.  
They boarded the bus, and checked the next address.  
More quilts to be made, another quilter in distress.*

*She heard one voice echo, as they drove out of sight,  
Happy quilting to all and to all a good night!*

Author Unknown







# THIS & THAT....

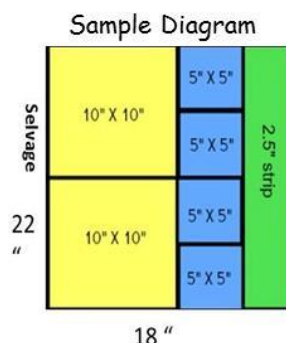


## Monthly Quilt Show Boutique Project

Louise Isabelle has come up with a project that we will all be involved in for the Quilt Show Boutique. We will be making our own Charm Packs, Layer Cakes and 2 ½” strips from Fat Quarters. Each month will have an assigned color. You will cut 2 Fat Quarters a month, in the following way:

Trim your Fat Quarters carefully. Remove the selvedge. Then cut each Fat Quarter as described below.

- The first cut will be 10” – this will then be cut into two 10” squares
- Next cut a 5” strip. Then sub-cut into four 5” squares
- Finally, cut a 2 ½” strip



Pass your Charms, Layer Cakes and 2 ½” strips to either Louise Isabelle, or Terri Coley at the Guild Meeting. Put them in a plastic bag each month and put your name on the bag.

**Cut two Fat Quarters a month into:** (See Sample above)

- Two 10” Squares
- Four 5” Charms
- One 2 ½” Strip

**See monthly schedule below:**

2018		2019	
May	Pink	January	Batiks
June	Yellow	February	Purple
July	Black	March	Floral (Multi)
August	Brown	April	Reds
September	Blue	May	Coral
October	Fall colors	June	Grey
November	Christmas	July	Orange
		August	Green
		September	Neutral (Beige, Cream, White)

## Lunch With Girlfriends – by Kathy O'Malley

A friend of mine sent me this poem entitled “Lunch With Girlfriends” and I thought it would be fun to share it with you! I think we can all relate at one time, or another!

Elaine’s vertigo has never been worse  
 Kay can’t recall where she left her purse  
 Rhonda’s about to replace her knees  
 Linda’s breathing is tinged with a wheeze

Donna's left boob has a troublesome lump  
 Diane’s on her third trip to take a dump  
 Lorraine’s husband can’t remember a thing  
 Nine years a widow, Marge still wears her ring

Marlene is dealing with another UTI  
 Sally’s giving a hearing aid another try  
 Marie has decided she can’t drive at night  
 Sharon still wears clothes two sizes too tight

They’ve been through divorces and babies and wakes  
 They do for each other whatever it takes  
 They’ve already buried Marcia and Kate  
 And truthfully, Lizzie’s not looking so great

So whenever they can, they get out to eat  
 Open bottles of wine and forget their sore feet  
 There’s laughing and crying and letting down guards  
 And when the bill comes, there’s ten credit cards

So here’s to the waiters who keep orders straight  
 And to the places that let lunches run two hours late  
 And here’s to the girlfriends, those near and those far  
 Here's to the girlfriends, you know who you are



**Bear's Paw Quilting, LLC**  
*Edge to Edge & Custom Longarm Machine Quilting*

Laurie Pearce  
 Owner & Longarm Machine Quilter

11332 Fulmar Rd. Phone: 352-583-4705  
 Brooksville, FL 34614

Email: [bearspawquilting@gmail.com](mailto:bearspawquilting@gmail.com)

# This & That (Continued)

## Pieced Borders

Carrie Nelson – Miss Rosie's Quilts

A pieced border is like a picture frame: it adds structure, balance, and beauty to the main attraction. When you start to think of borders as a design element like Carrie does—just as important as the center of a quilt—you can take your quilts to a new level of “wow!”

But how do you make a pretty pieced border that fits your quilt top? No worries: Carrie's got you covered, and her smart tip below works for all kinds of pieced borders. Best of all? It's an easy fix. Just a little extra stitching here and there and your pieced border will shrink or grow to the perfect size. Read on for Carrie's sage advice.

When it comes to pieced borders, sometimes you get it right the first time. Most of the time, we need to adjust. In this case, it means adjusting the length of the pieced border. The easiest and least noticeable way to make the border strip the same length as the quilt top is to make some of the seams just a skosh bigger or smaller.

If you need to shorten the border strip, sew a line of stitching just inside the first seamline. If you need a longer border strip, sew a line of stitching just outside the first seamline and then remove the first line of stitching. That 1/16" difference in seam will add up to 1/8" between the two units. An eighth of an inch removed eight times quickly adds up to an inch. Just make sure that you randomly space the larger or smaller seams so that they aren't obvious, and you're good to go.



*Cracked Pots from Miss Rosie's Farmhouse Favorites – This quilt features three pieced borders surrounding a center of Courthouse Steps blocks.*



*Stella Blue features a flying-geese border with half-square-triangle cornerstones*

## Recipe Corner

With Christmas around the corner I thought I would give you a few holiday recipes to try from the Quilter's Christmas Cookbook. One Entrée and one Dessert.

### Christmas Eve Cornish Game Hens

#### Ingredients

- 4 Cornish game hens
- 2 cups brown sugar
- 2 cups orange juice
- 4 Tbsp. margarine or butter
- ½ tsp. allspice
- 2 tsp. dry mustard

#### Directions

1. Coat medium roasting pan with non-stick cooking spray. Place hens in roasting pan.
2. In saucepan mix together brown sugar, orange juice, margarine, allspice and mustard. Heat to boiling. Pour sauce over hens.
3. Bake at 375 degrees for 1 ¼ hours, basting occasionally.
4. Serve with wild rice and a vegetable medley.

## Pecan Delights

*Makes 6-8 dozen*

#### Ingredients

- 1 cup butter
- ½ cup sugar
- 1 Tbsp. water
- 1 tsp. vanilla
- 2 cups flour
- 2 cups chopped pecans
- Sugar to coat

#### Directions

1. Cream together butter and ½ cup sugar until light and fluffy. Blend in water and vanilla. Stir in flour and pecans and mix well.
2. Flour hands, break off pieces of dough, and shape like dates. Place one inch apart on ungreased cookie sheet.
3. Bake at 325 degrees for 25-30 minutes until very light brown. While still warm, roll cookies in sugar and place on rack to cool.

# Advertising



**BERNINA**  
**SEWING CENTER**

**Authorized BERNINA Dealer**

**In-Store Factory Trained Technician Service and Repairs on most Makes and Models**  
Classes - Notions - Threads - Books  
Fabrics and much more...

www.berninapaff.com      Email: berninatpa@aol.com

Hours: Mon - Thurs 10-6  
Fri 10-5  
Sat 9-4

**5405 E Fowler Ave  
Temple Terrace FL 33617  
813-969-2458**




**Pat Wilkinson**  
pipsqeak@verizon.net  
www.quilttilyouwilt.net  
727-862-6141

9609 Fulton Ave  
Hudson Fl 34667

Tues-Fri 10am-5pm  
Sat. 10am-3pm  
Fri 7pm-9pm

*Custom Machine Quilting  
Professional Embroidery*



14215 7th St.  
Dade City, FL 33523  
Mon - Sat 10-5  
Thurs 10-8

Fabric • Books • Patterns  
Notions • Classes • Gift Items

Owner: Donna Lillibridge      Ph: 352-518-0003  
Manager: Carol Bradshaw      Fax: 352-518-0022  
Website: quiltsoplumlane.net      Email: plumlanedl@cs.com

**Singer • Janome • Brother Sewing Center**



- Free Estimates
- We Service All Makes & Models
- Home Service Available
- FREE Lessons

**PLAZA OF THE OAKS  
8866 S.R. 52 & LITTLE RD.  
HUDSON**  
sjbsewing.com  
**727-868-3655**

**CHARLES GIACCHINO  
CATHERINE GIACCHINO**  
Open Mon - Fri 10 - 5  
Sat. 10 - 3

*Inspire!*  
Quilting  
Sewing

Lisa LaPointe V. P.      Lynn Habert President

Inspire! Quilting & Sewing, Inc.  
101 N Collins  
Plant City, FL 33563  
813 704 4867



at your side



www.inspirequilting.com  
www.facebook.com/inspirequilting



Store (813) 749-0888  
Lori Hoenemeyer – New Owner

- ☐ Pfaff sewing and embroidery machines.
- ☐ Husqvarna Viking sewing and embroidery machines.
- ☐ Sewing machine service and repair.

*A Fabric Crafting Store*

16541 Pointe Village Dr.  
Lutz, FL 33558

lori@scrapandsew.com  
www.scrapandsew.com

**A & A WHITE SEWING CENTER**  
AUTHORIZED BABY LOCK DEALER - MACHINE SALES AND SERVICE

**Sherrie & Mike Mauzy**  
3307 US Hwy 19  
Holiday, FL 34691  
727-232-6718




www.aawhitesewingcenter.com  
whitesewingcenter@gmail.com      facebook.com/sewhappy2016/

QUILTING • FABRIC • EMBROIDERY • CLASSES • AND MORE

**Donald Bunn's Machine Quilting**

**Donald Bunn**  
Owner/Operator

963 E. Wacker St.  
Hernando, FL 34442  
(352) 533-3027  
Dbunn4@Tampabay.rr.com



# Advertising

**Suwannee Valley Quilt Shoppe**  
 517 N Main Street, Trenton, FL (352) 463-3842

- ◆ Fabric & Classes
- ◆ Stained Glass
- ◆ Books & Supplies
- ◆ Antiques
- ◆ Machine Quilting
- ◆ Framing
- ◆ Cross Stitch
- ◆ Chocolatier

**Open Mon—Sat 10 to 4**  
[www.suwanneeshops.com](http://www.suwanneeshops.com)  
**Florida's Most Unique Quilt Shop**



**Visit our Suwannee Rose Café**  
 For lunch & pastries homemade daily

**A-WHITE SEW & VAC**

- Sewing Machines
- Vacuum Cleaners

**REPAIRS ON ALL MODELS**

Airport Plaza • 979 N. Suncoast Blvd. • Crystal River, FL 34429 • 352-563-5338  
 Paddock Park Village • 3101 S.W. 34th Ave. #802 • Ocala, FL 34474 • 352-854-0022  
 La Plaza Grande South • 980 Bichara Blvd. • The Villages, FL 32159 • 352-753-0219  
[ocalasewing.com](http://ocalasewing.com)

QUILTS, CLASSES, NOTIONS & MORE

XOXO

## GIGI'S

Fabric Shop

EST. 2013



Stop By 105 S. Moon Ave., Brandon, FL 33511  
 (We are behind the Isbell Chiropractic Center)

Brick & Mortar Shop Info/Classes  
[gigisfabricshop.com](http://gigisfabricshop.com)

Buy Online [xogigifabrics.com](http://xogigifabrics.com)  
 Ring 813-661-9000



**Rainbow's End**  
 QUILT SHOPPE

941 Broadway Street  
 Dunedin, Florida 34698  
 Phone: (727) 733-8572  
 Fax: (727) 736-0235

Tuesday	10 am – 5 pm
Wednesday	10 am – 8 pm
Thursday/Friday/Saturday	10 am – 5 pm
Sunday/Monday	Closed

[www.rainbowsendquiltshoppe.com](http://www.rainbowsendquiltshoppe.com)

## SEW & SAVE

**SALES & SERVICE**  
 JUKI & NECCHI DEALER

**TOWN SQUARE MALL**  
 3021 US 19 UNIT 270  
 SPRING HILL, FL. 34606

**352-684-5445**  
[WWW.SEWSAVE.NET](http://WWW.SEWSAVE.NET)



**RANDY KASBERG**  
[SEWSAVE@ATT.NET](mailto:SEWSAVE@ATT.NET)



**FABRIC Warehouse**  
 Husqvarna VIKING

Becky Garland - Owner  
 Allyson O. - Manager

**EPIC TEAM**  
 Marge, Brandon, Marie G.,  
 Marie L., Jasmin, Colleen

Website:  
[www.fabric-warehouse.net](http://www.fabric-warehouse.net)

Facebook:  
 Fabric Warehouse

Email  
[fwarehouse@tampabay.rr.com](mailto:fwarehouse@tampabay.rr.com)

**Husqvarna VIKING**  
**FABRIC WAREHOUSE**  
 Husqvarna Viking Authorized Dealer

3030 North Florida Ave  
 Lakeland, FL 33805  
 Corner of Griffin & North Florida Ave

Phone (863) 680-1325

Monday - Saturday 10 am - 5:30 pm  
 Over 4,000 bolts of fabric  
 "A Truly Unique Shopping Experience!"



**Happy Apple Quilts**  
 FLORIDA  
 QUILTING CENTER

M - F 10 - 5  
 Tue 10 - 7  
 Sat 10 - 3

Full Service Quilt Shop and  
 Longarm Quilting Training Facility  
 Fabric, Thread, Notions and Classes!



**INNOVA**  
 Innovative Quilting Systems

Sales, Service, Classes, Machine Rental

13013 W Linebaugh Av, Tampa

[www.HappyAppleQuilts.com](http://www.HappyAppleQuilts.com) 813-925-9037  
[www.FloridaQuiltingCenter.com](http://www.FloridaQuiltingCenter.com) 813-855-2857