



Hernando Quilters' Guild Newsletter

November/December 2017



Website: www.hernandoquiltersguild.com

President's Message



Greetings My Quilting Friends,

This is the last Newsletter for the year 2017 and the end of my first year as President. I must say, it has been a very hectic year and at times, quite overwhelming with various other guild responsibilities as well!

The Holidays are almost here and the hustle and bustle begins with the Christmas luncheon on the 7th of December, and last minute gift-making of quilted items for relatives and friends.

January will ring in the New Year with a busy season of various Quilt Shows to attend, more quilt shop trips, the February Challenge, Karen Pilon's Mystery Quilt Project and the March Retreat.

Work on the Opportunity Quilt, which was apply named (Roses Of Hernando) has begun as well. A Paper-Pieced Pattern has been decided upon by the committee and pattern/fabric packets (\$5.00 each) will be available soon to anyone who wishes to volunteer to do a block. There will be some times set aside at the Enrichment Center, yet to be determined, to work on the blocks and get help from more experienced paper piecers.

The annual Retreat Sign-up forms are already being handed in with payments to hold your spot. We will be able to accommodate 48 members with 9 rooms available in the Cyprus Lodge (3 to a room) and 7 rooms in the Cedar Lodge (3 to a room) A large sewing room in the Cyprus will be available and a smaller sewing room in the Cedar. Collection of money and room assignments is being handled by Ava Rossler and Denise Jolliffe. The Retreat Coordinator this year is myself with the assistance of Bev Abenante, Ava and Denise. I will be handling all communication with the facility, payments, Bingo prizes, door prizes, and with the help of Ava, Denise, Bev, Sally and Millie, the sewing rooms setup.

So, until next time my quilting friends... Remember: **"People who start projects and never finish them are cooler than people who never start projects."** (yes, I'm one of the coolest gals you'll ever meet!)

Fondly – Your President,
Barb Theriault

Officers/Committee Chairs

2017/2018

President	Barb Theriault
1 st Vice Pres.	Nancy Jenkins
2 nd Vice Pres. (Programs)	Sally Marra, Millie Singleton
Secretary	Beverly Abenante
Treasurer	Sharon Didden
Quilt Shop Advertising	Beverly Brown
Quilt Trips	Tekla Bell
Block/Month	Marilyn Ryder
Veteran's Quilts	Brigitte Kasm
Yard Sale Table	Donna Bleier
2018 Retreat	Barb Theriault/Bev Abenante
Birthdays	Bonnie DeFranco
Fat Quarter Drawing	Judy Thew/Tekla Bell
50/50/Food Bank	Esther Feil
Mystery Prize	Lucy VanLiew
Membership	Alma Martin
Newsletter/Advertising	Barb Theriault
Communications/Web Liaison	Barb Theriault
Sunshine	Shirley Kerstetter
Webmaster	Dave Curtis

2017 Fat Quarter Schedule

January	Red/White/Pink or Hearts
February	Greens or Shamrocks
March	Reproduction or Look-alikes (i.e. Civil War, 1800's, 1930's, or Shirtings)
April	Spring Colors (Tone on Tone, Reading Solid)
May	Batiks Only
June	Red/White/Blue
July	Black, Grey or White
August	Beige/Tan/Neutral
September	Stripes or Plaids
October	Fall Colors
November	Christmas Theme
December	No Exchange

Happy Birthday

NOVEMBER

Pauline Galloway 1
Laurie Pearce 4
Bonnie Hibbard 6
Lucy Van Liew 7
Ruthanne McGookey 13
Rosemary Willett 14
Betty Johnson 18
Bonnie DeFranco 18
Charlene Brodeur 20
Barbara Theriault 20
Donna Muro 24
Paula Lawery 25
Beverly Abenante 26
Pat Siddons 26

**DECEMBER**

Michele Raible 3
Karen Pilon 8
Linda Gennaccaro 8
Judith Silva 11
Karen Hansen 11
Sharon Didden 27
Gayle Keenan 31

**FIELD TRIPS**

The Guild has planned the following trip for January, 2018

Friday, November 10th, 2017

Trip to GiGi's CANCELLED.

Friday, January 19th, 2018


A Group trip to Marketplace 2018 (The One Stop Shop Hop) at the Rohan Recreation Center, 850 Kristine Way, Wildwood, FL 34785. Over 30 vendors specializing in all things related to sewing, quilting, stitching and more! Scissor Sharpening, Demos and Prizes by Quilt Guild of the Villages. Admission \$5.00. We will meet at 9:00am at Publix 41 & 50.

If you have any questions, call Tekla Bell (727) 863-8504 or Cell: (315) 254-1676

Let **Shirley Kerstetter**, our **SUNSHINE LADY**, 352-686-9057, know about the needs or illnesses of our members.

• Long Arm Quilting Service • Machine Embroidery Supplies

**Nana's
Quilt Shop**



• Fabrics • Notions

Owners
Coleen Poole
Mary Russell

Monday - Friday 10-5
Saturday 10-4
nanasquiltshop.com

• Classes • Kits

18851 Cortez Blvd.
Brooksville, FL 34601
352-796-0011

Raffle Block of the Month Schedule 2017/2018

Preview	Distribute Kits	Raffle	Presented By	Pattern
Aug	Sept	Oct	Ruthanne McGookey	Flower Pot
Sept	Oct	Nov	National Contest Paducah	New York Beauty
Oct	Nov	Jan	Snowball Block	Lecien USA Inc
Nov	Jan	Feb	Crazy Heart	The Tuesday Hearts Block 17
Jan	Feb	Mar	Celtic Knot	Ireland QBOM



* See Marilyn Ryder to sign up

Meeting Type	Day	Date	Place	Time
Board Meeting	Wed	10/25/17	Enrichment Center	9:30
Guild Meeting	Thurs	10/26/17 Pot Luck	Jerome Brown Comm. Ctr.	9:30
Board Meeting	Wed	11/15/17	President's Home (8181 Weatherford Ave, Brooksville, FL)	9:30
Guild Meeting	3 rd Thurs	11/16/17	Jerome Brown Comm. Ctr.	9:30
Christmas Luncheon (no regular meeting)	Thurs	12/7/17	Silverthorn Country Club	11:30
Board Meeting	Wed	1/24/18	Enrichment Center	9:30
Guild Meeting	Thurs	1/25/18	Jerome Brown Comm. Ctr.	9:30
Board Meeting	Wed	2/21/18	Enrichment Ctr.	9:30
Guild Meeting	Thurs	2/22/18 (Challenge Due)	Jerome Brown Comm. Ctr.	9:30

NEWSLETTER: Call or send any information, suggestions, correspondence, tips, or sayings dealing with quilting to **Barbara Theriault, 8181 Weatherford Ave., Brooksville, FL 34613**; e-mail: btheriault1@tampabay.rr.com; or call 352-597-8816 or Cell: 678-793-5335. Next deadline is **December 10, 2017**.

GUILD NEWS AND NOTES



- ❖ **2017 CHRISTMAS LUNCHEON** – A sign-up sheet will be available at the October meeting to sign-up and pay your \$25.00 for the Luncheon to be held at Silverthorn Country Club on December 7, 2017. Menu choices will be Beef or Turkey or a Vegetarian dish. ***We will have a Chinese Auction this year and Nancy is asking for the members to start bringing in items for the Auction.***

- ❖ **2018 GUILD CHALLENGE - “MY FAVORITE (Blank)”** – As the winner of Best of Show for the 2017 Guild Challenge, Linda Woytisek, with the help of Shirley Kerstetter and Ellen Green, has chosen the subject for the February, 2018 Challenge. The subject is “**MY FAVORITE (Blank)**” The idea is to make a quilt representing ONE of your favorite things. It could be Pet, Broadway Musical/Play, Movie, Vacation, Flower, Dessert, Hobby, Song, Sport, just to name a few. The possibilities are endless, so choose what you like the best. You can use any color scheme, fabric, and embellishments if you wish. Get your creative juices flowing. We would like to have a large participation. Linda Woytisek will have a sign-up form at each meeting for you to enter/sign-up your quilt so she can get a count of how many quilts she will need to hang on the day of judging. If you have any questions, call Linda Woytisek (352) 666-1770 or e-mail her at 35april76@gmail.com.

- ❖ **2018 LAKEWOOD RETREAT – MARCH 5 – 8, 2018**– Our annual Quilt Retreat for 2018 will again be at Lakewood Retreat Center, 25458 Dan Brown Hill Rd., Brooksville, FL, March 5th to 8th. Remember the retreat covers a room with two single beds and one double bed, with a private bathroom. We will be using two buildings. Meals will be served Buffet style and we will have two sewing rooms, one very large room and one smaller room. The cost per quilter this year will be \$160.00 due to a raise in rates and an additional tourist tax we had not been paying in the past due to their error. We will again have the option of paying the entire fee, or a breakdown of 3 payments with the first due by October meeting, 2nd payment in November and final in January. Sign-up forms were e-mailed out in Mid-July and hard copies available at each meeting since July. We were able to get two extra rooms in the Cedar this year allowing for a total of 48 quilters if necessary. The Retreat is already filling up fast so get in your money and forms. Your forms should be mailed to Ava Rossler or handed in at the October meeting with first payment. She and Denise Jolliffe are going to handle receiving the sign-up forms and collecting the money as well as room assignments. Your Co-Chairs this year will be Barb Theriault and Bev Abenante. Several people have signed up for various duties for the retreat which should make things run smoothly. Ruthanne McGookey will be doing her “Block Of The Day” again this year and we will be lining up at least one other person (possibly Ava Rossler) to teach something at the Retreat. More info on that to follow. Final correspondence with complete agenda, times, etc. will be e-mailed out in February. Also due by the February, 2018 meeting at the latest, we will need your sealed envelope with your contact/medical info to hold during the retreat in case something should go wrong.

❖ **2018 OPPORTUNITY QUILT**

A raffle quilt pattern has been selected and the process will begin with packets being handed out at the October meeting for each member volunteer to sign-up and make a block. The original paper-pieced pattern block size is 9 ½ so more blocks will be made in order to create a queen sized quilt. Tekla Bell, Linda Woytisek and Kathy Chapman donated the cream colored **Batik** background fabric for the blocks and borders. Bonnie DeFranco is donating a new king sized batting for the quilt. Louise Isabelle, an excellent long arm quilter, has volunteered to do the quilting. We will decide on the backing fabric later. *(See the picture on the right of the quilt pattern.)*

There will be a sew in on November 8th to start off the piecing of the blocks. A guild member who is more familiar with paper-piecing will be available for questions and help. Our goal is to complete this quilt by mid-winter 2018 and begin selling tickets at various places by volunteers at different shops/venues. We would like to raffle the quilt off at **the November, 2018** guild meeting in order to have some substantial income to offset costs of planning a 2019 November Quilt Show which is in the discussion stages. Ideally, we would love to make another quilt before 2019 to raffle off at the Quilt Show as well. More info on that at a later date.





Calendar of Classes/Meetings



Please Note: Larger classes may need to be held at the Quarry. We will determine after checking the sign-up sheet if the number of students is too large for the Enrichment Center, we will notify you that the class location will be changed to the Quarry.

October 26th, 2017 – Thursday 9:30am – General Guild Meeting Jerome Brown Community Center, 99 Jerome Brown Place, Brooksville, FL. Off Cortez Blvd which becomes West Jefferson. **POT LUCK LUNCH**

November 8th, 2017 – Wednesday 10:00am – 3:00pm – Paper Piecing of the Opportunity Quilt Packets. Help will be available on paper piecing from Cindy Fitzgerald. **AT THE QUARRY.**

November 14th, 2017 – Tuesday 10:00am – 3:00pm – Paper Piecing – w/Ruthanne McGookey. Bayfront Enrichment Center.

November 16th, 2017 – Thursday 9:30am – General Guild Meeting Jerome Brown Community Center, 99 Jerome Brown Place, Brooksville, FL. Off Cortez Blvd which becomes West Jefferson.

November 28th, 2017 – Tuesday 10:00am – 3:00pm – Folded X-mas Trees – w/Ruthanne McGookey. Bayfront Enrichment Center.

January 9th, 2018 – Tuesday 10:00am – 3:00pm – Open at this time – TBD – Bayfront Enrichment Center

January 16th, 2018 – Tuesday 10:00am – 3:00pm – Mystery Quilt Part I w/Karen Pilon – to be held at the Quarry

January 23rd, 2018 – Tuesday 10:00am – 3:00pm – Hidden Wells w/Rosemary Willett – Bayfront Enrichment Center

January 25th, 2018 – Thursday 9:30 – General Guild Meeting Jerome Brown Community Center, 99 Jerome Brown Place, Brooksville, FL Off Cortez Blvd. which becomes West Jefferson.

January 30th, 2018 – Tuesday 10:00am – 3:00pm – Tissue Box Cover w/Denise Jolliffe – Bayfront Enrichment Center

February 13th, 2018 – Tuesday 10:00am – 3:00pm – Mystery Quilt Part II w/Karen Pilon – to be held at the Quarry.

February 20th, 2018 – Tuesday 10:00am – 3:00pm – Sweatshirt Jacket Part I w/Kathleen East– Bayfront Enrichment Center

February 22nd, 2018 – Thursday 9:30 – General Guild Meeting Jerome Brown Community Center, 99 Jerome Brown Place, Brooksville, FL Off Cortez Blvd. which becomes West Jefferson. **(QUILT CHALLENGE JUDGING)**


February 27th, 2018 – Tuesday 10:00am – 3:00pm – Open at this time TBD – Bayfront Enrichment Center

March 13th, 2018 – Tuesday 10:00am – 3:00pm – Mystery Quilt Part III w/Karen Pilon – to be held at the Quarry

March 20th, 2018 – Tuesday 10:00am – 3:00pm – Sweatshirt Jacket Part II w/Kathleen East– Bayfront Enrichment Center

March 22nd, 2018 – Thursday 9:30 – General Guild Meeting Jerome Brown Community Center, 99 Jerome Brown Place, Brooksville, FL Off Cortez Blvd. which becomes West Jefferson.


March 27th, 2018 – Tuesday 10:00am – 3:00pm – Strips/Hexagon w/Ruthanne McGookey– Bayfront Enrichment Center



14215 7th St.
Dade City, FL 33523
Mon - Sat 10-5
Thurs 10-8

Fabric • Books • Patterns
Notions • Classes • Gift Items

Owner: Donna Lillibridge Ph: 352-518-0003
Manager: Carol Bradshaw Fax: 352-518-0022
Website: quiltsoplumlane.net Email: plumlaned@cs.com



Brigitte's Quilting
Quilting is my passion

Brigitte Kasm
Quilter

14944 Lancer Road

H 1-727-379-0274/ C 1-727-207-2485
bkquiltpaws@hotmail.com
ETSY.com/ BrigittesQuilting



QUILT SHOWS/RETREATS



November 10, 2017 - ZEPHYRHILLS - EDYTA SITAR LAUNDRY BASKET QUILTS TRUNK SHOW

Presented by East Pasco Quilters, Inc. Edyta Sitar (Laundry Basket Quilts) will be doing a Trunk Show at St. Joseph's Catholic Church – Parrish Center, 38710 5th Ave., Zephyrhills, FL on Friday, November 10th from 6:00pm to 8:00pm. The cost is \$15.00 – general public. RSVP – jhan105127@aol.com 352-585-3584.

January 18th – 20th, 2018 Orlando, FL – Mancuso World Quilt Show

at the Orange County Convention Center, West Concourse - Hall E2, 9800 International Dr., Orlando, FL 32819. Thursday, January 18 10:00am to 5:00pm, Friday, January 19, 10:00am to 5:00pm and Saturday, January 20th, 10:00am to 5:00pm

January 19th – 20th, 2018 - Market Place 2018 – Presented by Quilt Guild Of The Villages

Location: Rohan Recreation Center, 850 Kristine Way, Wildwood, FL 34785. Friday 9-5 and Saturday 9-4. Spacious facility with more than 30 vendors specializing in all things related to sewing, quilting, stitching and more! Scissors Sharpening, Demos and Several Prizes!

January 26 & 27, 2018 - QUILT SHOW IN LAKELAND

Ladies of the Lakes: Quilters of Lakeland, Inc., present their quilt show on Jan. 26 & 27, 2018 at the First Presbyterian Church, 175 Lake Hollingsworth Dr., Lakeland from 10-4. Over 200 hundred quilts, vendors, appraisals, snacks & lunch will be made & served by our local Boy Scout group . For more info contact Jacqui Anderson: sewbizzy67@gmail.com or see www.ladiesofthelakes.org.

February 23 and 24, 2018 - QUILT SHOW IN MT. DORA

Our show is hosted at Lake Receptions, 4425 Highway 19A, Mount Dora, FL 32757. Join us to view almost 200 unique quilts and items on display. Shop at our many trend setting vendors and enjoy our large boutique. We have demonstrations of new techniques and products throughout the day and fashion shows each day around noon. Bring your quilts to have them appraised and your scissors to have them sharpened. Again we will have a silent auction of fine art, a mini-auction of hand-made creations, and a booth of quilts for sale. In the atrium, there are tables and chairs to relax and have lunch. Lake Receptions will have salads, sandwiches, sweets and drinks for purchase. Admission is \$8.00USA each day; parking is free and buses are welcome. Admission for groups of 25 or more is \$7.00USA. USA currency and checks are the only means of payment for guild items. Vendors accept credit and debit cards as well. Please direct email inquiries to this address: quiltshowchair@lakequiltguild.com.

February 23-24-25, 2018 WEST PASCO QUILTERS GUILD - QUILT SHOW IN NEW PORT RICHEY

Mark your calendar for our upcoming CELEBRATION of ALL THINGS QUILTS.... The West Pasco Quilters' Guild will be hosting our biennial show "Color My World" at the New Port Richey Recreation and Aquatic Center, 6630 Van Buren Street, NPR FL 34653. Show hours are 9-5 Fri-Sat and 10-4 Sunday Daily Admission Donation \$7 - Multi-day \$10..... Please visit our website for full details www.WestPascoQuilters.org or call Quilt Show Chairs Laura Vernola **727-857-3912**, Janie Franco **727-645-5314**

February 28th – March 3rd, 2018 Daytona AQS Show

To be held at: Ocean Center • 101 North Atlantic Avenue, Daytona Beach, FL 32118, Wed.–Fri., 9am–6pm, Sat., 9am–4pm For more information go to the AQS Quilt Week Website www.quiltweek.com/locations

March 2 – 3, 2018 Ocala, FL - Belleview Busy Bees 25th Anniversary Quilt Show

Silver Springs Shores Presbyterian Church, 674 Silver Road, Ocala, Florida Friday & Saturday, March 2 & 3, 2018 from 9-4pm Vendors, Boutique, Many Door prizes. Contact Pat at 352-292-4034 PAStratton29@gmail.com

March 15, 16 & 17, 2018 - SEWING & QUILT EXPO IN LAKELAND

Original Sewing & Quilt Expo returns to RP Funding Center (*formerly known as The Lakeland Convention Center*) for our annual Expo. Join us for creative classes, amazing quilt displays, and shopping, shopping, shopping! Lakeland is Florida's no stress destination with wonderful restaurants, convenient hotels, and plenty of parking.

Sign up for our email newsletter so you will be among the first to know when classes are available online. You can use this link www.sewingexpo.com/RequestInfo.aspx . Questions, call us at 800-699-6309.



Classes/Trips/Show & Tell

Trip To Tomorrow's Treasurers, Ocala – Sept 22, 2017

On September 22nd 14 of us took a trip to Tomorrow's Treasurers in Ocala, Florida. We were welcomed with open arms and of course, given a discount. Susan, the shop owner, also donated a prize for our retreat which is coming up in March. After our shopping experience we enjoyed lunch at Sammy's Italian Restaurant in Jasmine Square which was in walking distance of the shop.



Unfortunately, I forgot to take pictures of the event. I guess I need to tie a string around my finger as a reminder so better luck next time ladies.

Trip To Quilts On Plum Lane, Dade City – Oct 20, 2017

On October 20th the ladies took a trip to Quilts On Plum Lane. The shop gave us a 15% discount and the shop owner, Donna Lillbridge, was a pleasure to deal with and the staff very helpful. Donna donated a prize for our up-coming Retreat. We really enjoyed our visit. We separated for our lunch choices with some dining across the street at the Antique shop and Restaurant where we enjoyed soup and a Lobster Roll sandwich as well as a little antique doilies shopping, while others dined at Kafe Kokopelli's down around the corner. The ladies were enjoying the fabric shopping as you can see by their smiles. Love these trips!



There is still time to make a quilt for the challenge. Let's see those creations!

2018 Hernando Guild Challenge - "My Favorite (Blank)"

As the winner of Best of Show for the 2017 Guild Challenge, Linda Woytisek, with the help of Shirley Kerstetter and Ellen Green, has chosen the subject for the February, 2018 Challenge. The subject is **"MY FAVORITE (Blank)"**. The idea is to make a quilt representing **ONE** of your favorite things. It could be Pet, Broadway Musical/Play, Movie, Vacation, Flower, Dessert, Hobby, Song, sport, just to name a few. The possibilities are endless, so choose what you like the best. You can use any color scheme, fabric, and embellishments if you wish. Get your creative juices flowing. We would like to have a large participation. If you have any questions, see or call Linda Woytisek (352) 666-1770 or e-mail her at 35aprii76@gmail.com (Some Reminders Below to get your ideas flowing)



Categories: All – The quilts will not be judged by category this year, but all in one category.

Judging: 1st place, 2nd place, 3rd place and "Best of Show." We will try to bring in an outside judge this year and Guild members will just choose Viewer's Choice for a separate award. (More info on this in the fall)

Quilting: You must have hand or machine quilting on your quilt.

Size: No smaller than 16x16" and no larger than 45x60". If you are smaller, or larger than the specifications, **your quilt will not be judged.**

Due Date: February 22, 2018 – Guild Meeting

Rules: You are not allowed to use a quilt that has been made previous to this challenge. It must be made between February 23rd, 2017 and February 22nd, 2018. There will be a sign-up sheet when you turn in your quilt. **ALSO**, you must have your name on the back of your quilt.



Show and Tell (August & September)



Denise Jolliffe is showing her adorable "Tissue Box Cover" with the Lorelei Nurses fabric. She will be teaching a class on this on January 30, 2018 at the Enrichment Center.



Beth Kottmann is showing two quilts. Her Sunshine Table runner & placemats along with a really cute Baby Quilt. Great job Beth.



Another beauty by Louise Isabelle which she calls her Autumn Quilt! Puts you in the mood for fall!



Ava Rossler is showing her very colorful Star Wall hanging. Wonderful.



Vickie Collins made this adorable Giraffe Purse. How cute!



Gayle Keenan is displaying her Stripes & Squares quilt. I believe that was a class taught by Ava Rossler. Nice job Gayle.



Sally Cosenza is displaying her "disappearing arrow quilt," a class taught by Ava Rossler. Great!



Renee Lowdenslager made this really cute Ladybug Picnic Quilt. Nice job Renee.



Bev Abenante finally finished her mystery quilt. Ready to start another one in January Bev??



Tips and Tricks



Getting To The Point (Scissors)

(Excerpts taken from *Quilter's World* – April 2009)

Confused by all the scissors and shears on the market? Take a look at the ins and outs of various scissor types and select those best for your quilting needs. Nobody can have just one, and most quilters have quite a collection.

Scissors and Shears

Often used interchangeably, the terms scissors and shears actually refer to different tools. Scissors have two round handles with the blades in the center. Shears have one large and one small finger hole, and an offset blade that allows you to cut flat against a tabletop surface.

Generally, scissors are smaller than shears.

Cutting Options

Appliqué scissors have one regular blade and one large curved blade. They're often called duckbill or

pelican scissors because of their quirky appearance. The extended blade lifts the fabric to allow for clear, close cutting when trimming appliqués. Tips on the large blade may be blunt or pointed.

Buttonhole scissors offer a tightening screw to set the cutting distance for various buttonhole sizes, narrowing the chances of "Oops, I cut too far."



Mundial Buttonhole Scissors

Double-curved scissors are designed to reach over an embroidery hoop, allowing for very close cutting of stray threads.



Havel's Double-Curve Scissors



Havel's Appliqué Scissors

It's important to keep scissors and shears sharpened by a professional for long cutting life. There are also mail-order resources that will sharpen scissors for you if no local sharpening service is available.

Be careful to never cut pins, or drop your cutting tools. Clean cutting blades with a soft cloth – very carefully so as not to cut yourself.

Use tools only for their intended purpose. Don't cut paper with fabric shears, or vice-versa, and be sure other household members are aware of the scissor rules as well.

Scissors Continued


Dressmaker shears are the most popular cutting tools for sewers and quilters. They have a bent handle and an angled lower blade that can be placed flat against the table for cutting without lifting the fabric. Blade lengths vary from 5" to 10" or more.



Havel's Embroidery Scissors

Embroidery scissors have short blades, usually 3" to 4" long for snipping threads.

Hook-blade scissors have a hook on one blade that fits under stitches to sever them for the ripping process.



Mundial Dressmaker Shears

Electric scissors operate by direct current and/or battery and cut with moving blades and less effort than other scissors or shears. Some brands offer a charging station so the cutter can be used cordlessly.



Havel's Hook-Blade Scissors



My-T-Fine Electric Cutter

Lace-trimming scissors have blunt, rounded tips on both blades so as not to gouge laces when trimming adjacent fabrics, as in heirloom sewing.



Havel's Lace Trimming Scissors

"Two sewing machines were walking along the street towards each other. One said "Hey Brother". The other one turned, looked at him and said, "Janome?"





Tips and Tricks (Continued)



Getting To The Point – Page 2 (Excerpts taken from Quilter's World – April 2009)

Pinking shears have small zigzag cutting edges on their blades to finish seams without serging, or to add a decorative edge to a non-ravelly fabric like felt or fleece. Their cousins, scallop and wave shears, do the same thing, but with different patterning.



Mundial Pinking Shears



Fiskars Wave Shears

Rag scissors are designed with heavy-duty blades and a blunt tip to clip through multiple fabric layers to create the fringe on rag quilts.



Dritz Rag Scissors

Thread clip/snips may or may not have finger holes and they may be spring-action opening as well. Short blades allow for easy thread snipping.



Mundial Snippers

Trimming shears have short blades like embroidery scissors and are used for light trimming where a larger scissor would be cumbersome.



Mundial Trimming Scissors

Great Clips

Many companies sell cutting tools, and some offer additional features you may find helpful:

Commemorative scissors or shears are limited or special editions with a novelty design or coloration, often with a portion of profits going to a charitable organization, such as the National Breast Cancer Foundation.

Scissors Continued



Mundial National Breast Cancer Foundation Scissors



Gingher Roberta Commemorative Shears

Cushioned-handle scissors are designed for ergonomic comfort and to relieve cutting stress. In addition, the handles are non-slip.



Fiskars Softgrip Scallop Shears



Fiskars Softouch Shears

Extra-large finger holes are helpful for those with enlarged joints or larger hands who may find regular tools uncomfortable.

Left-handed shears are designed specifically for use by left-handed people to avoid having to turn scissors upside down for comfort.



Mundial Cushion Pro Shears

Lighted shears illuminate the cutting-blade area, offering improved visibility, especially if you're cutting in low-light areas.



Widget Products Lighted Shears

Non-stick coating is available on some cutting tools to help keep blades cleaner.

Reproduction scissors can take many forms, from filigree-embellished handles to stork shapes or other animals. Needlework enthusiasts like these scissors, as do collectors of sewing tools.



Mundial Golden Chanticleer Scissors



Mundial Stork Scissors



Mundial Florentine Scissors

In addition to the scissors and shears listed above, there are also several specialty types available for other craft use, such as rubber-stamping scissors, paper shears, etc.



Bear's Paw Quilting, LLC
Custom & Edge to Edge Longarm
Machine Quilting

Laurie Pearce
Longarm Machine Quilter

1292 Myers Road
Brooksville, FL 34602

Phone: 352-583-4705

Email: bearspawquilting@hughes.net

This & That

In order to put you in the spirit of the up-coming Holiday Season, I thought I would share this poem sent in by Betty Johnson

'Twas The Night Before Christmas Especially For Quilters

*T'was the night before Christmas,
And the quilts were not made.
The threads were all tangled, the cookies delayed.
The stockings weren't hung, the pantry was bare.
The poor weary Quilter, was tearing out her hair.
Stacks of fat quarters, tipped over in streams.
Visions of Log Cabins, had turned into dreams.*

*When what to her wondering eyes should appear,
But a bus full of quilters with all of their gear.
They went straight to work with just a few mutters,
Sorting and stitching and brandishing cutters.
The patterns emerged from all of the clutter,
Like magic the fabrics arranged in a flutter.
Log Cabins, Lone Stars, Flying Geese & Bear Tracks
Each quilt was a beauty – even the backs.*

*Her house how it twinkled, her quilts how they glowed.
The cookies were baking, the stockings were sewed.
Their work was all done, so they folded their frames,
And packed up their needles, without giving their names.
They boarded the bus, and checked the next address.
More quilts to be made, another quilter in distress.*

*She heard one voice echo, as they drove out of sight,
Happy quilting to all and to all a good night!*

Author Unknown



Recipe Corner

Stuffed Crescent Chicken Cobbler!!

Ingredients:

2 cups frozen southern-style diced hash brown potatoes (from 32-oz bag), thawed
1 1/4 cups milk...
1 can (10 3/4 oz) condensed cream of chicken soup
1 can (12 oz) Pillsbury® Grands®! Big & Flaky refrigerated crescent dinner rolls
2 1/2 cups shredded deli rotisserie chicken (from 2-lb chicken)
2 cups shredded Cheddar cheese (8 oz)
8 slices bacon, crisply cooked, crumbled
1/4 cup sliced green onions (4 medium)
Sour cream, if desired

Directions:

Heat oven to 350°F.

Spray 11x7-inch (2-quart) or 13x9-inch (3-quart) glass baking dish with cooking spray.

In medium bowl, mix potatoes, milk and soup; pour into baking dish.

Bake uncovered 15 to 20 minutes or until bubbly and thickened.

Meanwhile, separate dough into 8 triangles.

On wide end of triangles, evenly layer chicken and 1 cup of the cheese.

Roll up, starting at wide end, gently wrapping dough around chicken mixture and rolling to opposite point.

Carefully place rolls, point side down, over potato mixture.

Bake 20 to 25 minutes or until rolls are golden brown.

Sprinkle with remaining 1 cup cheese and the bacon.

Bake 2 to 4 minutes longer or until cheese is melted.

Sprinkle with onions.

Serve with sour cream.

Courtesy of Pillsbury



A Homemade spray starch Recipe for quilters submitted by Kathleen East to save you money on buying all those fancy starches.

Quilter's Moonshine (Homemade Spray Starch for quilters)

Mix together:

1 gallon distilled water

1/2 cup liquid starch [Sta-flo]

1 cup cheap vodka

Option: Add up to 4 teaspoons of essential oil for a scent. Shake well before using.

Advertising



BERNINA
SEWING CENTER


Authorized BERNINA Dealer

In-Store Factory Trained Technician Service and Repairs on most Makes and Models
Classes - Notions - Threads - Books
Fabrics and much more...

www.berninapaff.com Email: berninatpa@aol.com

Hours: Mon - Thurs 10-6
Fri 10-5
Sat 9-4

5405 E Fowler Ave
Temple Terrace FL 33617
813-969-2458




Pat Wilkinson
pipspeak@gte.net
www.quilttilyouwilt.net
727-862-6141

9609 Fulton Ave
Hudson, FL 34667

Custom Machine Quilting
Professional Embroidery

Tues-Fri 10am-5pm
Sat 10am-3pm
Tues, Thur and Fri
7pm-9pm



14215 7th St.
Dade City, FL 33523
Mon - Sat 10-5
Thurs 10-8

Fabric • Books • Patterns
Notions • Classes • Gift Items

Owner: Donna Lillibridge Ph: 352-518-0003
Manager: Carol Bradshaw Fax: 352-518-0022
Website: quiltsoplumlane.net Email: plumlanedl@cs.com

Singer • Janome • Brother Sewing Center



- Free Estimates
- We Service All Makes & Models
- Home Service Available
- FREE Lessons

PLAZA OF THE OAKS
8866 S.R. 52 & LITTLE RD.
HUDSON
sjbsewing.com
727-868-3655

CHARLES GIACCHINO
CATHERINE GIACCHINO

Open Mon - Fri 10 - 5
Sat. 10 - 3

Inspire! Quilting Sewing

Lisa LaPointe V.P. Lynn Haberl President

Inspire! Quilting & Sewing, Inc.
101 N Collins
Plant City, FL 33563
813 704 4867

brother
at your side
Anita Goodesign™
EMBROIDERY DESIGNS • EVENTS • EDUCATION

www.inspirequilting.com
www.facebook.com/inspirequilting



Store (813) 749-0888
Tess Pokorny (813) 846-6430
Terry Pokorny (813) 789-4327

A Fabric Crafting Store

16541 Pointe Village Dr. tess@scrapandsew.com
Lutz, FL 33558 www.scrapandsew.com

A & A WHITE SEWING CENTER
AUTHORIZED BABY LOCK DEALER - MACHINE SALES AND SERVICE

Sherrie & Mike Mauzy
3307 US Hwy 19
Holiday, FL 34691
727-232-6718




www.aawhitesewingcenter.com
whitesewingcenter@gmail.com facebook.com/sewhappy2016/

QUILTING • FABRIC • EMBROIDERY • CLASSES • AND MORE

Donald Bunn's Machine Quilting

Donald Bunn
Owner/Operator

963 E. Wacker St.
Hernando, FL 34442
(352) 533-3027
Dbunn4@Tampabay.rr.com



Advertising

Suwannee Valley Quilt Shoppe
 517 N Main Street, Trenton, FL (352) 463-3842

- ◆ Fabric & Classes
- ◆ Books & Supplies
- ◆ Machine Quilting
- ◆ Cross Stitch

Open Mon—Sat 10 to 4
www.suwanneeshops.com
 Florida's Most Unique Quilt Shop

- ◆ Stained Glass
- ◆ Antiques
- ◆ Framing
- ◆ Chocolatier



Visit our Suwannee Rose Café
 For lunch & pastries homemade daily

A-WHITE SEW & VAC

- Sewing Machines
- Vacuum Cleaners

REPAIRS ON ALL MODELS

Airport Plaza • 979 N. Suncoast Blvd. • Crystal River, FL 34429 • 352-563-5338
 Paddock Park Village • 3101 S.W. 34th Ave. #802 • Ocala, FL 34474 • 352-854-0022
 La Plaza Grande South • 980 Bichara Blvd. • The Villages, FL 32159 • 352-753-0219
ocalasewing.com

Rainbow's End
 QUILT SHOPPE

941 Broadway Street
 Dunedin, Florida 34698
 Phone: (727) 733-8572
 Fax: (727) 736-0235

Tuesday	10 am – 5 pm
Wednesday	10 am – 8 pm
Thursday/Friday/Saturday	10 am – 5 pm
Sunday/Monday	Closed

www.rainbowsendquiltshoppe.com

Becky Garland - Owner
 Melody Robson - Manager
 Diana Cammarata - Software Specialist

Husqvarna VIKING
FABRIC WAREHOUSE
 Husqvarna Viking Authorized Dealer

Website: www.fabric-warehouse.net
 Email: fwarehouse@tampabay.rr.com
 Facebook: Fabric Warehouse
 Etsy: Fabwarehouse
 Twitter: FabricWFanatics

3030 North Florida Avenue 33805
 Phone: (863) 680-1325
 (Corner of Griffin Rd. and North Florida Ave.)
 Lakeland, Florida
 Monday - Saturday 10am-5:30pm
 Over 4,000 Bolts Of Fabric
 "A Truly Unique Shopping Experience"

SEW & SAVE

SALES & SERVICE
JUKI & NECCHI DEALER

TOWN SQUARE MALL
 3021 US 19 UNIT 270
 SPRING HILL, FL. 34606

352-684-5445
WWW.SEWSAVE.NET

RANDY KASBERG
SEWSAVE@ATT.NET



QUILTS, CLASSES, NOTIONS & MORE
XOXO
GIGI'S
 Fabric Shop
 EST. 2013

Stop By: 105 S. Moon Ave., Brandon, FL 33511
 [We are behind the Isbell Chiropractic Center]
 Brick & Mortar Shop Info / Classes
gigisfabricshop.com
 Buy Online xogigifabrics.com
 Ring 813-661-9000

Happy Apple Quilts
FLORIDA
QUILTING CENTER

M - F 10 - 5
 Tue 10 - 7
 Sat 10 - 3

Full Service Quilt Shop and
 Longarm Quilting Training Facility
 Fabric, Thread, Notions and Classes!

INNOVA
 Innovative Quilting Systems

Sales, Service, Classes, Machine Rental
 13013 W Linebaugh Av, Tampa

www.HappyAppleQuilts.com 813-925-9037
www.FloridaQuiltingCenter.com 813-855-2857