



Hernando Quilters' Guild Newsletter

November/December 2016



Website: www.hernandoquiltersguild.com

President's Message



Dear Guild Members;

It's hard to believe we are already thinking about the Holidays and the 2017 New Year! I can't say I am sad to see the oppressive heat and humidity of this summer gradually fade away!

My Tenure as president is coming to a close. We have had some difficult challenges to overcome in the past two years. I would like to take this opportunity to thank the Guild Board for all their hard work. Nancy Nickel-Vice President, Sally Marra- 2nd Vice President, Mille Singleton-2nd Vice President, Beverly Abenante-Secretary and Sharon Didden-Treasurer. Beverly, Sharon and Nancy have had some serious family and personal health issues to deal with during their tenures but came through for us in the spirit of true quilters.

I also want to thank Barb Theriault for all her dedication to the tasks that she performs with our Newsletter, Webmaster set up, Guild Email Correspondence/Communication and Guild Trips.

I also want to thank all the volunteers who have made this Guilds' classes, meetings, events and community service a success because of their efforts. We will be honoring them at our December holiday party. How lucky we are to have dedicated people who volunteer at our meetings.

Thank you Alma martin-Membership, Esther Feil- 50/50 and Food Pantry, Lucy VanLiew-Mystery gift, Betsy Goker, who has just stepped down from Fat Qtr. Sales for a while. Kathleen East/Sharon Allard will take over that task. Thank you Judy Thew- Fat Qtr. Raffle and Tekla Bell, who took over while Judy was away, Marilyn Ryder-Block of the Month, Beverly Brown-Advertising and Shirley Kerstetter-Sunshine. Their efforts really add to the fun we have. I must express a special appreciation to those who have gone above and beyond in there service to our Guild. Bridgett Kasm, who spent countless hours using her talents to quilt and bind the many veterans quilts, and also Bobbi Lemay who bound quilts and helped to insure the quilts were delivered to the veterans.

Due to serious family health issues of some of our members, several ladies have stepped forward to graciously take over future events. Nancy Jenkins will coordinate the December Christmas party for Nancy Nickel, whose husband has been ill. Ava Rossler will coordinate the March retreat for Debbie McCabe, who's Mom is also seriously ill. Ava has continued to share her talents in doing classes at the Enrichment Center as well as teaching at our Retreats. Our prayers are with the Guild members and families who are dealing with serious health issues. At our October general meeting we will be asking for nominations from the floor for Board positions. Anyone can be nominated for any position. Current Board members interested in remaining are 2nd VP Programs-Millie Singleton, Secretary, Bev Abenante and Treas. Sharon Didden.

Barb Theriault has volunteered to be President and will continue the Newsletter as well. We need a Vice President and a 2nd VP-Programs to work with Millie, because she is a snowbird. Please consider being nominated at our October general meeting.

Vickie Collins is chairperson of the nominating committee and she and her committee have been making phones calls regarding the VP and 2nd VP positions. Please consider offering your talents to the Board.

We are ending our year with a new venue; Jerome Brown Community Ctr. in Brooksville. After our Sept. meeting which was held there, we had good, positive feedback.

Please enjoy the upcoming holidays and look forward to continuing our Guilds' goal of sharing friendship, activities and community service.

Happy sewing and Quilting,

Bonnie DeFranco, President

Officers/Committee Chairs 2016/2017

President	Bonnie DeFranco
1 st Vice Pres.	Nancy Nickel
2 nd Vice Pres. (Programs)	Sally Marra, Millie Singleton
Secretary	Beverly Abenante
Treasurer	Sharon Didden
Quilt Shop Advertising	Beverly Brown
Shows/Travel	Barb Theriault
Block/Month	Marilyn Ryder
Veteran's Quilts	Brigitte Kasm
Yard Sale Table	Leida Martinez
2017 Retreat	Ava Rossler
Fat Quarter Drawing	Judy Thew/Tekla Bell
Fat Qtr Sales	Sharon Allard/Kathleen East
50/50	Esther Feil
Mystery Prize	Lucy VanLiew
Membership	Alma Martin
Newsletter/Advertising	Barb Theriault
Communications/Web Liaison	Barb Theriault
Sunshine	Shirley Kerstetter
Charity Coordinator	Deborah McCabe
Webmaster	Dave Curtis

Remaining 2016 Fat Quarter Schedule

October	Fall Colors
November	Christmas Theme
December	No Exchange

Happy Birthday

NOVEMBER

Pauline Galloway 1
Laurie Pearce 4
Bonnie Hibbard 6
Lucy Van Liew 7
Ruthanne McGookey 13
Rosemary Willett 14
Betty Johnson 18
Bonnie DeFranco 18
Charlene Brodeur 20
Barbara Theriault 20
Donna Muro 24
Paula Lawery 25
Beverly Abenante 26
Pat Siddons 26

DECEMBER

Fran Spooner 3
Karen Pilon 8
Linda Gennaccaro 8
Louise Cernak 14
Sharon Didden 27
Elizabeth Goker 28
Joyce Swearingen 29
Gayle Keenan 31

**Raffle Block of the Month Schedule 2016/2017**

Preview	Distribute Kits	Raffle	Presented By	Pattern
Aug	Sept	Oct	Marilyn Ryder KCS*	Scrap Bag
Sept	Oct	Nov	Marilyn Ryder KCS*	Storm At Sea
Oct	Nov	Jan	KCS*	Mexican Star
Nov	Jan	Feb	KCS*	Greek Cross
Jan	Feb	Mar	KCS*	Long 9 Patch



* See Marilyn Ryder to sign up * Kansas City Star

FIELD TRIPS

The Guild has planned the following trips for January, February and March, 2017:

Friday, January 13, 2017

Trip to Suwannee Valley Quilt Shop, Trenton. Meet at 9:15am on Route 19 next to Hardee's.

Friday, February 17, 2017

Back by Popular Demand from snowbirds - Trip Reversed this time: Go to Rainbow's End first, 941 Broadway St., Dunedin, FL with lunch in Dunedin. Restaurant TBD later. Then on to Happy Apple Quilts, 13013 W. Linebaugh Ave., Tampa, FL. Meet at the end of Sam's Club Parking Lot on Cortez Blvd. at 9:00am

Friday, March 17, 2017

Trip to Quilts On Plum Lane, Dade City. Meet at 9:30am at Publix on route 50 and 41.

If you have any questions, call Barb Theriault at 352-597-8816 or Cell: 678-793-5335

Let Shirley Kerstetter, our **SUNSHINE LADY**, 352-686-9057, know about the needs or illnesses of our members.

Meeting Type	Day	Date	Place	Time
Board Meeting	Wed	10/26/16	Enrichment Center	9:30
Guild Meeting	Thurs	10/27/16	Jerome Brown Community Ctr.	9:30
Board Meeting	Wed	11/16/16	Enrichment Center	9:30
Guild Meeting	Thurs	11/17/16 (3 rd Week)	Jerome Brown Comm. Ctr.	9:30
Guild Christmas Lunch	Thurs	12/1/16	Silverthorne Country Club	11:00
Board Meeting	Wed	1/25/17	Enrichment Center	9:30
Guild Meeting	Thurs	1/26/17	Jerome Brown Comm. Ctr.	9:30
Board Meeting	Wed	2/22/17	Enrichment Center	9:30
Guild Meeting	Thurs	2/23/17 (Challenge Due)	Jerome Brown Comm. Ctr.	9:30

NEWSLETTER: Call or send any information, suggestions, correspondence, tips, or sayings dealing with quilting to **Barbara Theriault, 8181 Weatherford Ave., Brooksville, FL 34613**; e-mail: **btheriault1@tampabay.rr.com**; or call 352-597-8816 or Cell: 678-793-5335. Next deadline is **December 15, 2016**.

• Long Arm Quilting Service • Machine Embroidery Supplies

Nana's Quilt Shop

• Fabrics • Notions • Classes • Kits

Owners
Coleen Poole
Mary Russell

Monday - Friday 10-5
Saturday 10-4
nanasquiltshop.com

18851 Cortez Blvd.
Brooksville, FL 34601
352-796-0011

GUILD NEWS AND NOTES

- ❖ **NEW MEETING VENUE – Jerome Brown Community Center at 99 Jerome Brown Place, Brooksville, FL 34601.** We had our first meeting in September at our new Venue with really good feedback. We are sure we will be happy moving forward at our new meeting place. The Community Center is within the Tom Varn Park off Cortez Blvd. This venue is better suited to meet our member's needs. It is very spacious with good lighting, clean, air conditioned, wheel chair accessible and has an ADA compliant bathroom. It has ample parking including handicap, and they will also set up the tables and chairs for us! The information is also out on our website with directions and a map.

Directions From Spring Hill, Route 19 (Commercial Way)

Go East on Cortez Blvd/FL-50 toward the village of Brooksville. Stay straight on Cortez Blvd/FL-50 which becomes W Jefferson St/FL-50A. Turn right onto Darby Lane. Take the 1st right onto Jerome Brown Pl. 99 Jerome Brown Place is on the left and the Community Center is at the end of Jerome Brown Place.

- ❖ **2016 CHRISTMAS LUNCHEON** – The Christmas Luncheon will be held on December 1st, 2016 at **Silverthorne Country Club**. Arrival time will be 11:00am and lunch will be served at 12:00pm. The cost will be the same as last year, \$25.00. There will be two menu choices: Eggplant will be the vegetarian choice and the other will be Roast Turkey w/gravy and all the trimmings. There will also be Rolls & Butter and Pumpkin Cheesecake for dessert. Nancy Jenkins has offered to coordinate our Christmas luncheon for Nancy Nickel. She will be collecting donations starting now for the Chinese Auction at the Christmas Party. Let's dig deep and have a successful auction. If you have anything you can donate, please see Nancy Jenkins. Sign-up for the luncheon will start taking place by the October meeting.
- ❖ **2017 GUILD CHALLENGE - "COLOR"** – As the winner of Best of Show of the 2016 Guild Challenge, Shirley Kerstetter has chosen the subject for the February, 2017 Challenge. The subject is "**Color**". The idea is to choose complementary colors from the color wheel (any two colors directly opposite each other on the color wheel. Example: (Blue and Orange). You may use shades of the colors of your choice. Solid, Moda type or tone on tone small print. The possibilities are endless with such a broad category. Get your creative juices flowing. We would like to have a large participation. Just remember the rules. The quilt has to be made between February 25th, 2016 to February, 23rd, 2017. Size should be no smaller than 16x16 and no larger than 45x60. You must put your name on the back of the quilt, or it will not be judged. The quilts will be judged at the February 23rd, 2017 Guild Meeting.
- ❖ **2017 LAKEWOOD RETREAT – MARCH 6 – 9, 2017** – Our annual Quilt Retreat for 2017 will again be at Lakewood Retreat Center, 25458 Dan Brown Hill Rd., Brooksville, FL, March 6th to 9th. Remember the retreat covers a room with two single beds and one double bed, with a private bathroom. As far as we know now we will have the place to ourselves, so we will be using two buildings. Meals will be served Buffet style and we will have two sewing rooms, one very large room and one smaller room. The cost will be \$145.00 per quilter and sign-up and first payment will be in October. Ava Rossler has stepped up to organize our Retreat this year because Debbie McCabe's Mom is very ill. Debbie will still help out, plus volunteers not yet announced. The Registration Form will be available at the October meeting and also e-mailed to everyone. Again there will be a choice of 1 payment of \$145.00, 2 payments of \$72.50 or 3 payments of \$48.33 beginning with sign-up in October, then next in November and final payment due at the January meeting. As time goes on there will be more info.



My Creative Stitches South

www.mycreativestitches.net
*To Quilt is Human
 To Finish is Divine*

*Talk to me about finishing your quilt
 using new and innovative designs*

Jamie
 stitch0818@gmail.com
 10211 Porch St
 Trinity FL, 34655


727-372-3683
 Featuring A Statler Stitcher

Brigitte's Quilting
 Quilting is my passion

Brigitte Kasm
 Quilter

14944 Lancer Road

H 1-727-379-0274/ C 1 -727-207-2485
 bkquiltpaws@hotmail.com
 ETSY.com/ BrigittesQuilting





Calendar of Classes/Meetings



Please Note: Larger classes may need to be held at the Quarry. We will determine after checking the sign-up sheet if the number of students is too large for the Enrichment Center, we will notify you that the class location will changed to the Quarry.

October 11th, 2016 – Tuesday 10:00am – 3:00pm – Part I – Paper Pieced Table Runner-Taught by Cindy Fitzgerald (a Judy Niemeyer Pattern (You will need to buy the pattern)) Bay front Health Brooksville Enrichment Center, Bring Lunch, or you can purchase a lunch in the café at a discount. More Info to follow.

October 18th, 2016 – Tuesday 10:00am – 3:00pm – Part II – Paper Pieced Table Runner-Taught by Cindy Fitzgerald Bay front Health Brooksville Enrichment Center, Bring Lunch, or you can purchase a lunch in the café at a discount. More info to follow.

October 25th, 2016 – Tuesday 10:00am – 3:00pm – Sampler Quilt Blocks 7 & 8 taught by Millie Singleton Bay front Health Brooksville Enrichment Center, Bring Lunch, or you can purchase a lunch in the café at a discount

October 27th, 2016 – Thursday 9:30am General Guild Meeting Jerome Brown Community Center, 99 Jerome Brown Place, Brooksville, FL. Off Cortez Blvd which becomes West Jefferson.

November 8th, 2016 – Tuesday 10:00am – 3:00pm – 3D Christmas Tree taught by Ruthanne McGookey Bay front Health Brooksville Enrichment Center, Bring Lunch, or you can purchase a lunch in the café at a discount

November 15th, 2016 – Tuesday 10:00am – 3:00pm – Round Storage Caddy taught by Charlene Brodeur and Darla Matthews Bay front Health Brooksville Enrichment Center, Bring Lunch, or you can purchase a lunch in the café at a discount

November 17th, 2016 – Thursday 9:30am General Guild Meeting Jerome Brown Community Center, 99 Jerome Brown Place, Brooksville, FL. Off Cortez Blvd which becomes West Jefferson.

December 4th, 2016 - Guild Christmas Luncheon at Silverthorn Country Club starting at 11:00 with lunch served at 12:00.

January 10th, 2017 – Tuesday 10:00am – 3:00pm Mystery Quilt Part I w/Darla Matthews and Karen Pilon. Sign up for Pattern in October – Cost \$5.50. Location for class – Quarry Enrichment Center. Bring your lunch.

January 17th, 2017 – Tuesday 10:00am – 3:00pm – Table Runner w/Linda Godlewski. Bay front Health Brooksville Enrichment Center, Bring Lunch, or you can purchase a lunch in the café at a discount

January 24th, 2017 – Tuesday 10:00am – 3:00pm – Photo Holder w/Rosemary Willett. Bay front Health Brooksville Enrichment Center, Bring Lunch, or you can purchase a lunch in the café at a discount

January 26th, 2017– Thursday 9:30am General Guild Meeting Jerome Brown Community Center, 99 Jerome Brown Place, Brooksville, FL. Off Cortez Blvd which becomes West Jefferson.

February 14th, 2017 – Tuesday 10:00am – 3:00pm Mystery Quilt Part II w/Darla Matthews and Karen Pilon. Sign up for Pattern in October. Location for class – Quarry Enrichment Center. Bring your lunch.

February 21st, 2017 – Tuesday 10:00am – 3:00pm Jacket Part I w/Bonnie Holliday. Bay front Health Brooksville Enrichment Center, Bring Lunch, or you can purchase a lunch in the café at a discount

February 23rd, 2017– Thursday 9:30am General Guild Meeting Jerome Brown Community Center, 99 Jerome Brown Place, Brooksville, FL. Off Cortez Blvd which becomes West Jefferson. **(Challenge Quilts Due)**

February 28th, 2017 – Tuesday 10:00am – 3:00pm Jacket Part II w/Bonnie Holliday. Bay front Health Brooksville Enrichment Center, Bring Lunch, or you can purchase a lunch in the café at a discount



QUILT SHOWS/RETREATS



November 4th and 5th Quilt Show in Ocala – Country Roads Quilt Show – Down a Country Road of Quilts Friday and Saturday, November 4 and 5, 2016 9:00am to 4:00pm. Location: College of Central Florida, Ewers Century Center, 3001 SW College Road (SR 200), Ocala, Florida. One mile east of I-75 – Exit 350. Admission \$7.00. Free parking. 200 + Quilts and traditional art. Raffle Baskets, Art Quilts, Boutique (hand-made items perfect for Christmas gifts) Demos, Silent Auction, Quilt Appraiser.

January 19 – 21, 2017 – Mancuso Show – World Quilt Florida – Orlando, Florida
Orange County Convention Center West Concourse - Hall E2, 9800 International Dr. Orlando, FL 32819 Merchants Mall/Quilt Show Hours: Thursday, Friday & Saturday (19th to 21st) 10:00am – 6:00pm. World Quilt Florida features an exciting Merchants Mall offering the best in fabrics, notions, machines, contemporary and antique quilts, textiles, quilting supplies, books, sewing related craft items, kits, clothing and much, much more! More info on website: www.quiltfest.com.



January 27 - 28, 2017 – Quilters' Guild of the Villages "Showcase Of Quilts" Quilting 'Round the Square - Friday 9 – 5 and Saturday 9 – 4, The Savannah Center, 1545 North Buena Vista Blvd., The Villages, FL 32162. Website: www.QGOTV.org

January 27 - 28, 2017 – Quilters' Crossing, Inc. – Quilt Guild of Palm Harbor Presents: "Quilting Under the Palms" Friday and Saturday, January 27 & 28, 2017. 9:00am to 4:00pm. Admission \$7.00 for one day, or \$10.00 for 2 days. Location: Countryside Recreation Ctr., 2640 Sabal Springs Drive, Clearwater, FL 33761. Featuring 200+ quilts; vendors; couture, décor & more; demos; boutique; door prizes; small quilt auction, raffle quilt and opportunity quilt. Raffle Baskets – one with a featherweight sewing machine. Drawing for a free sewing machine from Sue's Bay Area Sewing. For more info: QCQuiltShow@gmail.com or visit Quilter's Crossing Website: www.quilterscrossing.net

February 24-25, 2017 – Applique In Tampa Bay – sponsored by: Feather Princesses, Inc. "Applique In Tampa Bay IV – Spring Fling Quilt Show. Hours: Friday 10:00am to 5:00pm and Saturday 10:00am to 4:00pm. Location: Higgins Hall, St. Lawrence Catholic Church, 5221 N. Himes Avenue, Tampa, FL 33614. Admission \$8.00. Hundreds of Appliqued Quilts on Display! Vendor Mall, Mini Quilt Auction, Opportunity Quilt, Boutique, Gift Baskets, Café – Serving lunch Friday and Saturday. For more info: Laura Brooker at: laurajbr@mac.com.

February 24-25, 2017 – Lake County Quilters Guild Show – Mt. Dora - Location: Lake Reception, 4425 Hwy. 19A, Mount Dora, FL 32757. 200 unique quilts and items on display. Shop at our many trend setting vendors and enjoy our large boutique. We have demos of new techniques/products throughout the day. Quilt Appraisal available and scissor sharpening. A silent auction of fine art, a mini-auction of hand-made creations, and booth of quilts for sale. In the atrium, there are tables and chairs to relax and have lunch. There will be salads, sandwiches, sweets and drinks for purchase. Admission is \$7.00; parking is free and buses are welcome. Admission for groups of 25 or more is \$6.00. USA currency and checks are the only means of payment for guild items. Vendors accept credit and debit cards as well. For more info: quiltshowchair@lakequiltguild.com.



Bear's Paw Quilting, LLC
*Custom & Edge to Edge Longarm
 Machine Quilting*

Laurie Pearce
 Longarm Machine Quilter

1292 Myers Road
 Brooksville, FL 34602

Phone: 352-583-4705

Email: bearspawquilting@hughes.net



Store (813) 749-0888
 Tess Pokorny (813) 846-6430
 Terry Pokorny (813) 789-4327

A Fabric Crafting Store

16541 Pointe Village Dr.
 Lutz, FL 33558

tess@scrapandsew.com
www.scrapandsew.com

A Trip To Inspire Quilting & Sewing

September 16, 2016

The collage consists of five photographs. The top left photo shows a two-story brick building with a large mural on its side. The mural depicts a landscape with trees and a body of water. Above the mural, the words "THE HEART OF PLANT CITY" are visible. The top right photo shows the interior of a quilt shop. Shelves are filled with various fabrics and quilts. A sign on the wall reads "Inspire!". The bottom photo shows a group of six women standing in front of a dark-colored car. They are all smiling and dressed in casual summer attire. The women are of varying ages and are standing close together for the photo.

Some Show & Tell





Show & Tell/This & That



Show & Tell - Continued



Ava Rossler made this beautiful quilt for a friend. Lucky friend. Nice job Ava.



Beverly Abenante has been busy lately making the 3 quilts above. Twister Table Runner, Embroidered Basket Quilt and her embroidered angel block by Crabapple Hill. Wonderful job Bev!



Bev is helping Kathy Chapman show off her beautiful Bed Runner Quilt. So colorful. Great job Kathy.

Paula Lawery, who has been a member of our Guild for over 20 years is showing a beautiful landscape quilt she made of a lighthouse scene. It was originally meant to be entered in our challenge of "Water," but Paula was ill and did not get into the challenge in time. Outstanding job.



Recipe Corner

Pretty Autumn Soup Recipe

Carrots, squash and sweet potato combine to make a healthy and colorful soup, which I especially enjoyable in the fall.

TOTAL TIME: Prep: 15 min. Cook: 20 min. YIELD: 6 servings

Ingredients

- 2-1/2 cups cubed peeled butternut squash
- 1 large sweet potato, peeled and cubed
- 3 medium carrots, sliced
- 1/4 cup thawed orange juice concentrate
- 3 cups fat-free milk
- 1/4 teaspoon salt
- 1/4 teaspoon pepper
- 3 tablespoons reduced-fat sour cream
- 2 tablespoons minced chives
- 1 tablespoon sesame seeds, toasted



Directions

1. Place the squash, sweet potato and carrots in a steamer basket; place in a large saucepan over 1 in. of water. Bring to a boil; cover and steam for 12-16 minutes or until tender. Cool slightly. Transfer to a food processor; add juice concentrate. Cover and process until smooth.
2. Transfer to a large saucepan; stir in the milk, salt and pepper. Cook and stir over low heat until heated through (do not boil). Top each serving with 1-1/2 teaspoons sour cream, 1 teaspoon chives and 1/2 teaspoon sesame seeds. Yield: 6 servings.

Hearty Potato Soup Recipe

TOTAL TIME: Prep: 10 min. Cook: 30 min. YIELD: 8-10 servings

Ingredients

- 6 medium potatoes, peeled and sliced
- 2 carrots, chopped
- 6 celery ribs, chopped
- 8 cups water
- 1 onion, chopped
- 6 tablespoons butter, cubed
- 6 tablespoons all-purpose flour
- 1 teaspoon salt
- 1/2 teaspoon pepper
- 1-1/2 cups 2% milk



Directions

1. In a Dutch oven, cook the potatoes, carrots and celery in water until tender, about 15-20 minutes. Drain, reserving liquid and setting vegetables aside.
2. In the same pan, sauté onion in butter until tender. Stir in the flour, salt and pepper; gradually add milk. Bring to a boil, cook and stir for 2 minutes or until thickened. Gently stir in cooked vegetables. Add 1 cup or more of reserved cooking liquid until soup is desired consistency. Yield: 8-10 servings (about 2-1/2 quarts).





Quilt History



America's Quilting History Crazy Quilt History: A Victorian Craze

By: Judy Anne Breneman

Source: <http://www.womenfolk.com/>

1876 Philadelphia Centennial Exposition was a big event in Victorian society. One of the most popular exhibits was the Japanese pavilion with its fascinating crazed ceramics and asymmetrical art.

The Birth of the Crazy Patchwork Quilting Craze



Women were eager to incorporate this new look into their quilts and with the help of popular women's magazines the making of crazy quilts became quite the rage. Creativity was wide open with women sewing asymmetrical pieces of fabric together in

abstract arrangements. This enthusiasm for this quilting fad continued until about 1910.

Early quilts made in the crazy style were more show pieces than functional and were often made as smaller un-quilted "lap robes" that were used to decorate the parlor. They were fitting showpieces for the lavish interior decoration of the day. These quilts were usually made using velvet, silk and brocade fabric, cut and pieced in random shapes. What a perfect way for women to show off their needlework skills! Using silk thread, women placed lovely decorative stitches on each seam. Intriguing names like feather, herringbone, fly and chain describe just a few of the intricate stitches. The imagination and skill of the seamstress was the only limit.

Each Quilting Patch Carefully Planned

To the Victorians the word "crazy" not only meant wild but also broken or crazed into splinters; a good description of the look the various triangles and other odd shapes gave to these quilts. Although crazy style quilts may appear haphazard they were carefully planned. Hours were spent cutting shapes and trying out various arrangements of the pieces before sewing. The following quote from an 1883 article in "The Chester Times", Chester, PA. gives an idea of how they were made.

"If your pieces are of good size, and all fresh and handsome, one way is to cut out blocks of cotton cloth, either square or diamond-shape. Cut enough blocks to make the quilt the desired size, then paste on the pieces of silk, satin, or velvet; lap the edges and turn the upper one under; then cover every seam with feather-stitch, cross-stitch, or any fancy stitch you can invent."

Crazy Quilt Embroidery

We find a great variety of stitching styles and embroidered motifs on these quilts; sometimes small pictures were even painted on the fabric. Animals and flowers seem to be the favorite embroidery themes. Some quilters believed that embroidering a spider on its web would bring good luck to the quilter. Crazy quilts occasionally included embroidered verses and information recording family events.

Publications Promoted All This Craziness

Women's magazines of the time published embroidery patterns and offered ideas to be used on the new "crazies". Playing on the word crazy they gave plans for "crazy" tea parties using mismatched invitations and other "crazy" themes. Some articles even suggested that women should be careful as not to go "crazy" while working on these quilts. Making a crazy quilt was also popular for fundraising. Sometimes churchwomen would write to famous people asking for a piece of clothing that could be incorporated into the quilt they were making to raise money to help the missionaries, build a new church or other worthy cause. What a great conversation piece such a quilt would be!

Crazy Quilting Was Not Just For Those Who Could Afford Fine Silks



Originally these quilts were made by those women in the wealthy classes who had the time and the money for the expensive fabric. Before long, other women got in on the fad and found ways to make their own crazies. Some were made from the fancy clothing of the day that had been discarded or passed on to less affluent relatives. Also packets of silk scraps from mills and factories were sold

inexpensively through mail order were sold making this style of quilting affordable for more women. After 1900, women adapted their crazy quilting to using such fabric as flannels, denims and other cottons.

They did not always put decorative stitching on these quilts; instead they were often simply pieced. This is why you see a great variety in antique crazy quilts. Sadly the quilts made with silk in them are rapidly deteriorating, in part because many Victorian silks were embedded with metals to give skirts rustle and weight. Experts in quilt preservation do what they can to save the old silks and when that is no longer possible some take on the painstaking task of renovating the quilt while carefully preserving the original embroidery. Someday many of these historic quilts will only be found in pictures.

Advertising



BERNINA
SEWING CENTER


Authorized BERNINA Dealer

**In-Store Factory Trained Technician
Service and Repairs on most Makes and Models**
Classes - Notions - Threads - Books
Fabrics and much more...

www.berninapaff.com Email: berninatpa@aol.com

**Hours: Mon - Thurs 10-6
Fri 10-5
Sat 9-4**


**5405 E Fowler Ave
Temple Terrace FL 33617
813-969-2458**



14215 7th St.
Dade City, FL 33523
Mon - Sat 10-5
Thurs 10-8

Fabric • Books • Patterns
Notions • Classes • Gift Items

Owner: Donna Lillibridge Ph: 352-518-0003
Manager: Carol Bradshaw Fax: 352-518-0022
Website: quiltsonplumlane.net Email: plumlanedl@cs.com



Lisa LaPointe
V. P.

Lynn Haberl
President

Inspire! Quilting & Sewing, Inc.
101 N Collins
Plant City, FL 33563
813 704 4867

brother
at your side
Anita Goodesign™
EMBROIDERY DESIGNS • EVENTS • EDUCATION


www.inspirequilting.com
www.facebook/inspirequilting



White Sewing Center
Quilting Fabric & Classes
Authorized Baby Lock Dealer
Expert Machine Service All Makes
5112 Trouble Creek Road
New Port Richey FL 34652

727-937-6510

Email: whitesewingcenter@gmail.com
www.aawhitesewcenter.com



Pat Wilkinson
pipspeak@gte.net
www.quilttilyouwilt.net
727-862-6141

9609 Fulton Ave
Hudson, FL 34667

**Custom Machine Quilting
Professional Embroidery**

Tues-Fri 10am-5pm
Sat 10am-3pm
Tues, Thur and Fri
7pm-9pm



Keep Me In Stitches
Tampa Bay's Premier Specialty Sewing Centers

Visit www.kmisinc.com
to see our complete Educational Schedule

South Tampa
4504 W. Kennedy Blvd.
Tampa, FL 33609
813.282.1526

North Tampa
14833 N. Dale Mabry Hwy.
Tampa, FL 33618
813.908.3889

Authorized Dealer for **baby lock** **JANOME** **Koala**

**Singer • Janome • Brother
Sewing Center**



- Free Estimates
- We Service All Makes & Models
- Home Service Available
- FREE Lessons


PLAZA OF THE OAKS
8866 S.R. 52 & LITTLE RD.
HUDSON
sjbsewing.com
727-868-3655

CHARLES GIACCHINO
CATHERINE GIACCHINO
Open Mon - Fri 10 - 5
Sat. 10 - 3

Donald Bunn's Machine Quilting

Donald Bunn
Owner/Operator

963 E. Wacker St.
Hernando, FL 34442
(352) 533-3027
Dbunn4@Tampabay.rr.com



Advertising

Suwannee Valley Quilt Shoppe
517 N Main Street, Trenton, FL (352) 463-3842

- ♦ Fabric & Classes
- ♦ Books & Supplies
- ♦ Machine Quilting
- ♦ Cross Stitch

Open Mon—Sat 10 to 4
www.suwanneeshops.com
Florida's Most Unique Quilt Shop

- ♦ Stained Glass
- ♦ Antiques
- ♦ Framing
- ♦ Chocolatier



Visit our Suwannee Rose Café
 For lunch & pastries homemade daily

A-WHITE SEW & VAC

- Sewing Machines
- Vacuum Cleaners

REPAIRS ON ALL MODELS

Airport Plaza • 979 N. Suncoast Blvd. • Crystal River, FL 34429 • **352-563-5338**
Paddock Park Village • 3101 S.W. 34th Ave. #802 • Ocala, FL 34474 • **352-854-0022**
La Plaza Grande South • 980 Bichara Blvd. • The Villages, FL 32159 • **352-753-0219**
ocalasewing.com

Rainbow's End
 QUILT SHOPPE

941 Broadway Street
 Dunedin, Florida 34698
 Phone: (727) 733-8572
 Fax: (727) 736-0235

Tuesday	10 am – 5 pm
Wednesday	10 am – 8 pm
Thursday/Friday/Saturday	10 am – 5 pm
Sunday/Monday	Closed

www.rainbowsendquiltshoppe.com

Becky Garland - Owner
 Melody Robson - Manager
 Diana Cammarata - Software Specialist

Husqvarna VIKING
FABRIC WAREHOUSE
 Husqvarna Viking Authorized Dealer

Website: www.fabric-warehouse.net
 Email: fwarehouse@tampabay.rr.com
 Facebook: Fabric Warehouse
 Etsy: Fabwarehouse
 Twitter: FabricWFanatics

3030 North Florida Avenue 33805
 Phone: (863) 680-1325
 (Corner of Griffin Rd. and North Florida Ave.)
 Lakeland, Florida
 Monday - Saturday 10am-5:30pm
 Over 4,000 Bolts Of Fabric
 "A Truly Unique Shopping Experience"

SEW & SAVE

SALES & SERVICE
JUKI & NECCHI DEALER

TOWN SQUARE MALL
3021 US 19 UNIT 270
SPRING HILL, FL. 34606

352-684-5445
WWW.SEWSAVE.NET

RANDY KASBERG
SEWSAVE@ATT.NET



QUILTS, CLASSES, NOTIONS & MORE
XOXO
GIGI'S
 Fabric Shop
 EST. 2013

Stop By: 105 S. Moon Ave., Brandon, FL 33511
 [We are behind the Isbell Chiropractic Center]
 Brick & Mortar Shop Info/Classes
gigisfabricshop.com
 Buy Online xogigifabrics.com
 Ring: 813-661-9000

Happy Apple Quilts
FLORIDA
QUILTING CENTER

We sell the best quilt fabrics!

INNOVA
 Innovative Quilting Systems

Visit our beautiful new 7,000 sf shop custom designed to serve you!

M - F 10 - 5
Tue 10 - 7
Sat 10 - 3

Longarm Quilting Training Center:
 Classes (any brand)
 Rental
 Supplies
 Sales
 Innova Service
 Thread
 Batting
 Wide Backs

- ♥ Blank Quilting
- ♥ Hoffman
- ♥ In the Beginning
- ♥ Kaufman
- ♥ Marcus
- ♥ Michael Miller
- ♥ Moda
- ♥ Northcott
- ♥ Quilting Treasures
- ♥ Studio e
- ♥ Timeless Treasures
- ♥ Westminster
- ♥ Windham
- ♥ Aurifil
- ♥ Flannel
- ♥ Patterns
- ♥ Superior
- ♥ Woolly Lady Wool
- ♥ Books
- ♥ Valdani
- ♥ Notions

13013 W Linebaugh Av, Tampa
(Just east of Race Track Rd)
www.HappyAppleQuilts.com 727-786-0080
www.FloridaQuiltingCenter.com 813-855-2857