



Hernando Quilters' Guild Newsletter

May/June 2019



Website: www.hernandoquiltersguild.com

President's Message



Greetings Fellow Guild Members,

It's almost time for the snowbirds to return to the North and I often wonder if you Floridians are happy to have us gone. No more traffic jams, no more lines in the restaurants and guild meetings much smaller. I'll tell you that I will miss the friends that I've met through this guild, but happy to see my little 2 year old Great Grandson again. I'll be filling my days with sewing and babysitting but missing Florida terribly!

It sounds like our classes are off to a great start this year. Barb Theriault's class on mixed media technique was one that many of us should not have missed. I stopped in to see what they were doing and was amazed at all the creativity going on! Can't wait until they start to show their creations and you'll see why many of us should have signed up!!!

The March retreat was again a great success this year. Such a great opportunity to make new friends, strengthen old friendships and go home with many ideas for new projects we'd like to make. Sharon Allard's class was a great success and we hope she will be volunteering for a class at the next retreat.

As many of you know we will be changing our Retreat venue in 2020. We will be going to Lake Yale on March 9th thru 12th. The count is already 50 with a few more to sign up. Looks like this change was favorable with many of you. Your non-refundable deposits of \$100.00 will be due at the April meeting. If you are not attending this meeting your check must be in my hands before the meeting.

We will be having a Fabric/Books/Patterns sale at our April meeting to help offset up-coming expenses for our March 2020 Retreat and November 2019 Quilt Show, instead of saving everything for our Boutique. We will still have plenty of things for our Boutique in November with everyone working this summer on all their items to donate. With our pot luck and Yard Sale, this meeting should be a ton of fun!!! Can't wait to see what treasures we can all find. Bring your cash and "Shop til' you Drop!"

Until our next meeting.....quilt on!!!

Fondly.....Karen

2019/2020 Officers/Committee Chairs

President	Karen Pilon
1 st Vice Pres.	Louise Isabelle
2 nd Vice Pres. (Programs)	Bonnie DeFranco/Sharon Allard
Secretary	Beverly Abenante
Treasurer	Sharon Didden
Quilt Shop Advertising	Beverly Brown
Quilt Trips	Tekla Bell
Block/Month	Marilyn Ryder
Veteran's Quilts	TBD
2020 Quilt Challenge	Pam Russavage/Terri Coley
2020 Retreat	Karen Pilon/Sharon Allard
2019 Quilt Show Chairs	Ava Rossler/Denise Jolliffe
2019 Opportunity Quilt	Barb Theriault/Bev Abenante
Fat Quarter Drawing	Judy Thew
50/50/Food Bank	Sally Cosenza
Mystery Prize	Ann Brock
Membership	Alma Martin
Newsletter/Advertising	Barb Theriault
Communications/Web Liaison	Barb Theriault
Sunshine	Shirley Kerstetter
Webmaster	Dave Curtis

2019 Fat Quarter Schedule

January	Red/White/Pink or Hearts
February	Greens or Shamrocks
March	Earth Tones: i.e. Browns/Tans/Golds, Burgundy, dark greens, muted colors.
April	Florals or Pastels
May	Batiks Only
June	Red/White/Blue
July	Black, Grey or White
August	Beige/Tan/Neutral
September	Stripes or Plaids
October	Fall Colors
November	Christmas Theme
December	No Exchange

Happy Birthday

MAY

Sharon Allard 10
Sheila Jones 20
Darlene Sutter 20
Barbara Davis 24
Ellen Green 27
LaVeda Myers 28
Karen Greenberg 30

JUNE

Annette Reyes 1
Alice Comer 5
Pam Russavage 6
Victoria Merchant 9
Connie Jablonsky
Sally Cosenza 23
Bonnie Holliday 26
Ann Brock 28
Eileen Pallante 28



Raffle Block of the Month Schedule 2019/2020

Preview	Distribute Kits	Raffle	Presented By	Pattern
Feb	Mar	Apr	Grandmother's Flower Garden	Marilyn Ryder
Mar	Apr	May	Wild Goose Chase	Craftsy
Apr	May	June	Moth In The Attic	Ruthanne McGookey
May	June	July	Scotti Dog	Liesbeth DeKoning
June	July	August	Wedding Ring	Oxmoor House



* See Marilyn Ryder to sign up

FIELD TRIPS

The Guild has planned the following trips for May & June.

Friday, May 17, 2019

Trip to Sharkey's, 700 N. Main St., Wildwood, FL w/Lunch at the Cotillion. Meet at Publix 41 & 50 at 9:30am.

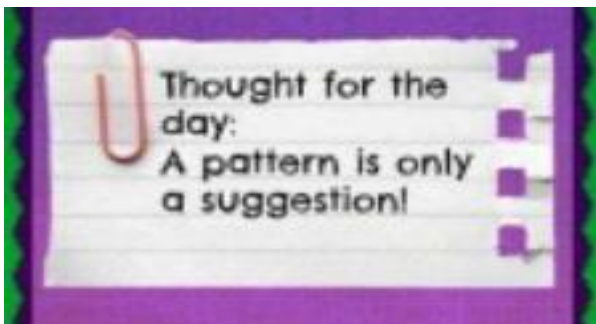
Friday, June 21, 2019

Trip to Jays Fabric Center, 801 Pasadena Ave. St. Petersburg, Fabric Smart, 5401 Gulfport Blvd, Gulfport, FL. Meet at Publix, 41 & 50 at 9:30am

If you have any questions, call Tekla Bell
Cell: (315) 254-1676



Meeting Type	Day	Date	Place	Time
Board Meeting	Wed	4/24/19	Enrichment Ctr.	10:00
Guild Meeting	Thurs	4/25/19	Jerome Brown Comm. Ctr.	9:30
Board Meeting	Wed	5/22/19	Enrichment Ctr.	10:00
Guild Meeting	Thurs	5/23/19	Jerome Brown Comm. Ctr.	9:30
Board Meeting	Wed	6/26/19	Enrichment Ctr.	10:00
Guild Meeting	Thurs	6/27/19	Quarry	9:30
Board Meeting	Wed	7/24/19	Enrichment Ctr.	10:00
Guild Meeting	Thurs	7/25/19	Quarry	9:30



Let Shirley Kerstetter, our SUNSHINE LADY, 352-686-9057, know about the needs or illnesses of our members.

NEWSLETTER: Call or send any information, suggestions, correspondence, tips, or sayings dealing with quilting to **Barbara Theriault, 8181 Weatherford Ave., Brooksville, FL 34613**; e-mail: btheriault1@tampabay.rr.com; or call 352-597-8816 or Cell: 678-793-5335. Next deadline is **June 5, 2019**.

• Long Arm Quilting Service • Machine Embroidery Supplies

Nana's Quilt Shop

• Fabrics • Notions

Owners
Coleen Poole
Mary Russell

Monday - Friday 10-5
Saturday 10-4

nanasquiltshop.com

• Classes • Kits

18851 Cortez Blvd.
Brooksville, FL 34601
352-796-0011

GUILD NEWS AND NOTES



- ❖ **April Meeting Pot Luck** There will be a Pot Luck Lunch at the April meeting to again say goodbye to our snowbirds and wish them a safe journey home for the summer. A sign-up sheet for what you will bring to the Lunch was available at the March meeting. Please be sure to bring the dish you signed up for.

- ❖ **April Meeting Yard Sale Table BRING YOUR CASH LADIES!** There will be a Yard Sale Table w/ fabric, books and patterns available at the April Meeting to help replenish our treasury in order to offset upcoming expenses.

- ❖ **June and July Guild Meetings Location Change –** Please be reminded that our June and July meetings will be held at the Quarry as we did last year. This is as a result of the summer camp held every year at the Jerome Brown Community Center for those two months. Our regular meetings at the Jerome Brown Community Center will resume in August.

- ❖ **2019 Quilt Challenge Winners Announced -** The 2019 Challenge “Card Trick” took place at the February, 2019 meeting. We again had Donna Lillibridge from Quilts On Plum Lane as our Judge. The winners were:
 - Pam Russavage Best Of Show
 - Patricia Barnum 1st Place
 - Kathy Chapman 2nd Place
 - Tekla Bell 3rd Place
 - Terri Coley Viewer’s Choice
 Congratulations to all the winners and thank you everyone for your participation. See photos on page 7.

- ❖ **2019 November 1 & 2 Quilt Show** The Flyer and Quilt Show Info including map to the Quarry have been posted to our website. Barb will be sending an e-mail out to other Guilds in the area and attach our flyer and info page for them to share with their groups. We will also be advertised on the calendar page of the Florida Quilt Network. In September we will be placing our ad in the Country Register as well. I will be distributing a flyer and an info page to as many quilt shops in the area as I can.

- ❖ **2019 QUILT SHOW OPPORTUNITY QUILT (Rosewood Cottage “Revisited”)**
 The Opportunity Quilt is finished, quilted, bound and labeled. We will start selling tickets at different venues soon and the tickets will be available at the April meeting. We are asking each member to be responsible for 12 tickets (6 for \$5.00) total of \$10.00 each member, and pay for them in advance when you sign up for your ticket packet. We will need some volunteers to help with the selling of tickets at different venues. Barb will schedule with the shops and will be calling volunteers to help at specific shops as we move through the summer. A volunteer sign-up sheet was available at the March meeting and will be available at the April meeting as well.

- ❖ **2020 LAKE YALE RETREAT – MARCH 9 – 12, 2020 –** The Coordinator for this Retreat will be Karen Pilon with help from Sharon Allard. The cost of this Retreat for a double room will be \$260.00 per person. If you wish to have a room to yourself, it will cost \$335.00 per person. We are asking for a \$100.00 deposit to be paid at the April meeting from everyone who signed up. Please make your checks out to Hernando Quilters' Guild. We have a large deposit due next week to send to Lake Yale to secure our spot and that is why we need an early deposit from those who are attending. Please bring your checkbooks to the April meeting. More details on the Retreat will follow from the committee at a later date.

- ❖ **2020 GUILD CHALLENGE –** The 2019 Guild Challenge winners of “Best of Show” and “Viewer’s Choice”, Pam Russavage and Terri Coley have chosen “The Roaring 20’s” as the theme for the 2020 Challenge in honor of moving into the next decade of the 21st Century. The due date for this challenge will be February 27, 2020 Guild meeting. See page 8 for some ideas and rules.

Editors Note: Due to the large content in this newsletter with all the Events in February and March, I will put the February/March “Show & Tell” in the next newsletter. Sorry for the inconvenience!



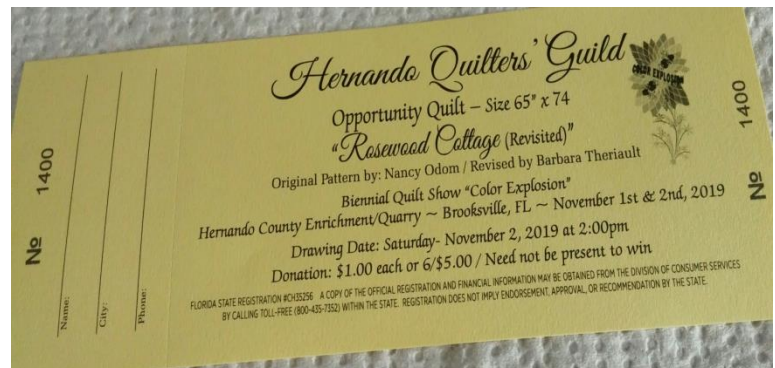
2019 Make & Donate Classes



The following is the new **Make & Donate schedule** for the remainder of 2019. The parameters for the M/D is to come and learn a specific item and then to either finish the item in class and donate it to the 2019 Quilt Show Boutique, or to make the item at home and then donate it. All interested members will sign up with Sharon Didden and Millie Singleton for these classes. When appropriate, you will also be receiving a materials list in advance of the classes via e-mail from Barb Theriault.

Date	Class	Instructor
APRIL		
April 10 th , 2019 Wed	"Figit" Lap Pad	Sharon Didden
April 30 th , 2019 Tues	Sewing Machine Pad	Penny Dyer
MAY		
May 14 th , 2019 Tues	Microwave Cozies in 3 Sizes	Sharon Didden/Pat Miller
JUNE		
June 11 th , 2019 Tues	TBA	Sharon Didden
JULY		
July 9 th , 2019 Tues	Variety of Christmas Ornaments	Renee Lowdenslager
July 30 th , 2019 Tues	Catch Up Day (Focus on Kitchen Items)	TBA
AUGUST		
August 13 th , 2019 Tues	Catch Up Day (Focus on sewing room items)	Sharon Didden
SEPTEMBER		
Sept. 17 th , 2019 Tues	Four Pocket Wall Organizer	TBA
OCTOBER		
October 8 th , 2019 Tues LAST M/D CLASS	Adult Bibs	TBA

2019 Opportunity Quilt Hernando Quilters' Guild



Tickets for the 2019 Rosewood Cottage Opportunity Quilt will be available at the April meeting and will be sold throughout the summer at various venues. Barb Theriault will be calling on volunteers to help as she schedules each venue. All members are being asked to purchase a total of 12 tickets for \$10.00 (6 for \$5.00).



2019 Calendar of Classes (Continued)



The following is the new Regular Class Schedule from our VP's Programs – Sharon Allard/Bonnie DeFranco that we have so far. You will sign up for these classes at the Program table up front. These classes have a \$2.00 fee.

APRIL		
April 16, 2019	Disappearing Pinwheel Arrow	Ava Rossler
April 23, 2019	Warm Wishes Quilt	Louise Isabelle
MAY		
May 21, 2019	Embroidery Machine know how	Tekla Bell
May 28, 2019	Disappearing Hourglass	Bonnie DeFranco
JUNE		
June 18 th , 2019	Embroidery Machine Class	Tekla Bell
June 25 th , 2019	Jewelry Dress	Sharon Allard
JULY		
July 16 th , 2019	Embroidery Machine Class	Tekla Bell
July 23 rd , 2019	X-Mas Item (??) Tentative	Gayle Keenan
AUGUST		
August 20 th , 2019	Embroidery Machine Class	Tekla Bell
August 27 th , 2019	X-mas Ornament - Tentative	Sharon Allard

Brigitte's Quilting
Quilting is my passion

Brigitte Kasm
Quilter

14944 Lancer Road

H 1-727-379-0274/ C 1-727-207-2495

bk.paws@hotmail.com





QUILT SHOWS/RETREATS



April 25th, 26th and 27th LECTURES & WORKSHOPS IN LAKE LAND

Ladies of the Lakes are having in April:

Apr. 25 internationally known stitcher, Kathy Seaman Shaw will be our guest for a lecture / trunk show

Apr. 26,27 will be a 2 day workshop with Kathy on stitching & embellishing a crazy quilt block

For more information on these please email Jacqui Anderson at sewbizzy67@gmail.com.

July 18-20 Sticher Paradise in St. Petersburg

Hilton St. Petersburg Carillon Park, 950 Lake Carillon Dr, St. Petersburg, FL 33716

Educators, Workshops, Marketplace. We have Day and Evening Workshops.

Join us in Paradise! Special Room Rate of \$139 per night! Reserve by June 21st for the special rate For more info: **Contact us: Happy Apple Quilts** 13013 W. Linebaugh Ave, Tampa, FL 33626 EMAIL: office@happyapplequilts.com

November 1st and 2nd 2019 Brooksville, FL Hernando Quilters' Guild Presents: **"Color Explosion" 2019 Quilt Show**

Hernando County Mining Association Enrichment Center (The Quarry)

800 John Gary Grubbs Blvd., Brooksville, FL 34601 (352-544-5900)

(Off Route 41 (1/2 mile north of SR 50/41 intersection))

Friday November 1, 2019 – 10:00am to 4:00pm

Saturday November 2, 2019 – 10:00am to 3:00pm

Admission: one day \$7.00 – Two days \$10.00 – FREE PARKING

Over 200 Quilts, Vendors, Boutique, Silent Quilt Auction, Opportunity Quilt Raffle

Mystery Quilt 2019

Karen Pilon again this year lead a successful Mystery Quilt 3-Part Class. Here are some of the results. All so beautiful! Almost 40 ladies participated and although the same pattern, every quilt looks different. Great job ladies!





February, 2019 Quilt Challenge Winners – "Card Trick"

The subject for the 2019 Quilt Challenge was "**CARD TRICK**" The idea was to make a quilt representing the Card Trick block within your quilt. Sue House, last year's winner and her team did a great job. We again had a Quilt Judge this year by inviting Donna Lillibridge from Quilts On Plum Lane. Donna picked the 1st, 2nd, 3rd and Best of Show winners and the members voted on "Viewers Choice." We would like to congratulate Pam Russavage for her "Best Of Show" Quilt. Also congratulations to our 1st, 2nd and 3rd place winners; Patricia Barnum, Kathy Chapman and Tekla Bell. Our Viewers Choice winner was Terri Coley.



Our Judge – Donna Lillibridge w/ Sue House and Shirley Kerstetter

Best Of Show – Pam Russavage



1st Place – Patricia Barnum



2nd Place – Kathy Chapman



Viewer's Choice – Terri Coley



3rd Place – Tekla Bell



A note of appreciation to all those who participated in the challenge. All your quilts were wonderful! Other participants were: Louise Isabelle, Emily Hamilton, Marilyn Ryder, Renee Lowdenslager, Ruthanne McGookey, Margaret Zilinski, Rosemary Willett and Ellen Green.

Guild Challenge - 2020

The 2019 Guild Challenge winners of “Best of Show” and “Viewer’s Choice”, Pam Russavage and Terri Coley have chosen “The Roaring 20’s” as the theme for the 2020 Challenge in honor of moving into the next decade of the 21st Century. The due date for this challenge will be February 27, 2020 Guild meeting. Below you will find more details and instructions regarding the challenge.


2020 Hernando Guild Challenge

The Roaring 20’s

The 2019 Guild Challenge winners of “Best of Show” and “Viewer’s Choice”, Pam Russavage and Terry Coley, have chosen “The Roaring 20’s” as the theme for the 2020 Challenge in honor of moving into the next decade of the 21st Century.

The 1920’s were nicknamed “The Roaring 20’s” due to the exuberance, drama and boisterousness of the decade. You could incorporate these elements into your quilt with color, fabric and embellishments. Historically, the 1920’s are known for women’s suffrage, Hollywood’s golden era, popularization of the automobile, prohibition and speakeasies, jazz, the new woman (flappers), Frank Lloyd Wright, Art Deco, Modern Abstract art and the stock market crash, to name a few. You may want to base your quilt on one of these subjects. You may want to play off the theme title; using animal prints or 20 different fabrics, or even 20-20 vision. You can use a purchased quilt pattern, or design one of your own, create a mini quilt, wall hanging or pillow.

Let your imagination roar in celebration of a new decade.



- Categories: Entries will be judged in one category.
- Judging: We will again try to bring in an outside judge and will have “Best of Show”, 1st place, 2nd place, and 3rd place. Guild members will vote for the winner of “Viewer’s Choice”.
- Quilting: You must have hand or machine quilting on your entry.
- Size: No smaller than 16X16 and no larger than 45x60. If your entry is smaller or larger than the specifications, **your entry will not be judged.**
- Due Date: February 27, 2020 – Guild Meeting
- Rules: You are not allowed to use a project that has been made previous to this challenge. It must be made between March 28, 2019 and February 27, 2020. There will be a sign-up sheet when you turn in your entry and you must have your name on the back of the entry.

Lakewood Retreat - 2019

On March 4th – 7th, 2019 approximately 40 members attended our 5th annual Quilting Retreat at the Lakewood Retreat Center in the hills of East Hernando County. Our Chairpersons, Barb Theriault and Ava Rossler along with all their helpers did a great job. We had 3 days and nights of sewing, eating, relaxing, laughing and being with friends. Everyone had a wonderful time. Here are a few pictures of the retreat.



Arrival and Set up. Here we come again!

3 sets of sisters all having a good time. Left to right: Pat Barnum/Sue House, Rene Fogarty/Donna Bleier, Monica Sheppard/Charlene Brodeur



And Snacks for all!

And Sew Ladies, Start your Engines!



Our Grand Prize Basket Winner, Maggie Hennessy! Congrats Maggie!



A class that was taught by Sharon Allard at the Retreat. Everyone really enjoyed making these exciting collages!

The Rochester Duo!!

The New Hampshire **BAG-**ette Queens!



Our "Block Of The Day" Creator – Ruthanne McGookey



Sheila Jones and Sue Oxendorf!!

Hey, What's For Lunch!

New way to comb my hair says Darla!

It's cold in here, think I'll make another Jacket!

"Look Mom," I made a flower!

Ava Rossler w/ her "Big Mama" Apron!

Darla Matthews – Multi Tasking!

Kathleen East



Lakewood Retreat – 2019 (Continued)



"How Much Is That Doggie In The Window- The one with the waggly tale!"

Bonnie Hibbard



Some Embroidered Snowmen Table Runners for the Boutique from Karen Pilon!



The Center is done! Only took me six months to re-design some blocks says Barb T.



"Over The River and Through The Woods!" Connie Jablonsky



"Measure Twice, Cut Once!" Sharon Didden



Bonnie Holliday, Penny Dyer



Pat Miller



Millie's Dinosaurs



The 2 expert hand stitchers at work! Kathy Bixby and Bev Abenante



Hard at work – Ava Rossler and Alma Martin



Quilters helping quilters – Ava Rossler and Denise Jolliffe



Stack & Wack finished says Sandy Davis!



A room full of creativity!



I've got the fishes, who's got the Loaves! Let's Eat! Says Brigitte Kasm



Creative ladies at work – Karen Pilon and Louise Isabelle!



Nancy Jenkins





THIS & THAT....



Decoding Selvage Markings

Have you ever noticed the printing along the bottom edge of your fabric? Believe it or not, this printing can help with your projects! They're not just branding for the manufacturer; they're actually a series of clues and quick tips to help you pair up fabrics for a bigger project.

The edge of the fabric with printed information is called the selvage (also spelled selvedge). It normally has the name of the fabric or line it's from, the designer or manufacturer, and a series of colored circles. The color markings highlight shades within the print and make it easy for YOU to find similar shades to bring into the project mix. Sometimes it's hard to distinguish one shade from another within the actual pattern of the fabric, so the selvage marking makes it easy by pulling out the individual shade. Think of



it like paint swatches for the fabric project, or the individual crayon colors used to color this masterpiece!

To make the most of your fabric, hold up this selvage edge with its colored markings to another fabric's selvage. If two of the colored dots appear to be the same, then the colors might work well together in your project. This is also a great way to choose a solid or tonal fabric print for your project – simply match up the color of the solid or tonal to the color of one or more dots from your patterned fabric's selvage edge. And there you have it – a perfect match!



Quilt As You Go Technique

What is Quilt As You Go (QAYG)

Quilt as you go is a fun technique that allows you to get the whole project finished at one time – the piecing and quilting are done together so that when you've completed the top, all you have left to do is bind the project. This is a fun and fast way to sew your projects from small projects like table runners to full-size quilts. Generally, it is completed using strips of fabric sewn onto a foundation, but you can experiment to see what other ideas you can come up with!

Quilt As You Go Technique (Continued)

How to Quilt As You Go

Layer the backing fabric on your work surface with the right side down. Place a piece of quilt batting approximately the same size on top. If desired, use quilt-basting spray to secure the layers together. Cut a strip of fabric any width you choose or start with a pieced block unit. With the right side up, place the strip of fabric or block unit in the middle of the layered pieces. With the right side down, place a second fabric strip or block unit atop the first piece, aligning one set of edges. Sew together using a 1/4" seam allowance along the aligned edges through all layers. Finger-press the top unit open. Continue adding assorted fabric strips or block units in this manner until the quilt is the size you'd like; press. Trim the excess fabric, batting, and backing the size you'd like, then add binding to finish.

Monthly Quilt Show Boutique Project

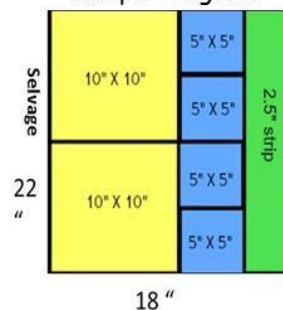
Louise Isabelle has asked that instead of waiting until September, 2019 to finish your fat quarter cutting, could you please work ahead and do 3 or 4 at a time. If we wait until September, 2019 to complete, we will not have enough time to make up the final packets for the Boutique.

Trim your Fat Quarters carefully. Remove the selvage. Then cut each Fat Quarter as described below.

- ☐ The first cut will be 10" – this will then be cut into two 10" squares
- ☐ Next cut a 5" strip. Then sub-cut into four 5" squares
- ☐ Finally, cut a 2 1/2" strip

Pass your Charms, Layer Cakes and 2 1/2" strips to either Louise Isabelle, or Terri Coley at the Guild Meeting. Put them in a plastic bag each month and put your name on the bag.

Sample Diagram



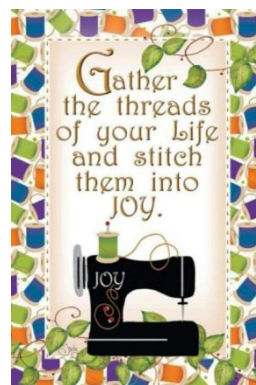
Cut two Fat Quarters of each color (See Sample above)

Two 10" Squares

Four 5" Charms

One 2 1/2" Strip

See color schedule below:



2019	
January	Batiks
February	Purple
March	Floral (Multi)
April	Reds
May	Coral
June	Grey
July	Orange
August	Green
September	Neutral (Beige, Cream, White)

Advertising



BERNINA
SEWING CENTER


Authorized BERNINA Dealer

**In-Store Factory Trained Technician
Service and Repairs on most Makes and Models**
Classes - Notions - Threads - Books
Fabrics and much more...

www.berninapfaff.com Email: berninatpa@aol.com

**Hours: Mon - Thurs 10-6
Fri 10-5
Sat 9-4**


**5405 E Fowler Ave
Temple Terrace FL 33617
813-969-2458**



14215 7th St.
Dade City, FL 33523
Mon - Sat 10-5
Thurs 10-8

Fabric • Books • Patterns
Notions • Classes • Gift Items

Owner: Donna Lillibridge Ph: 352-518-0003
Manager: Carol Bradshaw Fax: 352-518-0022
Website: quiltsonplumlane.net Email: plumlanedl@cs.com



Lisa LaPointe
V. P.

Lynn Haberl
President

Inspire! Quilting & Sewing, Inc.
101 N Collins
Plant City, FL 33563
813 704 4867

brother
at your side
Anita Goodesign™
EMBROIDERY DESIGNS • EVENTS • EDUCATION

www.inspirequilting.com
www.facebook.com/inspirequilting

A & A WHITE SEWING CENTER
AUTHORIZED BABY LOCK DEALER - MACHINE SALES AND SERVICE

Sherrie & Mike Mauzy
3307 US Hwy 19
Holiday, FL 34691
727-232-6718



www.aawhitesewingcenter.com
whitesewingcenter@gmail.com facebook.com/sewhappy2016/

QUILTING • FABRIC • EMBROIDERY • CLASSES • AND MORE



Pat Wilkinson
pipsqeak@verizon.net
www.quilttilyouwilt.net
727-862-6141

9609 Fulton Ave
Hudson FL 34667

*Custom Machine Quilting
Professional Embroidery*

Tues-Fri 10am-5pm
Sat. 10am-3pm
Fri 7pm-9pm

**Singer • Janome • Brother
Sewing Center**



- Free Estimates
- We Service All Makes & Models
- Home Service Available
- FREE Lessons

**CHARLES GIACCHINO
CATHERINE GIACCHINO**

Open Mon - Fri 10 - 5
Sat. 10 - 3

**PLAZA OF THE OAKS
8866 S.R. 52 & LITTLE RD.
HUDSON**
sjbsewing.com
727-868-3655



Store (813) 749-0888
Lori Hoenemeyer – New Owner

- ☐ Pfaff sewing and embroidery machines.
- ☐ Husqvarna Viking sewing and embroidery machines.
- ☐ Sewing machine service and repair.

A Fabric Crafting Store


16541 Pointe Village Dr.
Lutz, FL 33558

lori@scrapandsew.com
www.scrapandsew.com

Donald Bunn's Machine Quilting

Donald Bunn
Owner/Operator

963 E. Wacker St.
Hernando, FL 34442
(352) 533-3027
Dbunn4@Tampabay.rr.com



Advertising



Rainbow's End
QUILT SHOPPE

941 Broadway Street
Dunedin, Florida 34698
Phone: (727) 733-8572
Fax: (727) 736-0235

Tuesday	10 am – 5 pm
Wednesday	10 am – 8 pm
Thursday/Friday/Saturday	10 am – 5 pm
Sunday/Monday	Closed

www.rainbowsendquiltshoppe.com

A-WHITE SEW & VAC

- Sewing Machines
 - Vacuum Cleaners
- REPAIRS ON ALL MODELS

Airport Plaza • 979 N. Suncoast Blvd. • Crystal River, FL 34429 • 352-563-5338
 Paddock Park Village • 3101 S.W. 34th Ave. #802 • Ocala, FL 34474 • 352-854-0022
 La Plaza Grande South • 980 Bichara Blvd. • The Villages, FL 32159 • 352-753-0219
ocalasewing.com

SEW & SAVE


SALES & SERVICE

JUKI & NECCHI DEALER

TOWN SQUARE MALL
3021 US 19 UNIT 270
SPRING HILL, FL. 34606

352-684-5445
WWW.SEWSAVE.NET

RANDY KASBERG
SEWSAVE@ATT.NET




FABRIC Warehouse
 Husqvarna VIKING

SEWING MACHINE
REPAIR AND
SERVICE

Becky Garland - Owner
 Allyson O. - Manager

EPIC TEAM

Marge, Brandon, Marie G.,
 Marie L., Jasmin, Colleen

Website:

www.fabric-warehouse.net

Facebook:

Fabric Warehouse

Email

fwarehouse@tampabay.rr.com

Husqvarna VIKING

FABRIC WAREHOUSE
 Husqvarna Viking Authorized Dealer

3030 North Florida Ave
 Lakeland, FL 33805
 Corner of Griffin & North Florida Ave

Phone (863) 680-1325

Monday - Saturday 10 am - 5:30 pm
 Over 4,000 bolts of fabric
 "A Truly Unique Shopping Experience!"



Happy Apple Quilts
FLORIDA
QUILTING CENTER

M - F 10 - 5
 Tue 10 - 7
 Sat 10 - 3

Full Service Quilt Shop and
 Longarm Quilting Training Facility
 Fabric, Thread, Notions and Classes!



Sales, Service, Classes, Machine Rental

13013 W Linebaugh Av, Tampa

www.HappyAppleQuilts.com 813-925-9037
www.FloridaQuiltingCenter.com 813-855-2857

LaRose Quilting Creations
 Custom Longarm Quilting



Louise Isabelle
 723 Challice Drive
 Spring Hill, Florida 34609

603-512-9989
Nhlouise@brighthouse.com



Bear's Paw Quilting, LLC
Edge to Edge & Custom Longarm
Machine Quilting

Laurie Pearce
 Owner & Longarm Machine Quilter

11332 Fulmar Rd.
 Brooksville, FL 34614

Phone: 352-583-4705

Email: bearspawquilting@gmail.com