



Hernando Quilters' Guild Newsletter

May/June 2017



Website: www.hernandoquiltersguild.com

President's Message



Greetings Fellow Guild Members,

Spring is officially here and those hot, humid months are on the horizon. Of course, here in Florida, we can stick our head in an oven and get the same affect! Keep those air-conditioners and your machines running and use those hotter days in doors for creativity! Pedal to the medal ladies!

Our snowbirds will be heading home after the April meeting. Our April meeting is a Pot Luck to say goodbye to our snowbird quilters for yet another year, and wish them a safe journey north. **For the Pot Luck, don't forget to bring serving spoons and also plastic containers to bring your leftovers home with you, because we do not have use of the kitchen for dish cleaning, etc.**

The February 2017 Quilt Challenge went very well. I would like to congratulate Linda Woytisek for her "Best Of Show" Mexican Star Quilt. Also congratulations to our 1st, 2nd, 3rd and Honorable Mention winners; Linda Woytisek, Ruthanne McGookey, Sue House and Bonnie Hibbard.

Our Annual Retreat for 2018 dates have been set for March 5th through 8th, 2018. Stay tuned for more information and sign up sheets, costs, etc. in the near future. Just as a reminder, we only have room for 40 quilters, so get your bid in early.

We will continue to have our regular monthly meetings over the summer months at Jerome Brown Community Center and our classes will continue at the Enrichment centers as well as a few Sew-Ins, so read your newsletters to stay informed.

As I had said at the last meeting, please start thinking about volunteering for our next Quilt Show and also the "Opportunity Quilt." Time goes fast and before you know it, 2019 will be here.

So, until next time my quilting friends.....
May your needle be sharp and your bobbin be full, as well as your heart. See you at the April Pot Luck meeting!

Fondly – Your President,

Barb Theriault

Officers/Committee Chairs

2017/2018

President	Barb Theriault
1 st Vice Pres.	Nancy Jenkins
2 nd Vice Pres. (Programs)	Sally Marra, Millie Singleton
Secretary	Beverly Abenante
Treasurer	Sharon Didden
Quilt Shop Advertising	Beverly Brown
Quilt Trips	Tekla Bell
Block/Month	Marilyn Ryder
Veteran's Quilts	Brigitte Kasm
Yard Sale Table	Donna Bleier
2017 Retreat	Ava Rossler
Birthdays	Bonnie DeFranco
Fat Quarter Drawing	Judy Thew/Tekla Bell
Fat Qtr Sales	Sharon Allard/Kathleen East
50/50	Esther Feil
Mystery Prize	Lucy VanLiew
Membership	Alma Martin
Newsletter/Advertising	Barb Theriault
Communications/Web Liaison	Barb Theriault
Sunshine	Shirley Kerstetter
Webmaster	Dave Curtis

2017 Fat Quarter Schedule

January	Red/White/Pink or Hearts
February	Greens or Shamrocks
March	Reproduction or Look-alikes (i.e. Civil War, 1800's, 1930's, or Shirtings)
April	Spring Colors (Tone on Tone, Reading Solid)
May	Batiks Only
June	Red/White/Blue
July	Black, Grey or White
August	Beige/Tan/Neutral
September	Stripes or Plaids
October	Fall Colors
November	Christmas Theme
December	No Exchange

Raffle Block of the Month Schedule 2017/2018

Preview	Distribute Kits	Raffle	Presented By	Pattern
Feb	Mar	Apr	KCS*	Prickly Pear
Mar	Apr	May	KCS*	Grandmother Tulip
April	May	June	KCS*	Ozark Trail
May	June	July	KCS*	Rose Dream
June	July	Aug	Shirley Kerstetter	Rabbit Paw
July	Aug	Sept	Marilyn Ryder	Autograph
Aug	Sept	Oct	Ruthanne McGookey	Flower Pot



Happy Birthday

MAY

Sharon Allard 10
Sheila Jones 20
Barbara Davis 24
Ellen Green 27
LaVeda Myers 28

JUNE

Annette Reyes 1
Mollie Gibney 8
Sally Cosenza 23
Joanne Murphy 25
Bonnie Holliday 26
Kathleen Krause 29
Rowena Cox 30

FIELD TRIPS

The Guild has planned the following trips for May, June and July, 2017:

Friday, May 19, 2017

Trip to Sweet Darling Quilts in Westley Chapple and Quilter's Quarters in Zephyrhills. Meet at Sam's on Cortez Blvd. at 9:30am.

Friday, June 16, 2017

Trip to Rainbow's End and Country Quilts & Bears. Meet at K-Mart parking lot on Rt. 19 and Beacon Woods Dr. at 9:30am

Friday, July 21, 2017

Trip to Flip Flop Quilt Shop, 1010 Central Ave., St. Pete and Jay's Fabric Shop Pasadena Blvd. St. Petersburg. Meet at K-Mart Parking Lot on Rt. 19 and Beacon Woods Fr. At 9:30am

If you have any questions, call Tekla Bell (727) 863-8504

Let **Shirley Kerstetter**, our **SUNSHINE LADY**, 352-686-9057, know about the needs or illnesses of our members.



* See Marilyn Ryder to sign up

Meeting Type	Day	Date	Place	Time
Board Meeting	Wed	4/26/17	Enrichment Center	9:30
Guild Meeting	Thurs	4/27/17 (Pot Luck Lunch)	Jerome Brown Comm. Ctr.	9:30
Board Meeting	Wed	5/24/17	Enrichment Center	9:30
Guild Meeting	Thurs	5/25/17	Jerome Brown Comm. Ctr.	9:30
Board Meeting	Wed	6/21/17	Enrichment Center	9:30
Guild Meeting	Thurs	6/22/17	Jerome Brown Comm. Ctr.	9:30
Board Meeting	Wed	7/26/17	Enrichment Center	9:30
Guild Meeting	Thurs	7/27/17	Jerome Brown Comm. Ctr.	9:30

NEWSLETTER: Call or send any information, suggestions, correspondence, tips, or sayings dealing with quilting to **Barbara Theriault, 8181 Weatherford Ave., Brooksville, FL 34613**; e-mail: btheriault1@tampabay.rr.com; or call 352-597-8816 or Cell: 678-793-5335. Next deadline is **June 5, 2017**.

GUILD NEWS AND NOTES



- ❖ **2017 APRIL 27TH POT LUCK LUNCH GUILD MEETING** Our Vice President, Nancy Jenkins is planning for a Pot Luck Lunch at our April meeting. A list was passed around at the March meeting and members signed up for what they would bring. Remember, we are not allowed to use the kitchen equipment, so bring cold dishes, crockpots, serving spoons, etc. **Also, do not forget to bring plastic containers to take your leftovers home in.**

- ❖ **2017 CHRISTMAS LUNCHEON** – Nancy Jenkins has planned the Christmas Luncheon for 2017 to be held at Silverthorn Country Club on December 7, 2017. The cost will remain at \$25.00, the same as last year. Menu choices will be Beef or Turkey and a Vegetarian dish. We found the service to be excellent and the food very good at our 2016 luncheon and decided to do it again for 2017. More info to follow.

- ❖ **2018 GUILD CHALLENGE - “MY FAVORITE (Blank)”** – As the winner of Best of Show for the 2017 Guild Challenge, Linda Woytisek, with the help of Shirley Kerstetter and Ellen Green, has chosen the subject for the February, 2018 Challenge. The subject is **“MY FAVORITE (Blank)”** The idea is to make a quilt representing ONE of your favorite things. It could be Pet, Broadway Musical/Play, Movie, Vacation, Flower, Dessert, Hobby, Song, Sport, just to name a few. The possibilities are endless, so choose what you like the best. You can use any color scheme, fabric, and embellishments if you wish. Get your creative juices flowing. We would like to have a large participation. If you have any questions, call Linda Woytisek (352) 666-1770 or e-mail her at 35april76@gmail.com.

- ❖ **2018 LAKEWOOD RETREAT – MARCH 5 – 8, 2018**– Our annual Quilt Retreat for 2018 will again be at Lakewood Retreat Center, 25458 Dan Brown Hill Rd., Brooksville, FL, March 5th to 8th. Remember the retreat covers a room with two single beds and one double bed, with a private bathroom. We will be using two buildings. Meals will be served Buffet style and we will have two sewing rooms, one very large room and one smaller room. The estimated cost per quilter this year will be approximately \$155.00 to \$158.00 due to a raise in rates and an additional tourist tax we had not been paying in the past due to their error. We will again have the option of paying the entire fee, or a breakdown of 3 payments with the first due by October meeting, 2nd payment in November and final in January. You will be receiving cost breakdown and a sign-up form via e-mail over the summer as soon as we confirm the actual cost. As in the past, we only have room for 40 quilters, so keep that in mind when you receive your form and sign up as soon as possible so you don't miss out. Several people have signed up for various duties for the retreat, but as yet we do not have the main coordinator. Also due by the February, 2018 meeting at the latest, we will need your sealed envelope with your contact/medical info to hold during the retreat in case something should go wrong. More info and the sign-up form will be released via group e-mail soon.

- ❖ **FOOD BANK DONATIONS** Our Food Bank monthly donations go to Shady Hills Baptist Church in Spring Hill. We have noticed an increase in donations since more members have become aware of the location of the donation box, and were asked to contribute at least \$1.00 each toward this worthy cause. We thank you for your generosity. We realize that the amount may drop a little over the summer because the snowbirds have gone home. Because of this, there will be a possibility that the Guild will need to make up the difference to have a minimum of \$50.00 donation per month until the snowbirds come back in the fall.





Calendar of Classes/Meetings



Please Note: Larger classes may need to be held at the Quarry. We will determine after checking the sign-up sheet if the number of students is too large for the Enrichment Center, we will notify you that the class location will be changed to the Quarry.

April 11th, 2017 – Tuesday 10:00am – 3:00pm – English Paper Piecing w/Karen Pilon. Location to be determined.

April 18th, 2017 – Tuesday 10:00am – 3:00pm – Camden Bag – Part I w/Karen Pilon. Location to be determined.

April 21st, 2017 – Friday 10:00am – 3:00pm – Camden Bag – Part II w/Karen Pilon. Location to be determined.

April 25th, 2017 – Tuesday 10:00am – 3:00pm – Charm Pack Tote w/Beverly Abenante. Location to be determined.

April 27th, 2017– Thursday 9:30am General Guild Meeting (POT LUCK LUNCH) Jerome Brown Community Center, 99 Jerome Brown Place, Brooksville, FL. Off Cortez Blvd which becomes West Jefferson.

May 9th, 2017 – Tuesday 10:00am – 3:00pm – Disappearing Nine Patch – Arrow Quilt (Missouri Star) w/Ava Rossler
Location to be determined.

May 16th, 2017 – Tuesday 10:00am – 3:00pm – Iron Caddy w/Cindy Fitzgerald. Location to be determined.

May 23rd, 2017 – Tuesday 10:00am – 3:00pm – Sew-cial. Bayfront Enrichment Center. (this could change if a teacher comes forward) We will keep you posted.

May 27th, 2017– Thursday 9:30am General Guild Meeting Jerome Brown Community Center, 99 Jerome Brown Place, Brooksville, FL. Off Cortez Blvd which becomes West Jefferson.

June 13th, 2017 – Tuesday 10:00am – 3:00pm – Layer Cake Pattern (Missouri Star) w/Bonnie DeFranco. Location to be determined.

June 20th, 2017 – Tuesday 10:00am – 3:00pm – Reversible Bag (Hobo Bag) Class w/Nancy Woodward. Location to be determined.

June 22nd, 2017– Thursday 9:30am General Guild Meeting Jerome Brown Community Center, 99 Jerome Brown Place, Brooksville, FL. Off Cortez Blvd which becomes West Jefferson.


June 27th, 2017 – Tuesday 10:00am – 3:00pm – Plastic 3-drawer Quilted Cover w/Sharon Allard. Location to be determined.

July 11th, 2017 – Tuesday 10:00am – 3:00pm – Embroidery Machine Know-How w/Tekla Bell and Kathy Chapman.
Location to be determined.

July 18th, 2017 – Tuesday 10:00am – 3:00pm – Sew-cial. Bayfront Enrichment Center.

July 25th– Tuesday 10:00am – 3:00pm – Charm Pack Quilt w/Sandy Davis Location to be determined.


July 27th, 2017– Thursday 9:30am General Guild Meeting Jerome Brown Community Center, 99 Jerome Brown Place, Brooksville, FL. Off Cortez Blvd which becomes West Jefferson.



14215 7th St.
Dade City, FL 33523
Mon - Sat 10-5
Thurs 10-8

Fabric • Books • Patterns
Notions • Classes • Gift Items

Owner: Donna Lillibridge Ph: 352-518-0003
Manager: Carol Bradshaw Fax: 352-518-0022
Website: quiltsoplumlane.net Email: plumlanedl@cs.com



Brigitte's Quilting
Quilting is my passion

Brigitte Kasm
Quilter

14944 Lancer Road

H 1-727-379-0274 / C 1-727-207-2485
bkquiltpaws@hotmail.com
ETSY.com/ BrigittesQuilting



QUILT SHOWS/RETREATS




May 6th and 7th, 2017 Gainesville, FL – Tree City Quilters' Guild Show – “Where Stitches Bloom”

The Tree City Quilters' of Gainesville are holding a Quilt Show on Saturday, May 6, 10 am to 5 pm and Sunday, May 7, 10am to 4pm at the Best Western Gateway Gran, 4200 NW 97th Blvd. West of I-75, Exit 390, Gainesville, Florida. A judged show of over 100 traditional, modern, and art quilts created by local quilters. Opportunity Quilt, Raffle Baskets, Vendor Booths. The **QUILTIQUE** will have many handmade gifts and treasures for sale. And Entertainment by our talented musicians and **VIGNETTES** add to your enjoyment. For more info go to www.treecityquiltersguild.com

September 21 – 23, 2017 Quilt Fest Jacksonville – “Once Upon a Quilt”

Prime F. Osborn III Convention Center, 1000 Water Street, Jacksonville, Florida Thursday, Friday and Saturday 9:00 am - 5:00 pm For more info www.quiltfestjax.com The Convention Center is located one-third mile west of downtown Jacksonville, adjacent to I-95 and just north of the intersection of I-95 and I-10. It is served by JTA (City) bus and Automated Skyway Express (ASE) routes. Parking in the Convention Center Main Parking Lot is free.




Here is a story only Brigitte Kasm can tell the best, but here goes!

It seems one afternoon at the Retreat, Brigitte was feeling a little tired and decided to take a nap. She walked down the hall, went into a room, took a nap, and when she woke up and looked around, she thought it quite strange that someone would take her breathing machine off the nightstand and her suitcase out of her room. Who would do such a crazy thing??

It was then she realized that she had been napping in the wrong room on Pat Miller's bed all this time. **At least she didn't eat her porridge too!**

Belly laughs by all that night at show & tell! Sorry Brigitte, you will not live that one down for a while!



Bear's Paw Quilting, LLC
Custom & Edge to Edge Longarm Machine Quilting

Laurie Pearce
 Longarm Machine Quilter

1292 Myers Road
 Brooksville, FL 34602

Phone: 352-583-4705

Email: bearspawquilting@hughes.net



Store (813) 749-0888
 Tess Pokorny (813) 846-6430
 Terry Pokorny (813) 789-4327

A Fabric Crafting Store

16541 Pointe Village Dr.
 Lutz, FL 33558

tess@scrapandsew.com
www.scrapandsew.com

Lakewood Retreat - 2017

On March 6th- 9th, 2017 approximately 40 members attended our 4th annual Quilting Retreat at the Lakewood Retreat Center in the hills of East Hernando County. Our Chairperson, Ava Rossler and all her helpers did a wonderful job. We had 3 days and nights of sewing, eating, relaxing, laughing and being with friends. Everyone had a wonderful time and can't wait until next year's retreat. Here are a few pictures of the retreat.



Arrival and Set up. We are Quilters' Hear us Roar!



The Necessary Energy Boosters! Snacks of Course!

And Sew It Begins!

Quilters - "Start Your Engines!"



Barb Theriault - "There she goes, cutting out paper dolls again!" Panel #2 of #3. Will she finish the whole quilt this time? - "Only the shadow knows."



Two Sisters from the North, Sue House and Patricia Barnum enjoying their first retreat!



Our Michigan Gals, Darla Matthews and Karen Pilon hard at work! They are usually up to mischief! What gives??



Kathleen East - "My Table Runner is almost done. Think I'll make a few more!"




Hey Charlene Brodeur - "You are supposed to sew the fabric together, **Not your fingers!**"



Bev Abenante - "Hey guys, is it time for dinner yet?" I'm wearing my apron!"



Nancy Woodworth and Nancy Jenkins - "Smile, we are on Retreat - No housework!"



Rosemary is proud of her mystery quilt! Alma is working on the table centerpiece!

Lakewood Retreat – 2017 - Continued

And Sew It Continues !



Pat Miller – “The way I see it Millie, if this piece doesn’t come together, I could always eat the snacks behind me and call it a day!”



Margaret Zielinski, Teri Coley – “Are We Having Fun Yet?”



Sandy Davis – “This is coming out just Ducky! Only 100 more to go!”



Ava Rossler – “Hey, like my new duds?”



Sheila Jones – “Hey Mom, look what I made in school today!”



Ma-Hat-Ma “Dandies!”



Donna Bleier and Rene Fogarty – “smiley Sisters”



Sally Marra – “My Mystery Quilt is Lookin’ Good Dude!”

A word of advice Karen! Make sure you know your room number before you enter to take a nap! I have experience in these things!”



The Centerpiece Crowd! Denise, Sharon, Darla, Charlene and Nancy





February, 2017 Quilt Challenge Winners – "Complimentary Colors"

At our February 23rd, 2017 meeting the members displayed their 2017 challenge quilts - "Complimentary Colors." The idea was to choose complementary colors from the color wheel (any two colors directly opposite each other on the color wheel). You could only use two colors and also shades of the colors of your choice. A winner was chosen for 1st, 2nd, 3rd and Honorable Mention plus a "Best Of Show." There were so many creative entries that it was hard to choose!

Best Of Show/ 1st Place – Linda Woytisek – Mexican Star



2nd Place – Ruthanne McGookey – Christmas Tree Mixed



3rd Place – Sue House – Vietnamese Fighting Fish



Honorable Mention – Bonnie Hibbard – Tequila Sunrise



Congratulations Ladies – all your entries were wonderful



Guild Events

2018 Quilt Challenge Info

2018 Hernando Guild Challenge - "My Favorite (Blank)"

As the winner of Best of Show for the 2017 Guild Challenge, Linda Woytisek, with the help of Shirley Kerstetter and Ellen Green, has chosen the subject for the February, 2018 Challenge. The subject is "MY FAVORITE (Blank)." The idea is to make a quilt representing ONE of your favorite things. It could be Pet, Broadway Musical/Play, Movie, Vacation, Flower, Dessert, Hobby, Song, sport, just to name a few. The possibilities are endless, so choose what you like the best. You can use any color scheme, fabric, and embellishments if you wish. Get your creative juices flowing. We would like to have a large participation. If you have any questions, see or call Linda Woytisek (352) 666-1770 or e-mail her at 35april76@gmail.com (Some Reminders Below to get your ideas flowing)



Categories: All – The quilts will not be judged by category this year, but all in one category.

Judging: 1st place, 2nd place, 3rd place and "Best of Show." We will try to bring in an outside judge this year and Guild members will just choose Viewer's Choice for a separate award. (More info on this in the fall)

Quilting: You must have hand or machine quilting on your quilt.

Size: No smaller than 16x16" and no larger than 45x60". If you are smaller, or larger than the specifications, **your quilt will not be judged.**

Due Date: February 22, 2018 – Guild Meeting

Rules: You are not allowed to use a quilt that has been made previous to this challenge. It must be made between February 23rd, 2017 and February 22nd, 2018. There will be a sign-up sheet when you turn in your quilt. ALSO, you must have your name on the back of your quilt.

Trip To Rainbow's End / Happy Apple Quilts February 17, 2017

On February 17th we took a trip to Rainbow's End and Happy Apple Quilt Shops. We had about 29 ladies on the trip. After our shopping experience at Rainbow's End, we enjoyed a wonderful lunch at Café Alfresco in Dunedin before heading up to Happy Apple Quilts where we ended our day with more enjoyable shopping.



These are just a few of the many mystery quilts that were shown at the March meeting. About 40 ladies participated in our first ever mystery quilt class put on by Karen Pilon and Darla Matthews. I think it will become an annual thing. What will they come up with next year?



Show and Tell



The ladies are showing their beautiful results of a Jacket Class they took from Bonnie Holliday. And look at the backs. Great job ladies.



Patricia Barnum is showing her "Glitter Critter" Wall hanging. So pretty!



Judy Thew tried her hand at a paper pieced landscape. She says never again!



Linda Godlewski displays her Christmas Tree Quilt. She worked on this quilt at the March Retreat. Great job!



A few more of the amazing mystery quilts. Too many to show them all! Great job to all.

Donna Muro made this country wall hanging. As a new quilter she is doing a great job! It shows that she's got the quilting bug and loving it!



Louise Isabelle is showing her "Midnight Stars" Quilt. Just amazing and so colorful!



This & That/Tips



Useful Quilting Tips

- Carefully press the seams in quilt blocks by lifting the iron and placing it down on each new area without moving the iron across the fabric so you avoid stretching or distorting your fabric.
- Use plain water only when washing out water soluble marker pens from your fabric, and hand wash well, as detergents and ironing may set the ink permanently.
- Take photos and keep a written record of all your completed quilts. Make sure you label each of your quilts properly too on the back, so there is always a permanent record of who, when, and for whom the quilt was made.
- When photographing quilts out of doors, ideally choose a flat, vertical surface for your quilt to rest against so that it will not move with the breeze and blur in your photo.
- Use different widths of masking tape to guide you in an easy way to quilt parallel lines without marking the quilt top.
- Better to buy more fabric than you think you need for a quilt, rather than too little, as this allows room for mistakes, shrinkage or making a sample block, and for building your stash.
- Look around you - when designing patterns for your quilt, don't forget you can use everyday items to draw around. Plates, cups and saucers and even cookie cutters all make great templates.
- Make your quilt rod / hanging sleeve from a patchwork of all the fabric used in your quilt. Then, if you need to repair anything on the quilt top later, you will have a selection of the right fabrics to use.
- If possible, lay your batting out flat somewhere for a couple of days to allow it to relax before you quilt it, so you don't get caught with wrinkles or creases.
- Just iron your fusible web around the edges of your larger appliqué shapes, and you can then cut away the center portion to get rid of excess bulk and stiffness, which will make appliquéing easier, and your finished quilt softer.
- Everyone has UFOs (Unfinished Projects). Make the effort to go through them and decide what you do actually want to finish, then you can cull the rest and either give them to friends or charity, or sell them.
- Ensure your binding goes on smoothly by running a row of stitching around the edge of the quilt to hold all three layers together, before you attach it.

Cleaning Your Iron From Fusibles

- While the Iron is still hot, lay a paper towel on the edge of your ironing board. Move the hot iron back and forth on the paper towel to get as much fusible off as possible, then turn the iron off.
- After the iron cools down rub the sole plate with a Mr. Clean Magic Eraser to remove the remainder of the fusible and dry off with another paper towel.

Give a lady a quilt and she has
a cherished, priceless gift.



Teach a lady to quilt and she
will buy fabric, a sewing machine,
needles, thread, seam rippers,
bobbins, quilting rulers, pins, pin cushions,
cutting mats, rotary cutters, batting, patterns,
and more fabric!

Recipe Corner

Wild Blueberry Streusel Cobbler

Ingredients

1 pint Blueberries
1 can of condensed sweetened milk
2 teaspoons of grated lemon rind
3/4 cup plus 2 teaspoons of cold margarine or butter
2 cups biscuit baking mix
1/2 cup firmly packed brown sugar
1/2 cup chopped nuts
vanilla ice cream optional

Instructions

Preheat oven to 325 degrees.
In medium mixing bowl combine blueberries sweetened condensed milk and rind set aside.
In large mixing bowl cut 3/4 cup margarine into 1 1/2 cup biscuit mix until crumbly.
Stir in blueberry mixture and spread in greased 9-inch Square baking pan.
In small mixing bowl combine remaining 1/2 cup biscuit mix and sugar. Cut in remaining 2 tablespoons of margarine until crumbly.
Stir in nuts and sprinkle evenly over cobbler.
Bake one hour to one hour and ten minutes until golden brown.
Serve warm.



Advertising



BERNINA
SEWING CENTER


Authorized BERNINA Dealer

In-Store Factory Trained Technician Service and Repairs on most Makes and Models
Classes - Notions - Threads - Books
Fabrics and much more...

www.berninapaff.com Email: berninatpa@aol.com

Hours: Mon - Thurs 10-6
Fri 10-5
Sat 9-4

5405 E Fowler Ave
Temple Terrace FL 33617
813-969-2458




Pat Wilkinson
pipsqea@gte.net
www.quilttilyouwilt.net
727-862-6141

9609 Fulton Ave
Hudson, FL 34667

Custom Machine Quilting
Professional Embroidery

Tues-Fri 10am-5pm
Sat 10am-3pm
Tues, Thur and Fri
7pm-9pm



14215 7th St.
Dade City, FL 33523
Mon - Sat 10-5
Thurs 10-8

Fabric • Books • Patterns
Notions • Classes • Gift Items

Owner: Donna Lillibridge Ph: 352-518-0003
Manager: Carol Bradshaw Fax: 352-518-0022
Website: quiltsoplumlane.net Email: plumlanedl@cs.com

Singer • Janome • Brother Sewing Center



- Free Estimates
- We Service All Makes & Models
- Home Service Available
- FREE Lessons

PLAZA OF THE OAKS
8866 S.R. 52 & LITTLE RD.
HUDSON
sjbsewing.com

CHARLES GIACCHINO
CATHERINE GIACCHINO

Open Mon - Fri 10 - 5
Sat. 10 - 3

727-868-3655

Inspire! Quilting Sewing

Lisa LaPointe V.P. Lynn Habert President

Inspire! Quilting & Sewing, Inc.
101 N Collins
Plant City, FL 33563
813 704 4867

brother
at your side

Anita Goodesign™
EMBROIDERY DESIGN • EVENTS • EDUCATION

www.inspirequilting.com
www.facebook.com/inspirequilting

• Long Arm Quilting Service • Machine Embroidery Supplies

Nana's Quilt Shop



• Fabrics • Notions • Classes • Kits

Owners Monday - Friday 10-5
Coleen Poole Saturday 10-4
Mary Russell nanasquiltshop.com

18851 Cortez Blvd.
Brooksville, FL 34601
352-796-0011

A & A WHITE SEWING CENTER
AUTHORIZED BABY LOCK DEALER - MACHINE SALES AND SERVICE

Sherrie & Mike Mauzy

3307 US Hwy 19
Holiday, FL 34691
727-232-6718




www.aawhitesewingcenter.com
whitesewingcenter@gmail.com facebook.com/sewhappy2016/

QUILTING • FABRIC • EMBROIDERY • CLASSES • AND MORE

Donald Bunn's Machine Quilting

Donald Bunn
Owner/Operator

963 E. Wacker St.
Hernando, FL 34442
(352) 533-3027
Dbunn4@Tampabay.rr.com



Advertising

Suwannee Valley Quilt Shoppe
 517 N Main Street, Trenton, FL (352) 463-3842

- ◆ Fabric & Classes
- ◆ Books & Supplies
- ◆ Machine Quilting
- ◆ Cross Stitch

Open Mon—Sat 10 to 4
www.suwanneeshops.com
 Florida's Most Unique Quilt Shop

- ◆ Stained Glass
- ◆ Antiques
- ◆ Framing
- ◆ Chocolatier



Visit our Suwannee Rose Café
 For lunch & pastries homemade daily

A-WHITE SEW & VAC

- Sewing Machines
- Vacuum Cleaners

REPAIRS ON ALL MODELS

Airport Plaza • 979 N. Suncoast Blvd. • Crystal River, FL 34429 • 352-563-5338
 Paddock Park Village • 3101 S.W. 34th Ave. #802 • Ocala, FL 34474 • 352-854-0022
 La Plaza Grande South • 980 Bichara Blvd. • The Villages, FL 32159 • 352-753-0219
ocalasewing.com

Rainbow's End
 QUILT SHOPPE

941 Broadway Street
 Dunedin, Florida 34698
 Phone: (727) 733-8572
 Fax: (727) 736-0235

Tuesday	10 am – 5 pm
Wednesday	10 am – 8 pm
Thursday/Friday/Saturday	10 am – 5 pm
Sunday/Monday	Closed

www.rainbowsendquiltshoppe.com

Becky Garland - Owner
 Melody Robson - Manager
 Diana Cammarata - Software Specialist

Husqvarna VIKING
FABRIC WAREHOUSE
 Husqvarna Viking Authorized Dealer

Website: www.fabric-warehouse.net
 Email: fwarehouse@tampabay.rr.com
 Facebook: Fabric Warehouse
 Etsy: Fabwarehouse
 Twitter: FabricWFanatics

3030 North Florida Avenue 33805
 Phone: (863) 680-1325
 (Corner of Griffin Rd. and North Florida Ave.)
 Lakeland, Florida
 Monday - Saturday 10am-5:30pm
 Over 4,000 Bolts Of Fabric
 "A Truly Unique Shopping Experience"

SEW & SAVE

SALES & SERVICE
JUKI & NECCHI DEALER

TOWN SQUARE MALL
 3021 US 19 UNIT 270
 SPRING HILL, FL. 34606

352-684-5445
WWW.SEWSAVE.NET

RANDY KASBERG
SEWSAVE@ATT.NET



QUILTS, CLASSES, NOTIONS & MORE
 XOXO

GIGI'S
 Fabric Shop
 EST. 2013

Stop By: 105 S. Moon Ave., Brandon, FL 33511
 [We are behind the Isbell Chiropractic Center]

Brick & Mortar Shop Info / Classes
gigisfabricshop.com

Buy Online xogigifabrics.com
 Ring: 813-661-9000

Happy Apple Quilts
FLORIDA
QUILTING CENTER

M - F 10 - 5
 Tue 10 - 7
 Sat 10 - 3

Full Service Quilt Shop and
 Longarm Quilting Training Facility
 Fabric, Thread, Notions and Classes!

INNOVA
 Innovative Quilting Systems

Sales, Service, Classes, Machine Rental
 13013 W Linebaugh Av, Tampa

www.HappyAppleQuilts.com 813-925-9037
www.FloridaQuiltingCenter.com 813-855-2857