



Hernando Quilters' Guild Newsletter



May/June 2015

Website: www.hernandoquiltersguild.com

President's Message



Dear Guild Members,

What fun we had at the Lakewood Retreat. Thank you to Kathy Bixby, Monika Heady, Beverly Abenante and their hard-working Retreat Committee. Thank you also to Ava Rossler and Millie Singleton for teaching the Delectable Mountain Quilt and the Lady Quilt classes at the Retreat. The quilts were beautiful.

We are already looking forward to the 2016 Retreat. Leida Martinez will be the Chairperson and Ava Rossler and Donna Bleier are on the committee. I am sure they will do a wonderful job.

We are pleased to have welcomed so many new Guild Members at this past meeting and they offered a lot of feedback on how active our Guild is. Please keep inviting newcomers to sit with you and make them feel welcomed.

The Pot Luck Luncheon was a great success. Thank you to Nancy Nickel, Ava Rossler, Beverly Brown and Charlene Brodeur. The variety of dishes brought in by the members were plentiful and delicious.

As you read through the newsletter, you will see that we have a lot of things planned as the year moves forward. We still need someone to cover for Secretary, Donna Bleier for May, Jun, July and August.

We also need people to volunteer when the need arises to keep our wonderful guild going strong. We are a large guild and should not have difficulty getting volunteers. In spite of our large membership, however, it seems it is always the special few that volunteer over and over. Ladies, this is your guild and we need all of you.

Sadly, the November 2015 Quilt Show has been cancelled for several reasons, the most pressing one being the liability of Florida State Law regarding sales tax, and the complexity and liability to our officers. It was a very hard decision to make after much thought and research. If you have any questions, please feel free to contact me at any time at 401-265-0480.

Your President,
Bonnie DeFranco

Officers/Committee Chairs 2015/2016

President	Bonnie DeFranco
1 st Vice Pres.	Nancy Nickel
2 nd Vice Pres. (Programs)	Leida Martinez, Millie Singleton, Sally Marra
Secretary	Donna Bleier
Treasurer	Kathleen East
Quilt Shop Advertising Shows/Travel	Beverly Brown Sharon Allard
Block/Month	Marilyn Ryder
Veteran's Quilts	Brigitte Kasm/Sandy Davis
Soup Labels/Box Tops	Pauline Galloway
Yard Sale Table	Ellie Fries/Joyce Elliffe
Quilt Show	Nancy Jenkins/ Eileen Vyvyan
Fat Quarter Drawing	Judy Thew
Fat Qtr Sales	Betsy Goker
50/50	Esther Feil
Mystery Prize	Lucy VanLiew
Membership	Alma Martin
Newsletter/Advertising	Barb Theriault
Communications	Barb Theriault
Sunshine	Shirley Kerstetter

2015 Fat Quarter Schedule

January	Red/White/Hearts
February	Greens or Shamrocks
March	Small Flowers
April	Pastels (Tone on Tone, Reading Solid)
May	Batiks Only
June	Red/White/Blue
July	Beige/Tan (Neutrals)
August	Stripes or Plaids
September	Leaf Prints
October	Fall Colors
November	Christmas Theme
December	No Exchange

Let Shirley Kerstetter, our SUNSHINE LADY, 352-686-9057, know about the needs or illnesses of our members.

Happy Birthday

May

Barbara Simmons 2
 Sharon Allard 10
 Dianne Atkins 20
 Sheila Jones 20
 Meg Smith 24
 Ellen Green 27
 Nina Ouimette 28
 LaVeda Myers 28
 Geraldine Ferro 29
 Marion Gibson ??

**June**

Annette Reyes 1
 Mollie Gibney 8
 Joan Hartman 21
 Denise Duca 22
 Sally Cosenza 23
 Bonnie Holliday 26
 Bonnie Giustozzi 28
 Rowena Cox 30



Raffle Block of the Month Schedule 2015/2016

Preview	Distribute Kits	Raffle	Presented By	Pattern
Jan	Feb	Mar	Barb Adams	How About A Kiss
Feb	Mar	Apr	Ava Rossler	Jacobs Ladder
Mar	Apr	May	Marilyn Ryder	Posy Power
Apr	May	June	Ava Rossler	Bento Box



* See Marilyn Ryder to sign up

Meeting Type	Day	Date	Place	Time
Board Meeting	Wed	4/15/15	Enrichment Center	9:30
Guild Meeting	Thurs	4/23/15	Holy Cross Lutheran Church	9:30
Board Meeting	Wed	5/20/15	Enrichment Center	9:30
Guild Meeting	Thurs	5/28/15	Holy Cross Lutheran Church	9:30
Board Meeting	Wed	6/17/15	Enrichment Center	9:30
Guild Meeting	Thurs	6/25/15	Holy Cross Lutheran Church	9:30
Board Meeting	Wed	7/15/15	Enrichment Center	9:30
Guild Meeting	Thurs	7/23/15	Holy Cross Lutheran Church	9:30

FIELD TRIPS

Sharon Allard has planned the following trip for May, 2015. Please come and join in the fun.

Friday, May 15, 2015

Trip to Keep Me In Stitches on Dale Mabry, Tampa and Scrap 'n Sew at 589 and SR54. Meet at Publix, Barclay & Spring Hill Dr. at 9:30am. Park out from Beef O'Brady's.

There will be no trips in June, July and August.

If you have any questions, call Sharon Allard at 352-596-9803.

NEWSLETTER: Call or send any information, suggestions, correspondence, tips, or sayings dealing with quilting to **Barbara Theriault, 8181 Weatherford Ave., Brooksville, FL 34613;** e-mail: **btheriault1@tampabay.rr.com;** or call 352-597-8816 or Cell: 678-793-5335. Next deadline is **June 1, 2015.**

• Long Arm Quilting Service • Machine Embroidery Supplies

Nana's Quilt Shop

• Fabrics • Notions

Owners
 Coleen Poole
 Mary Russell

Monday - Friday 10-5
 Saturday 10-4
nanasquiltshop.com

• Classes • Kits

18851 Cortez Blvd.
 Brooksville, FL 34601
 352-796-0011



GUILD NEWS AND NOTES

- ❖ **YARD SALE TABLE - APRIL GUILD MEETING** – Ellie Fries and her helpers will be having a Yard Sale Table at our April 23rd meeting so bring extra cash. There will be some things for sale that were made for the Quilt Show Boutique as well as items that have been collected over the year.

- ❖ **2015 GUILD CHALLENGE WINNERS ANNOUNCED at the February Meeting:** – The color challenge participation was very well received. There were so many beautiful quilts that it was hard to choose the winners in each color. The winners were selected in each color category and one winner was chosen for “Best of Show.” They were as follows:

▪ Best Of Show	Karen Pilon
▪ Black	Natalie Scott
▪ Brown	Shirley Kerstetter
▪ Red	Meg Smith
▪ Orange	Ruthanne McGooley
▪ Green	Karen Pilon
▪ Purple	Denise Jolliffe
▪ Blue	Darla Matthews

- ❖ **GUILD CLASSES**– If you feel you would like to teach one of our classes held at the Enrichment Center on the 2nd, 3rd or 4th Tuesdays of the month, please contact our Vice Presidents in charge of Programs: Millie Singleton, Sally Marra or Leida Martinez. They are always looking for volunteers to teach. Perhaps you have a certain pattern or technique you would like to pass along to the members. Share your knowledge.

- ❖ **2015 OPPORTUNITY QUILT RAFFLE**– The Biennial Quilt Raffle is chaired this year by Nancy Jenkins and Eileen Vyvyan. The Queen Size Quilt “**A Garden For My Wedding Ring**” by **Judy Niemeyer** is being shown and tickets being sold at Nana’s, Tomorrows Treasures and Feather Princesses so far. Since the tickets have the drawing information coinciding with the cancelled Quilt Show, the drawing date will remain the same; Saturday, November 7th, 2015. Our chairs still need people to sign up and volunteer to sell tickets at various locations throughout the remaining months leading up to November. Please contact either Nancy or Eileen if you can help.

- ❖ **2015 CHRISTMAS LUNCHEON** – The Christmas Luncheon will be held on December 10th, 2015 at Brooksville Country Club. Save the date and more details will follow as time gets closer.

- ❖ **2016 GUILD CHALLENGE - “WATER”**– As the winner of Best of Show of the 2015 Guild Challenge, Karen Pilon has chosen the subject for the February, 2016 Challenge. The subject is “**WATER.**” The idea is to make a quilt that involves water in some way from a pattern that signifies water to your own creation. The possibilities are endless with such a broad category as WATER. Get your creative juices flowing. We would like to have a large participation. The directions and subject were e-mailed out a few weeks ago so the snowbirds could start working on it this summer. Just remember the rules. The quilt has to be made between March 26th, 2015 to February, 25th 2016. Size should be no smaller than 16x16 and no larger than 45x60. You must put your name on the back of the quilt, or it will not be judged. The quilts will be judged at the February 25th, 2016 Guild Meeting.

- ❖ **2016 LAKEWOOD RETREAT – MARCH 7 – 10, 2016**– Our annual Quilt Retreat for 2016 will again be at Lakewood Retreat Center, 25458 Dan Brown Hill Rd., Brooksville, FL, March 7th to 10th. Remember the retreat covers a room with two single beds and one double bed, with a private bathroom. As far as we know now we will have the place to ourselves, so we will be using two buildings. All the meals will be served Buffet style and we will have two sewing rooms, one very large room and one smaller room. Our Retreat Committee for 2016 will be Leida Martinez, Ava Rossler and Donna Bleier. There will be sign-up sheets in the near future and more info to follow. For your advance planning reserve the date on your calendars.

- ❖ **BULLETIN BOARDS** – Bulletin Boards are on display at our monthly meetings to share classes, Thank you letters, new ideas, Treasurers Report, etc. Please make a point of viewing them at each meeting. You will be sure to find something of interest to you.

- ❖ **HAND WORK – Red Work or Applique** – Just a reminder that the hand work group will continue to meet directly following the Guild meetings. The hand stitching time is open to anyone who wishes to join us. **No sewing machines allowed. Bring bag lunch and let’s have fun.**



Calendar of Classes/Meetings



April 21st, 2015 – Tuesday 10:00am – 3:00pm – Attic Window Place Mat – Taught by Ava Rossler. - Bay front Health Brooksville Enrichment Center. Bring Lunch, or you can purchase a lunch in the Café' at a discount.

April 23rd, 2015 – Thursday 9:30am General Guild Meeting at Holy Cross Lutheran Church. **Yard Sale Table – Ellie Fries and helpers.**

April 28th 2015 – Tuesday 10:00am – 3:00pm – Stack N Whack Hexagon Stars – Taught by Millie Singleton. - Bay front Health Brooksville Enrichment Center. Bring Lunch, or you can purchase a lunch in the Café' at a discount.

May 12th, 2015 – Tuesday 10:00am – 3:00pm – “Fat Quilts From Fat Quarters” from Barbara Chainey – Taught by Joyce Swearingen Bay front Health Brooksville Enrichment Center, Bring lunch, or you can purchase a lunch in the café at a discount.

May 19th, 2015 – Tuesday 10:00am – 3:00pm – “Continuous Binding” – Taught by Ava Rossler. - Bay front Health Brooksville Enrichment Center. Bring Lunch, or you can purchase a lunch in the Café' at a discount.

May 26th, 2015 – Tuesday 10:00am – 3:00pm – Wool Applique – Taught by Beverly Abenante. - Bay front Health Brooksville Enrichment Center. Bring Lunch, or you can purchase a lunch in the Café' at a discount.

May 28th, 2015 – Thursday 9:30am General Guild Meeting at Holy Cross Lutheran Church.

June 9th, 2015 – Tuesday 10:00am – 3:00pm – TBD Bay front Health Brooksville Enrichment Center, Bring lunch, or you can purchase a lunch in the café at a discount.

June 16th, 2015 – Tuesday 10:00am – 3:00pm – Seasonal Purse – Part I – Taught by Jamie Crowe Bay front Health Brooksville Enrichment Center, Bring lunch, or you can purchase a lunch in the café at a discount.

June 23rd, 2015 – Tuesday 10:00am – 3:00pm – Seasonal Purse – Part 2 – Taught by Jamie Crowe Bay front Health Brooksville Enrichment Center, Bring lunch, or you can purchase a lunch in the café at a discount.

June 25th, 2015 – Thursday 9:30am General Guild Meeting at Holy Cross Lutheran Church.

July 14th, 2015 – Tuesday 10:00am – 3:00pm – TBD Bay front Health Brooksville Enrichment Center, Bring lunch, or you can purchase a lunch in the café at a discount.

July 21st, 2015 – Tuesday 10:00am – 3:00pm – TBD Bay front Health Brooksville Enrichment Center, Bring lunch, or you can purchase a lunch in the café at a discount.

July 28th, 2015 – Tuesday 10:00am – 3:00pm – TBD Bay front Health Brooksville Enrichment Center, Bring lunch, or you can purchase a lunch in the café at a discount.

July 30th, 2015 – Thursday 9:30am General Guild Meeting at Holy Cross Lutheran Church.

Brigitte's Quilting
Quilting is my passion

Brigitte Kasm
Quilter

14944 Lancer Road

H 1-727-379-0274/ C 1 -727-207-2485
bkquiltpaws@hotmail.com
ETSY.com/ BrigittesQuilting

SCRAP AND SEW

Store (813) 749-0888
Tess Pokorny (813) 846-6430
Terry Pokorny (813) 789-4327

A Fabric Crafting Store

16541 Pointe Village Dr. tess@scrapandsew.com
Lutz, FL 33558 www.scrapandsew.com



QUILT SHOWS/RETREATS



May 2 – 3, 2015 - Quilt Show in Gainesville, Florida “From Fabric To Fabulous”

The Tree City Quilter's Guild of Gainesville, FL will be hosting A Judged Quilt Show, “From Fabric to Fabulous! Celebrating the Art of Quilt Making!” Saturday, May 2, 2015 (10:00am – 5:00pm) and Sunday, May 3, 2015 (10:00am – 4:00pm)

Best Western PLUS Gateway Grand 4200 NW 97th Blvd, Gainesville, Florida 32606

Cost to attend: \$7.00 Adults & Children over 12. Children 12 and under are FREE.

There will be many beautiful Quilts on display of all kinds of styles and colors and experience.

- Quilt Judge will be: Brenda Kalata from St. Augustine and has years of experience.
- Teddy Pruett (a certified quilt appraiser) will be on hand to Appraise any quilts you would like appraised.
- There will be: Vendors of quilting supplies and tools, Basket raffles, take a chance and see if you can win one!
- An Opportunity Quilt with raffle tickets to win it!
- A Quiltique/Bazaar will be available for purchasing goods that the Tree City Quilters Guild members have made.
- PLUS - There will be Quilts on Display from the HOFFMAN (INDIGO) CHALLENGE 2014 AND - TCQG will showcase the community service projects in association with several organizations.
- Come and enjoy the Entertainment that will be provided by our talented musicians!

July 18-29 QUILT SHOWCASE IN DELAND

"Quilt Showcase at the Stetson Mansion", Once again, The Quilt Shop of Deland is partnering with the Stetson Mansion for a Quilt Showcase! Stained Glass Quilts and Egyptian Travels are just a few of the wonderful themes planned for display in the turn-of-the-century mansion. Enjoy quilts in a beautiful setting! Visit www.stetsonmansion.com for reservations and plan a visit to the Quilt Shop of DeLand

September 17, 18, 19, 2015 - QUILTING RETREAT IN CEDAR KEY

2nd Annual Cedar Key Quilting Retreat sponsored by The Salty Needle Quilt Shop September 17,18,19, 2015

- Meet and greet on September 17 at 6:30 pm at The Low Key Hideaway. A Low Country Boil will be served catered by Les Vieux Con Catering featuring famous Cedar Key clams fresh from our farm. Set up sewing area at the community center after dinner.
- Breakfast will be served at the Island Room Restaurant located at Cedar Cove Beach and Yacht Club September 18 and 19 at 8:00.
- Sewing will begin at the Cedar Key Community Center at 8:30 am on Friday and Saturday. Mary-Jeanine Ibarguen will be teaching her quilt pattern Kissy Kissy, plus how to use your scraps.
- Sandwiches, chips and drinks will be served for lunch on Friday and Saturday at the community center.
- Sunday, September 20 at 8:00 breakfast and good byes at the Island Room Restaurant.

The rate for the retreat is \$225.00, non-quilters can join us for all meals for \$50.00

Discounted rooms are available at Cedar Cove Beach and Yacht Club

Call 352-543-5332 to reserve your room. Call The Salty Needle Quilt Shop at 352-543-9779 for more information about the retreat

September 24, 25, 26, 2015 Jacksonville, Florida QuiltFest "Special Effects"

Prime F Osborn III Convention Center, 1000 Water Street, Jacksonville, Florida.
Free parking in the Prime Osborne parking lot (has a train engine just inside the entrance)
access on Bay Street HOURS: Thursday, Friday and Saturday 9:00 am - 5:00 pm



QuiltFest is an open judged show. Prize money will be awarded in each category as follows: 1st place - \$300, 2nd place - \$200 and 3rd place - \$100. In addition, each of the following will receive: Best of Show - \$300, Artistic Merit, Best Hand Quilting and Best Machine Quilting - \$100 each. Ribbons only will be awarded for Judge's Recognition, Honorable Mention, Presidents' Award, Viewer's Choice and all Young Quiltmakers.



February, 2015 Quilt Challenge Winners – “A Monochromatic Quilt”

At our February, 2015 meeting the members displayed their 2015 challenge quilts - “A Monochromatic Quilt.” Everyone was asked to choose a primary color and could only use that color and shades from dark to light of that same color. You could use any quilt pattern, or design your own. A winner was chosen from each color category plus a “Best Of Show.”

Best Of Show – Karen Pilon – Color Green




Red – Winner – Meg Smith



Black – Winner - Natalie Scott



Brown - Winner – Shirley Kerstetter



Purple – Winner – Denise Jolliffe



Orange – Winner – Ruthanne McGookey



Blue – Winner – Darla Matthews



2015 Challenge Winners

Lakewood Retreat - 2015

On March 9 - 12, 2015 approximately 43 members attended our 2nd annual Quilting Retreat at the Lakewood Retreat Center in the hills of East Hernando County. We had 3 days and nights of sewing, eating, relaxing, laughing and being with friends. Everyone had a wonderful time and can't wait until next year's retreat. Here are some pictures of the retreat.



Arrival and Set up. Kathy and Monika's "Little Red Wagon."



A place to relax after a long day of quilting!



A break from sewing for good food and good conversation. What's for dessert??




Sally Marra and Sharon Neve-Gray - If you stop here you can have an awesome table runner!!



And let's not forget the snacks!

And Sew It Begins!



Sharon Allard - OK, Table Runner finished. When do we eat??



Donna Bleier - This block is done. Only 100 more to go!



Barb Theriault - OK, first panel done, now lead me to the snacks! I need a break!



Measure twice, cut once!



Leida Martinez - Now let me see, what was this thing for again???



Monika Heady - Now, where did I put that Seam Ripper?



Brigitte Kasm - Uh Oh! I think I just broke my needle!



Betty Johnson - A painter's approach to a McKenna Ryan pattern. Awesome! I didn't have to bring my sewing machine! Hooray!

Lakewood Retreat – 2015 – Continued



Some of the Delectable Mountain Ladies – Look everyone , We've got the center – Now what???



Millie Singleton, who taught the Ladies Quilt, decided to finish her Circle Quilt and by the end of the 3 days, said she hoped not to see another circle for a long time to come!



Kathy Bixby is showing her center panel to a few curious on-lookers! Her applique is exquisite!



Monika Heady was appliqueing an all blue & white quilt and when she got the middle finished, decided she did not like the way it looked and took out every stitch! Now that's a perfectionist!!



Another artist at work – Denise Jolliffe's painted Quilt!



Bonnie DeFranco – "I'm so happy, everything is coming together right!



Sally Marra – Moving right along! More coffee please???



Sharon Neve-Gray – I finished my stars! Lookin' Good!

OK! What mischief can we get into now!

And Sew It Ends For Another Year !

Below is a poem which was printed in Quilt Almanac in 1984. I published it a few years ago in our newsletter, but for the sake of new members, thought I might publish it again for your reading pleasure.

I Am In Love with a Quilt

I'm in love with a quilt, because as you will see,
All quilts are beautiful and exciting to me.
I see them as art which we can all treasure
And, I see them as play and means of great pleasure.
Quilts are an outlet of deep self-expression
And for many of us, they've become an obsession!

I see quilts as work, as a diligent task,
And I see them as challenge, all one could ask.
I can see quilts as history, showing the way
Our grandmothers quilted and sewed in their day.
I see quilts in museums, whose makers, long gone
Have left as a legacy, to urge us on.

I see quilts as part of my household's décor,
And I see them on people and on walls and on floors.
I see antique quilts that are treasured as riches
While other less lovelies, live in dark little niches.
Quilts record feelings, so special to us,
Such as weddings and babies. Oh! What a fuss!

I love making quilts for all the reasons above,
But the one I like best; the one that I love...
Is to make quilts for beds and for just sleeping
Under... all that fabric, and color,
And pattern and wonder...

By: Sylvia Campbell-Landman



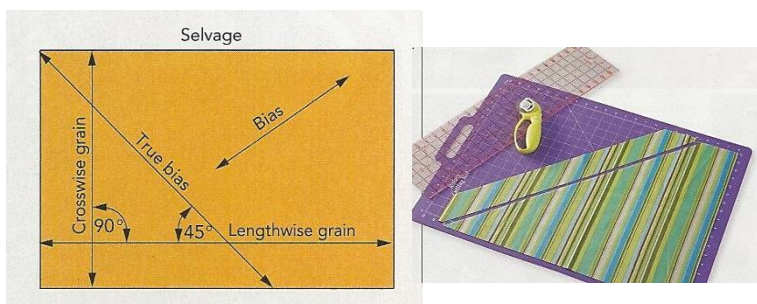
Tips / Tricks

Cutting On The Bias

Bias runs diagonally between the lengthwise and crosswise grain line of a woven fabric. The “true” bias runs exactly at a 45 degree angle to the grain lines (see the diagram) and has the most stretch in a woven fabric.

WHEN SHOULD YOU CUT ON THE BIAS?

Because of their built-in stretch, strips cut on the bias can be easily curved or shaped. Use them when binding curved edges, or to make curved applique pieces such as vines or stems.



You can also cut directional fabrics such as plaids or stripes on the bias for purely visual reasons. A bias binding, or border cut from a stripe fabric creates a “barber pole” effect.

HOW DO YOU CUT BIAS STRIPS?

Begin with a fabric square or rectangle. Using an acrylic ruler and rotary cutter, cut one edge at a 45 degree angle. Measure the desired width from the cut edge, then make a cut parallel to the edge. Repeat until you have the desired number of strips. Handle bias strips carefully to avoid distorting the fabric.

BUILT-TO-LAST QUILTS: Sewing One Final Seam

From “Schnibbles Times Two” by Carrie Nelson

I always do one last thing before my quilt top is truly finished and ready to be quilted. I always **stay stitch around the outer edge of the quilt top**, stitching about 1/8" from the edge. This helps keep the edges from stretching and also prevents seams on my pieced borders from separating.


Most of the quilters I've worked with say it helps, especially if you're planning to have your quilt top professionally machine quilted.

EASY TRICK FOR STRAIGHTER STRIP SETS

From “*Fabulously Fast Quilts*” by Amy Smart

Strip piecing is a great technique for saving time. Here are four important tips to help you make the most accurate strip sets:

- 1) Cut the strips accurately.
- 2) Use consistent scant 1/4" seam allowances.
- 3) Where possible when piecing strips together, sew successive seams in alternating directions. For example, sew the first two strips together top to bottom, but stitch the third strip from bottom to top (see picture). Alternating your stitching direction decreases bowing (curving into an arc) and stretching out of shape within the strip set.
- 4) Carefully press the seam allowances to one side. I prefer pressing to one side, rather than pressing seam allowances open, because opposing seams will nest nicely at intersections. And those nested intersections will make it easier to keep seams aligned in your patchwork. After you've pressed to one side, press (don't iron) the seams again from the right side, to make sure the pieced strips are fully open and flat.



Sewing direction

Quilting Websites To Consider

- www.McCallsquilting.com This is great website if you are looking for past McCall's Quilting Magazines or Quick Quilts as well as free quilt and applique patterns. You can find patterns for everything from Bed Quilts, wall-hangings, bags, pillows and totes. They also have individual block patterns. I use this website all the time. Check it out, I think you will really like the patterns available on this site.
- www.Fabricshack.com This site is great if you are looking for the fabrics by a certain designer. They have a good search engine and they keep up-to-date on the latest fabrics. They also sell Batting and large quilt backing fabric. Check them out.

This, That and the Other !

2016 Hernando Guild Challenge

WATER



As the winner of Best of Show of the 2015 Guild Challenge, Karen Pilon has chosen the subject for the February, 2016 Challenge. The subject is 'WATER.' The idea is to make a quilt that involves water in some way from a pattern that signifies water to your own creation. The possibilities are endless with such a broad category as WATER. Get your creative juices flowing. We would like to have a large participation.

Categories: Applique' (hand and machine in the same category*), Pieced (machine and paper in the same category*), Embroidered (hand and machine in the same category*), Mixed Technique and Wearable Art.

Judging: Viewer's Choice in all categories for 1st, 2nd and 3rd and "Best of Show."

Quilting: You must have hand or machine quilting on your quilt.

Size: No smaller than 16x16" and no larger than 45x60". If you are smaller, or larger than the specifications, **your quilt will not be judged.**

Due Date: February 25, 2016 – Guild Meeting

Rules: You are not allowed to use a quilt that has been made previous to this challenge. It must be made between March 26, 2015 and February 25, 2016. There will be a sign-up sheet when you bring in your quilt to put your name on and which category your quilt is in. ALSO, you must have your name on the back of your quilt. No name, no judging.

* There needs be 4 quilts in each category to be judged separately (example 4 hand appliqued and 4 machine appliqued). Otherwise, all appliqued quilts will be judged as one category.

NEW HAND STITCHING GROUP STARTED

Nancy Jenkins secured the space a few weeks ago for a new hand stitching group that is getting together at the Bayfront Brooksville Enrichment Center on **Thursdays from 10:00am to 1:00pm**. Some of the girls from our Guild that used to go every Thursday to Weeki Wachee Senior Center are now meeting at the Enrichment Center. It consists of mostly hand stitching, maybe binding a quilt, etc. It's a great way to get together, exchange ideas and help each other with questions. Of course, on the last Thursday of the month, most of us will be going to our regular Guild Meeting. Some go out to lunch after and some go to the Hospital Cafeteria and have lunch after. So, if you have nothing to do on a Thursday morning and just want to stitch with those of similar interests, please join them. As usual however, you have to be a member of the Enrichment Center and have paid your \$15.00 for the year to the center in order to participate in this new venture.



Advertising



BERNINA
SEWING CENTER


Authorized BERNINA Dealer

**In-Store Factory Trained Technician
Service and Repairs on most Makes and Models**
Classes - Notions - Threads - Books
Fabrics and much more...

www.berninapaff.com Email: berninatpa@aol.com

**Hours: Mon - Thurs 10-6
Fri 10-5
Sat 9-4**


**5405 E Fowler Ave
Temple Terrace FL 33617
813-969-2458**



14215 7th St.
Dade City, FL 33523
Mon - Sat 10-5
Thurs 10-8

Fabric • Books • Patterns
Notions • Classes • Gift Items

Owner: Donna Lillibridge Ph: 352-518-0003
Manager: Carol Bradshaw Fax: 352-518-0022
Website: quiltsoplumlane.net Email: plumlanedl@cs.com



Lisa LaPointe **Lynn Haberl**
V. P. President

Inspire! Quilting & Sewing, Inc.
101 N Collins
Plant City, FL 33563
813 704 4867

brother
at your side

Anita Goodesign™
EMBROIDERY DESIGN • EVENTS • EDUCATION

www.inspirequilting.com
www.facebook.com/inspirequilting



727-937-6510

White Sewing Center
Quilting Fabric & Classes
Authorized Baby Lock Dealer
Expert Machine Service All Makes

5112 Trouble Creek Road
New Port Richey FL 34652

Email: whitesewingcenter@gmail.com
www.aawhitesewcenter.com



Pat Wilkinson
pipsqea@gte.net
www.quilttilyouwill.net
727-862-6141

9609 Fulton Ave
Hudson, FL 34667

**Custom Machine Quilting
Professional Embroidery**

Tues-Fri 10am-5pm
Sat 10am-3pm
Tues, Thur and Fri
7pm-9pm



Keep Me In Stitches
Tampa Bay's Premier Specialty Sewing Centers

Visit www.kmisinc.com
to see our complete Educational Schedule

South Tampa **North Tampa**
4504 W. Kennedy Blvd. 14833 N. Dale Mabry Hwy.
Tampa, FL 33609 Tampa, FL 33618
813.282.1526 813.908.3889

Authorized Dealer for **baby lock** **JANOME** **Koala Studios**

**Singer • Janome • Brother
Sewing Center**

- Free Estimates
- We Service All Makes & Models
- Home Service Available
- FREE Lessons

PLAZA OF THE OAKS
8866 S.R. 52 & LITTLE RD.
HUDSON
sjbsewing.com
727-868-3655

CHARLES GIACCHINO
CATHERINE GIACCHINO

Open Mon - Fri 10 - 5
Sat. 10 - 3



Crafty Threads

A Welcoming Place to Shop and Sew
12230 Race Track Rd. Tampa, FL 33626
813-855-3066 888-74-QUILT

www.CraftyThreads.com Barb Linares

Quilting Fabric ~ Cuddle Fabric ~ Wool ~ Books
Patterns ~ Notions ~ Gifts

Longarm Quilting & Custom Embroidery ~ T-Shirt Quilts
Day and Evening Classes & Clubs

Mon-Fri 10-6 * Tue 10-9 * Sat 10-3

Bayside Stitches Quilt Shop

Website: www.Baysidestitches.com

2915 Commercial Way
Spring Hill, Florida 34606
baysidestitches@gmail.com
www.facebook.com/baysidestitches
(352) 584-3743

Advertising

Suwannee Valley Quilt Shoppe
 517 N Main Street, Trenton, FL (352) 463-3842

- ◆ Fabric & Classes
- ◆ Books & Supplies
- ◆ Machine Quilting
- ◆ Cross Stitch

Open Mon—Sat 10 to 4
www.suwanneeshops.com

- ◆ Stained Glass
- ◆ Antiques
- ◆ Framing
- ◆ Chocolatier

Florida's Most Unique Quilt Shop



Visit our Suwannee Rose Café
 For lunch & pastries homemade daily

A-WHITE SEW & VAC

- Sewing Machines
- Vacuum Cleaners

REPAIRS ON ALL MODELS

Airport Plaza • 979 N. Suncoast Blvd. • Crystal River, FL 34429 • 352-563-5338
 Paddock Park Village • 3101 S.W. 34th Ave. #802 • Ocala, FL 34474 • 352-854-0022
 La Plaza Grande South • 980 Bichara Blvd. • The Villages, FL 32159 • 352-753-0219
ocalasewing.com

Becky Garland - Owner
 Melody Robson - Manager
 Diana Cammarata - Software Specialist

Husqvarna VIKING FABRIC WAREHOUSE
 Husqvarna Viking Authorized Dealer

Website: www.fabric-warehouse.net
 Email: fwarehouse@tampabay.rr.com
 Facebook: Fabric Warehouse
 Etsy: Fabwarehouse
 Twitter: FabricWFanatics

3030 North Florida Avenue 33805
 Phone: (863) 680-1325
 (Corner of Griffin Rd. and North Florida Ave.)
 Lakeland, Florida
 Monday - Saturday 10am-5:30pm
 Over 4,000 Bolts Of Fabric
 "A Truly Unique Shopping Experience"

SEW & SAVE

SALES & SERVICE
 JUKI & NECCHI DEALER

TOWN SQUARE MALL
 3021 US 19 UNIT 270
 SPRING HILL, FL. 34606

352-684-5445
WWW.SEWSAVE.NET

RANDY KASBERG
SEWSAVE@ATT.NET



Rainbow's End
 QUILT SHOPPE

941 Broadway Street
 Dunedin, Florida 34698
 Phone: (727) 733-8572
 Fax: (727) 736-0235

Monday/Tuesday	10 am – 5 pm
Wednesday	10 am – 8 pm
Thursday/Friday/Saturday	10 am – 5 pm
Sunday	Closed

www.rainbowsendquiltshoppe.com

Happy Apple Quilts™

Fabric, Books, Patterns,
 Notions, Embellishments, Trims
 Floriani

Sewing Machines, Bolga Baskets
 Classes and Workshops

3335 Tampa Rd, Palm Harbor
 727-786-0080
www.HappyAppleQuilts.com
 Mon, Wed, Thur, Fri 10 - 5;
 Tue 10 - 7; Sat 10 - 3



QUILTS, CLASSES, NOTIONS & MORE
 XOXO

GIGI'S
 Fabric Shop
 EST. 2013

Stop By 105 S. Moon Ave., Brandon, FL 33511
 (We are behind the Isbell Chiropractic Center)

Brick & Mortar Shop Info/Classes
gigisfabricshop.com

Buy Online xogigifabrics.com
 Ring 813-661-9000



Donald Bunn's Machine Quilting

Donald Bunn
 Owner/Operator

963 E. Wacker St.
 Hernando, FL 34442

(352) 533-3027
Dbunn4@Tampabay.rr.com

