



Hernando Quilters' Guild Newsletter



March/April 2017

Website: www.hernandoquiltersguild.com

President's Message



Dear Guild Members,

We are already into the 2nd month of a new year of quilting. Time seems to go faster the older we get and the busier we get, or was that **"The faster I Go, the be hinder I get"**. The UFO's are piling up for most of us I'm sure.

I was excited to see that we had 12 new members sign up in January which goes to show that we have a Guild we can be proud of. It's time to say a fond farewell to 2016. Each year holds both sad and happy memories. Let's all try to make 2017 a year full of good memories and accomplishments not only for ourselves, but also the Guild. We've said good-bye to some members and welcomed some new. May we make all who attend feel welcome. Please try to get to know that new face in the crowd.

I'm looking forward to seeing all those quilts for our February Quilt Challenge of "Complimentary Colors."

Our annual Retreat is coming up on March 6th. For you new members who will be attending our Retreat, you will not be disappointed. Ava Rossler and her team have a wonderful time planned for you. I do want to remind you however, that this is a Mennonite Camp Ground and no alcohol is allowed anywhere on the property. If we do not honor this rule, we will not be invited to come back and lose any opportunity to come back in future years. Let's not let that happen.

Our Vice President is planning a Pot Luck Lunch for our April meeting and she will be asking for volunteers to help in set up. Remember, we are not allowed to use the kitchen equipment, so bring cold dishes, crockpots, etc.

Incidentally, I read an article the other day about how so many people when they reach those "golden years," just sit at home and watch TV with very little support system. How fortunate we are to be active quilters with a group of like minded women. Think of the many roles we may have taken on: wife, mother, sister, aunt, grandma, not to mention the many careers we may have dedicated years to before becoming a quilter. We have all reinvented ourselves as quilters, designers, and fabric artists. We attend quilt shows in droves to gaze on true works of art. Not to mention, vendor booths to build up our stashes, buy the latest gizmo, get the newest ruler, learn a new technique and keep this economy going. We are able to concentrate for long periods of time, decipher patterns, and sew straight lines. We have made new friends, formed new alliances and continually come together as a Guild. So yes, we have all reinvented ourselves!

Until next time my quilting friends remember... **"Quilters Touch The Past And The Future"**

Fondly – Your President,

Barb Theriault

Officers/Committee Chairs

2017/2018

President	Barb Theriault
1 st Vice Pres.	Nancy Jenkins
2 nd Vice Pres. (Programs)	Sally Marra, Millie Singleton
Secretary	Beverly Abenante
Treasurer	Sharon Didden
Quilt Shop Advertising	Beverly Brown
Quilt Trips	Tekla Bell
Block/Month	Marilyn Ryder
Veteran's Quilts	Brigitte Kasm
Yard Sale Table	Donna Bleier
2017 Retreat	Ava Rossler
Birthdays	Bonnie DeFranco
Fat Quarter Drawing	Judy Thew/Tekla Bell
Fat Qtr Sales	Sharon Allard/Kathleen East
50/50	Esther Feil
Mystery Prize	Lucy VanLiew
Membership	Alma Martin
Newsletter/Advertising	Barb Theriault
Communications/Web Liaison	Barb Theriault
Sunshine	Shirley Kerstetter
Webmaster	Dave Curtis

2017 Fat Quarter Schedule

January	Red/White/Pink or Hearts
February	Greens or Shamrocks
March	Reproduction or Look-alikes (i.e. Civil War, 1800's, 1930's, or Shirtings)
April	Spring Colors (Tone on Tone, Reading Solid)
May	Batiks Only
June	Red/White/Blue
July	Black, Grey or White
August	Beige/Tan/Neutral
September	Stripes or Plaids
October	Fall Colors
November	Christmas Theme
December	No Exchange

Happy Birthday

**MARCH**

Dorothy Johnson 2
 Bobbie Lemay 7
 Sandy Klemz 8
 Ruth Redeker 12
 Joyce Shively 15
 Barbara Bradstreet 17
 Brigitte Kasm 18
 Marilyn Henkel 22
 Joan Wildman 28
 Sandra Davis 28
 Linda Guile 28
 Millie Singleton 26
 Kathleen East 30
 Margaret Zielinski 31

APRIL

Gene Chambers 10
 Sue Oxendorf 13
 Linda Woytisek 14
 Muriel Johnson 16
 Kathy Chapman 24
 Brenda Anderson 29

Preview	Distribute Kits	Raffle	Presented By	Pattern
Nov	Jan	Feb	KCS*	Greek Cross
Jan	Feb	Mar	KCS*	Long 9 Patch
Feb	Mar	Apr	KCS*	Prickly Pear
Mar	Apr	May	KCS*	Grandmother Tulip



* See Marilyn Ryder to sign up

* Kansas City Star

Meeting Type	Day	Date	Place	Time
Board Meeting	Wed	2/22/17	Enrichment Center	9:30
Guild Meeting	Thurs	2/23/17 (Challenge Due)	Jerome Brown Comm. Ctr.	9:30
Board Meeting	Wed	3/22/17	Enrichment Center	9:30
Guild Meeting	Thurs	3/23/17	Jerome Brown Comm. Ctr.	9:30
Board Meeting	Wed	4/26/17	Enrichment Center	9:30
Guild Meeting	Thurs	4/27/17 (Pot Luck Lunch)	Jerome Brown Comm. Ctr.	9:30
Board Meeting	Wed	5/24/17	Enrichment Center	9:30
Guild Meeting	Thurs	5/25/17	Jerome Brown Comm. Ctr.	9:30

FIELD TRIPS

The Guild has planned the following trips for March and April 2017:

Friday, March 17, 2017

Trip to Quilts On Plum Lane, Dade City. Meet at 9:30am at Publix on route 50 and 41.

Friday, April 21, 2017

Trip to Sharky's, 700 W. Main St., Wildwood, FL – Lunch at Cotillion. Meet at Publix 41 and 50 at 9:30am.

If you have any questions, call Barb Theriault at 352-597-8816 or Cell: 678-793-5335 for the March trip and Tekla Bell 727-863-8501 for the April trip.

FABRICOLOGIST

[fab-ri-kol-uh-jist]

noun

1. One who has perfected the art of stashing fabric.
2. An expert accumulator of cloth intended for future use.

FONSANDPORTER.COM


Let **Shirley Kerstetter**, our **SUNSHINE LADY**, 352-686-9057, know about the needs or illnesses of our members.

NEWSLETTER: Call or send any information, suggestions, correspondence, tips, or sayings dealing with quilting to **Barbara Theriault, 8181 Weatherford Ave., Brooksville, FL 34613**; e-mail: btheriault1@tampabay.rr.com; or call 352-597-8816 or Cell: 678-793-5335. Next deadline is **April 5, 2017**.

GUILD NEWS AND NOTES




- ❖ **FINAL REQUEST FOR DUES \$15.00 DUE AT FEBRUARY 2017 MEETING** Please do not forget to bring your **checkbooks to pay your annual dues**. If you did not pay your dues in January, you have until the February meeting to pay. Make your check out to: Hernando Quilters' Guild. If you are out of town and paying by mail please mail your check to: Hernando Quilters' Guild, P.O. Box 6672, Spring Hill, FL 34611. If you wish to pay by cash, Alma has requested that you have the ***exact change*** to make things a little easier. If not paid by the February meeting there will be a \$5.00 Late fee.
- ❖ **2017 CHRISTMAS LUNCHEON** – Nancy Jenkins has planned the Christmas Luncheon for 2017 to be held at Silverthorn Country Club on December 7, 2017. As far as we know now the cost of \$25.00 will remain the same. More info will follow on menu choices, actual cost, etc. as the time get closer. We found the service to be excellent and the food very good at our 2016 luncheon and decided to do it again for 2017.
- ❖ **2017 GUILD CHALLENGE - "COMPLIMENTARY COLOR"**– The challenge quilts will be judged at our February meeting and pictures will be taken of the winners and the entries. These pictures will show up in the May/June Newsletter. Also, you will see information and directions for the subject chosen by the "Best Of Show" winner for the next challenge for 2018. Good Luck everyone!
- ❖ **2017 LAKEWOOD RETREAT – MARCH 6 – 9, 2017**– Our annual Quilt Retreat for 2017 will again be at Lakewood Retreat Center, 25458 Dan Brown Hill Rd., Brooksville, FL, March 6th to 9th. Remember the retreat covers a room with two single beds and one double bed, with a private bathroom. We will be using two buildings. Meals will be served Buffet style and we will have two sewing rooms, one very large room and one smaller room. The cost will be \$145.00 per quilter and sign-up and first payment was in October. Ava Rossler has stepped up to organize our Retreat this year and will be assisted by Debbie McCabe and a few other volunteers. 42 women have signed up and the availability at this time is now full. If you wish to go, you can put your name on a list with Ava and if someone has to cancel she will let you know and you can work out the payments with the member who has cancelled. Also due at the February meeting at the latest, Ava will need your sealed envelope with your contact/medical info to hold during the retreat in case something should go wrong. More info will be released via group e-mail soon.
- ❖ **2017 APRIL 27TH POT LUCK LUNCH GUILD MEETING** Our Vice President, Nancy Jenkins is planning for a Pot Luck Lunch at our April meeting. She will be asking for Volunteers to sign up to help with the lunch, set up and take down as well as a few members to bring soda, and ice tea. Remember, we are not allowed to use the kitchen equipment, so bring cold dishes, crockpots, etc.
- ❖ **FOOD BANK DONATIONS** Our Food Bank monthly donations go to Shady Hills Baptist Church in Spring Hill. We are asking every member to be aware of the donation jar at the membership table and if every member attending (which is about 50–60 women at any given meeting) donated at least \$1.00 we would be able to give a check to the church for at least \$50.00 per month. The guild voted on giving at least \$50.00 per month minimum. If the jar does not meet the \$50.00 amount for any given month, the balance will be paid by the guild. With all that being said the January meeting donation reached \$75.00. Let's keep the momentum going so we can comply with our charity portion of our 501C 7 status with the State Of Florida as well as helping out a very deserving Food Bank.



14215 7th St.
Dade City, FL 33523
Mon - Sat 10-5
Thurs 10-8

Fabric • Books • Patterns
Notions • Classes • Gift Items

Owner: Donna Lillibridge Ph: 352-518-0003
Manager: Carol Bradshaw Fax: 352-518-0022
Website: quiltsonplumlane.net Email: plumlanedl@cs.com



Brigitte's Quilting
Quilting is my passion

Brigitte Kasm
Quilter

14944 Lancer Road

H 1-727-379-0274/ C 1-727-207-2485
bkquiltpaws@hotmail.com
ETSY.com/ BrigittesQuilting



Calendar of Classes/Meetings



Please Note: Larger classes may need to be held at the Quarry. We will determine after checking the sign-up sheet if the number of students is too large for the Enrichment Center, we will notify you that the class location will be changed to the Quarry.

February 21st, 2017 – Tuesday 10:00am – 3:00pm Jacket Part I w/Bonnie Holliday. Quarry Enrichment Center – 1 Table per person. Bring Lunch.

February 23rd, 2017– Thursday 9:30am General Guild Meeting Jerome Brown Community Center, 99 Jerome Brown Place, Brooksville, FL. Off Cortez Blvd which becomes West Jefferson. **(Challenge Quilts Due)**

February 28th, 2017 – Tuesday 10:00am – 3:00pm Jacket Part II w/Bonnie Holliday. Quarry Enrichment Center. 1 Table per person. Bring Lunch

March 14th, 2017 – Tuesday 10:00am – 3:00pm – Bowl Buddies w/Bonnie Holliday. Location to be determined.

March 15th, 2017 – Wednesday 10:00am – 3:00pm – Jacket Part III w/Bonnie Holliday. Location to be determined.

March 21st, 2017 – Tuesday 10:00am – 3:00pm Mystery Quilt Part III w/Karen Pilon. Location for class – Quarry Enrichment Center. Bring your lunch.

March 23rd, 2017– Thursday 9:30am General Guild Meeting Jerome Brown Community Center, 99 Jerome Brown Place, Brooksville, FL. Off Cortez Blvd which becomes West Jefferson.

March 28th, 2017 – Tuesday 10:00am – 3:00pm – Shared Log Cabin w/Rosemary Willett. Location to be determined.

April 11th, 2017 – Tuesday 10:00am – 3:00pm – English Paper Piecing w/Karen Pilon. Location to be determined.

April 18th, 2017 – Tuesday 10:00am – 3:00pm – Camden Bag – Part I w/Karen Pilon. Location to be determined.

April 21st, 2017 – Friday 10:00am – 3:00pm – Camden Bag – Part II w/Karen Pilon. Location to be determined.

April 25th, 2017 – Tuesday 10:00am – 3:00pm – Charm Pack Tote w/Beverly Abenante. Location to be determined.

April 27th, 2017– Thursday 9:30am General Guild Meeting (POT LUCK LUNCH) Jerome Brown Community Center, 99 Jerome Brown Place, Brooksville, FL. Off Cortez Blvd which becomes West Jefferson.

May 9th, 2017 – Tuesday 10:00am – 3:00pm – Sew-cial. Bayfront Enrichment Center. (this could change if a teacher comes forward) We will keep you posted.

May 16th, 2017 – Tuesday 10:00am – 3:00pm – Iron Caddy w/Cindy Fitzgerald. Location to be determined.

May 23rd, 2017 – Tuesday 10:00am – 3:00pm – Sew-cial. Bayfront Enrichment Center. (this could change if a teacher comes forward) We will keep you posted.

May 27th, 2017– Thursday 9:30am General Guild Meeting Jerome Brown Community Center, 99 Jerome Brown Place, Brooksville, FL. Off Cortez Blvd which becomes West Jefferson.



• Long Arm Quilting Service • Machine Embroidery Supplies

Nana's
Quilt Shop

• Fabrics • Notions

Owners
Coleen Poole
Mary Russell

Monday - Friday 10-5
Saturday 10-4
nanasquiltshop.com

• Classes • Kits

18851 Cortez Blvd.
Brooksville, FL 34601
352-796-0011



QUILT SHOWS/RETREATS



February 24-25, 2017 – Applique In Tampa Bay – sponsored by: Feather Princesses, Inc. “Applique In Tampa Bay IV – Spring Fling Quilt Show. Hours: Friday 10:00am to 5:00pm and Saturday 10:00am to 4:00pm. Location: Higgins Hall, St. Lawrence Catholic Church, 5221 N. Himes Avenue, Tampa, FL 33614. Admission \$8.00. Hundreds of Appliqued Quilts on Display! Vendor Mall, Mini Quilt Auction, Opportunity Quilt, Boutique, Gift Baskets, Café – Serving lunch Friday and Saturday. For more info: Laura Brooker at: laurajbr@mac.com.

February 24-25, 2017 – Lake County Quilters Guild Show – Mt. Dora - Location: Lake Reception, 4425 Hwy. 19A, Mount Dora, FL 32757. 200 unique quilts and items on display. Shop at our many trend setting vendors and enjoy our large boutique. We have demos of new techniques/products throughout the day. Quilt Appraisal available and scissor sharpening. A silent auction of fine art, a mini-auction of hand-made creations, and booth of quilts for sale. In the atrium, there are tables and chairs to relax and have lunch. There will be salads, sandwiches, sweets and drinks for purchase. Admission is \$7.00; parking is free and buses are welcome. Admission for groups of 25 or more is \$6.00. USA currency and checks are the only means of payment for guild items. Vendors accept credit and debit cards as well. For more info: quiltshowchair@lakequiltguild.com.

March 1 – 4, 2017 - AQS Quilt Show – Daytona Beach, FL

American Quilters Society is pleased to announce their **QUILT WEEK** Event to be held in Daytona Beach, Florida from March 1 – 4, 2017. It will be held at the Ocean Center, 101 North Atlantic Ave. More info at: Quiltweek.com

March 16 - 18, 2016 - Original Sewing & Quilt Expo – Lakeland, FL

Three exciting, satisfying and fun days at the Lakeland Center, 701 West Lime St., Lakeland, Florida 33815. Workshops and classes taught by nationally recognized educators, Quilt displays and runway fashion shows, Trunk shows and new product demos, Incredible shopping with retailers from across the country. Expo Hotels – Rooms w/discounted rates have been reserved for Expo attendees at area hotels. See www.sewingexpo.com for further details.


March 24 – 25, 2017 -Flights Of Fancy Quilt Show- Quilter’s Workshop Of Tampa Bay

Quilter’s Workshop of Tampa Bay will be holding their biennial a Quilt Show on March 24 -25 2017.

Location: The Salvation Army Worship Center, 1100 W. Sligh Avenue, Tampa, Florida 33604. Times: 9:00am - 5:00pm Friday & 9:00am - 4:00pm Saturday; Entry fee \$7 (cash or check)

Every other year, Quilters’ Workshop plans and produces a **Quilt Show** to display the quilts most recently made by our members and to acquaint the general public with the world of quilting. For more info contact:

www.quiltersworkshoptampa.org.



Bear's Paw Quilting, LLC
*Custom & Edge to Edge Longarm
 Machine Quilting*

Laurie Pearce
 Longarm Machine Quilter

1292 Myers Road
 Brooksville, FL 34602

Phone: 352-583-4705

Email: bears pawquilting@hughes.net



Store (813) 749-0888
 Tess Pokorny (813) 846-6430
 Terry Pokorny (813) 789-4327

A Fabric Crafting Store

16541 Pointe Village Dr.
 Lutz, FL 33558

tess@scrapandsew.com
www.scrapandsew.com

Guild Events

Trip to Suwannee Valley Quilt Shoppe January 13, 2017

On January 13, 2017 about 32 quilters took a trip to Trenton, Florida to one of their favorite places – Suwannee Valley Quilt Shoppe. We were given a warm welcome by the staff. We enjoyed a wonderful lunch in the Café right in the shop while staff members made our fabric cuts for us. Pictured below are some happy quilters stocking up for all their future projects.



Marilyn Henkel is showing a beautiful silk heirloom quilt. Beautiful Marilyn.

What's Your Quilter's IQ?

Jane & Lily bought 60 yards of fabric between them. Lily bought twice as much as Jane. How much did Jane buy?
A) 20 yards. She forgot her credit card at home.
B) 40 yards. She still had her checkbook.
C) Exactly 5 inches less than she needs to finish her quilt.

2. Which of the following doesn't belong?
A) Fons & Porter
B) Alex Anderson
C) Debbie Mumm
D) Martha Stewart

3. Linda made five quilts last year, sewing only on Wednesdays and Thursdays; Mary made seven quilts, sewing only on days when the sun was shining. Jan made three times as many quilts as Linda and Mary combined would have made if they had worked only every fifth Tuesday. Therefore, the following is true:
A) Linda sews faster than Jan.
B) Jan sews faster than Mary.
C) Mary sews the fastest of all.
D) This is the most ridiculous question you've ever heard.

- from Love of Quilting magazine, Sept./Oct. 2004

Show & Tell



Our Master Quilter, Shirley Kerstetter is showing her large bed quilt which she calls "Sunflowers Galore." I believe she made this for her daughter. Shirley, as always, exquisite!



Charlene Brodeur is presenting her "Moose Quilt." Very appropriate considering the part of the country she comes from. Love it!

Show and Tell



The ladies are showing their beautiful table runners. This was a class taught by Linda Godlewski. What a wonderful variety. Nice job ladies.



This is a quilt by Rosemary Willett called "Shared Log Cabin." She will be teaching a class on this coming up on March 28th. Very nice and colorful.



Another class taught by Rosemary Willett. The girls are showing their finished photo holders. Really cute.



Millie Singleton is assisting Pat Miller in showing her Lone Star Quilt and her photo holder from a recent class by Rosemary Willett. Pat, nice job and appealing colors.



Bonnie Holliday, Left, is modeling a quilted Jacket she made. She is holding a class on this Jacket part I 2/21, Part II 2/28 and part 3 3/15. A wonderful technique with beautiful results.



Kathleen East is holding up one of 3 baby blankets above that she has recently finished. Left are two more. Really cute Kathleen.



Ruthanne McGookey is showing her King Size Grey and Yellow Quilt. Nice job Ruthanne.



Karen Pilon and Darla Matthews are showing their completed "Camden Bags." Karen will be teaching a two part class on this colorful bag April 18th and 21st.

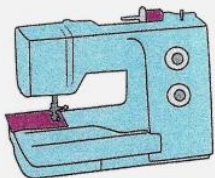


This & That/Tips



WHAT TO PACK – QUILTING RETREAT TIPS

Since our March Quilting Retreat is coming up, I thought I would post the following information for some of you first timers going to the retreat.



SEWING, CUTTING, PRESSING

- Rotary cutter
- Scissors
- Small cutting mat
- Ruler
- Sewing machine (including foot pedal and power cord!)
- Neutral thread (plus colors needed for specific projects)
- Prewound bobbins
- Pins and pincushion
- Needle threader
- ¼-inch foot
- Walking foot
- Zipper foot
- Seam ripper
- Shelf liner to put under machine
- Wide rubber bands to hold foot control in place
- Spray bottle for water (to use at ironing station)
- Wooden seam presser
- Portable pressing surface
- Mini iron
-

EXTRA, EXTRA

- Extra sewing machine needles
- Spare rotary cutter blades
- Fabric basting glue
- Fusible web
- Marking tools
- Specialty rulers or acrylic templates
- Freezer paper
- Interfacing
- Batting
- Container or tool caddy
- Notebook and pencil
-
-
-



PROJECTS

- List projects, kits, and any special supplies needed for each.
-
 -
 -
 -
 -
 -
 -
 -
 -
 -

GETTING COMFY

- Extra lighting
- Snacks (fruit, veggies, nuts, and cheese)
- Water
- Layers of clothing
- Slippers
- Plastic cup with a cover
- Cushion or special chair
- Your own pillow
-
-
-
-

Tips From Quilters

Viewing Your Blocks From A Distance

❖ In order to view your quilts or blocks etc. from a distance, use a monocular or binocular turned backwards. Makes everything farther away instead of closer. - *Dollie in Idaho*

Tracking Your Quilting Time

❖ I lose track of time while sewing so I use my clock radio to pace myself. I "hit" the sleep button which will play music for one hour. When the radio shuts off I know I have to get up, stretch, look off into the distance, etc...maybe even speak to my family and put the dogs out! - *Julie in New Mexico*

Cutting Thread When Traveling

❖ Since you can't take scissors on the plane take your dental floss container along to cut your thread. It really works!!! - *Judy in Indiana*


Half-Square Triangle Helpful Tool

HALF-SQUARE TRIANGLE BLOCKS	
When figuring the dimension of a half-square triangle block, add 7/8" to both the height and the length of the desired finished size half-square triangle block.	
Half-Square Triangles, Cut Block	Finished Block Size
2-7/8"	2"
3-3/8"	2-1/2"
3-7/8"	3"
4-3/8"	3-1/2"
4-7/8"	4"
5-3/8"	4-1/2"
5-7/8"	5"
6-3/8"	5-1/2"
6-7/8"	6"
7-3/8"	6-1/2"
7-7/8"	7"
8-3/8"	7-1/2"
8-7/8"	8"
9-3/8"	8-1/2"
9-7/8"	9"
10-3/8"	9-1/2"
10-7/8"	10"
11-3/8"	10-1/2"
11-7/8"	11"
12-3/8"	11-1/2"
12-7/8"	12"

Quilt History

Quilt Patterns Through Time Underground Railroad/Jacob's Ladder

Seldom do we find a quilt pattern with just one name. This pattern has been called many. Just a few are Jacob's Ladder, Underground Railroad, Road to California, Off to San Francisco, Gone to Chicago, Stepping Stones and Trail of the Covered Wagon. All these names have one commonality; they all speak of going somewhere. It's fun to imagine what might have inspired these names. It may be a trip through the garden using stepping stones or it might be the long journey west in a covered wagon. Women might well have dreamed of traveling as they were sewing on this quilt.



Inspired by the Bible and Uplifting Faith

When Marie Webster wrote the first known book on quilting in 1915 she referred to the Jacob's Ladder pattern in this way, "The bold and rather heavy design known as 'Jacobs Ladder' is a good example of a pieced quilt." She showed a black and white picture of this pattern with the caption, "One of the most striking quilts having Biblical names." Biblical names were often used for quilts in a time when reading the Bible each day was a part of family life.

The Pattern's True Origins



Another writer, Ruth Finley, wrote a later book on quilting in 1929. Finley mentions the Jacob's Ladder pattern as being of "shadowy pre-Revolutionary origin," but present day quilt historian, Barbara Brackman, points out that no example of a

quilt in this pattern has been identified that was made before the beginning of the 20th century. We need to be aware that during the early 20th century quilt history was often romanticized and people did not yet have the guidelines for good quilt history research that we use today.

A Tribute to the Underground Railroad

Finley was the first to mention the same pattern was sometimes called the Underground Railroad. She further romanticized the name Underground Railroad by describing how it brings to mind a picture of, "Eliza of *Uncle Tom's Cabin* crossing the ice from Kentucky to Ohio, whence the underground railroad carried runaway slaves to the promised land of Canada." We know that this pattern was unknown during the pre Civil War days of the Underground Railroad. But, considering Finley grew up in Ohio she might well have heard stories of this pattern in connection with Ohio's part in assisting escaping slaves.

Quilt historian Barbara Brackman puts it so well in an article she wrote, "As a quilter I've always loved the pattern and the secrets hidden in the name, but, as historian I've come to realize that there are no known quilts in this pattern dating back to the days of the Civil War or to the decades before the War when the Underground Railroad flourished."



Quilts like the one above were common during the Civil War era. The pattern used was one of four patches set on point in strips giving the sense of paths. Perhaps the Underground Railroad pattern evolved from this earlier pattern.

In the end we must see the name Underground Railroad for this quilt block as one that remembers and honors the brave people who escaped slavery by traveling north and those who helped them. This does not make its historical significance any less. A commemorative pattern like this reveals the importance the Underground Railroad had to people not only during the time it helped slaves escape but for many, many years after the Civil War.

© 2004 Judy Anne Breneman
Reference: www.womenfolk.com

Advertising



BERNINA
SEWING CENTER

Authorized BERNINA Dealer

**In-Store Factory Trained Technician
Service and Repairs on most Makes and Models**
Classes - Notions - Threads - Books
Fabrics and much more...

www.berninapaff.com Email: berninatpa@aol.com

**Hours: Mon - Thurs 10-6
Fri 10-5
Sat 9-4**

**5405 E Fowler Ave
Temple Terrace FL 33617
813-969-2458**




Pat Wilkinson
pipsqeak@gte.net
www.quilttilyouwilt.net
727-862-6141

9609 Fulton Ave
Hudson, FL 34667

**Custom Machine Quilting
Professional Embroidery**

Tues-Fri 10am-5pm
Sat 10am-3pm
Tues, Thur and Fri
7pm-9pm



14215 7th St.
Dade City, FL 33523
Mon - Sat 10-5
Thurs 10-8

Fabric • Books • Patterns
Notions • Classes • Gift Items

Owner: Donna Lillibridge Ph: 352-518-0003
Manager: Carol Bradshaw Fax: 352-518-0022
Website: quiltsoplumlane.net Email: plumlanedl@cs.com



Keep Me In Stitches
Tampa Bay's Premier Specialty Sewing Centers

Visit www.kmisinc.com
to see our complete Educational Schedule

South Tampa
4504 W. Kennedy Blvd.
Tampa, FL 33609
813.282.1526

North Tampa
14833 N. Dale Mabry Hwy.
Tampa, FL 33618
813.908.3889

Authorized Dealer for **baby lock** **JANOME** **Koala**



Lisa LaPointe
V. P.

Lynn Haberl
President

Inspire! Quilting & Sewing, Inc.
101 N Collins
Plant City, FL 33563
813 704 4867

brother
at your side

Anita Goodesign™
EMBROIDERY DESIGN • EVENTS • EDUCATION

www.inspirequilting.com
www.facebook.com/inspirequilting

**Singer • Janome • Brother
Sewing Center**



- Free Estimates
- We Service All Makes & Models
- Home Service Available
- FREE Lessons

PLAZA OF THE OAKS
8866 S.R. 52 & LITTLE RD.
HUDSON
sjbsewing.com

727-868-3655

CHARLES GIACCHINO
CATHERINE GIACCHINO

Open Mon - Fri 10 - 5
Sat. 10 - 3

A & A WHITE SEWING CENTER
AUTHORIZED BABY LOCK DEALER - MACHINE SALES AND SERVICE

Sherrie & Mike Mauzy
3307 US Hwy 19
Holiday, FL 34691
727-232-6718



www.aawhitesewingcenter.com
whitesewingcenter@gmail.com facebook.com/sewhappy2016/

QUILTING • FABRIC • EMBROIDERY • CLASSES • AND MORE


Donald Bunn's Machine Quilting

Donald Bunn
Owner/Operator

963 E. Wacker St.
Hernando, FL 34442

(352) 533-3027

Dbunn4@Tampabay.rr.com



Advertising

Suwannee Valley Quilt Shoppe
 517 N Main Street, Trenton, FL (352) 463-3842

- ◆ Fabric & Classes
- ◆ Books & Supplies
- ◆ Machine Quilting
- ◆ Cross Stitch

Open Mon—Sat 10 to 4
www.suwanneeshops.com
 Florida's Most Unique Quilt Shop

- ◆ Stained Glass
- ◆ Antiques
- ◆ Framing
- ◆ Chocolatier



Visit our Suwannee Rose Café
 For lunch & pastries homemade daily

A-WHITE SEW & VAC

- Sewing Machines
- Vacuum Cleaners

REPAIRS ON ALL MODELS

Airport Plaza • 979 N. Suncoast Blvd. • Crystal River, FL 34429 • 352-563-5338
 Paddock Park Village • 3101 S.W. 34th Ave. #802 • Ocala, FL 34474 • 352-854-0022
 La Plaza Grande South • 980 Bichara Blvd. • The Villages, FL 32159 • 352-753-0219
ocalasewing.com

Rainbow's End
 QUILT SHOPPE

941 Broadway Street
 Dunedin, Florida 34698
 Phone: (727) 733-8572
 Fax: (727) 736-0235

Tuesday	10 am – 5 pm
Wednesday	10 am – 8 pm
Thursday/Friday/Saturday	10 am – 5 pm
Sunday/Monday	Closed

www.rainbowsendquiltshoppe.com

Becky Garland - Owner
 Melody Robson - Manager
 Diana Cammarata - Software Specialist

Husqvarna VIKING
FABRIC WAREHOUSE
 Husqvarna Viking Authorized Dealer

Website: www.fabric-warehouse.net
 Email: fwarehouse@tampabay.rr.com
 Facebook: Fabric Warehouse
 Etsy: Fabwarehouse
 Twitter: FabricWFanatics

3030 North Florida Avenue 33805
 Phone: (863) 680-1325
 (Corner of Griffin Rd. and North Florida Ave.)
 Lakeland, Florida
 Monday - Saturday 10am-5:30pm
 Over 4,000 Bolts Of Fabric
 "A Truly Unique Shopping Experience"

SEW & SAVE

SALES & SERVICE
JUKI & NECCHI DEALER

TOWN SQUARE MALL
 3021 US 19 UNIT 270
 SPRING HILL, FL. 34606

352-684-5445
WWW.SEWSAVE.NET

RANDY KASBERG
SEWSAVE@ATT.NET



QUILTS, CLASSES, NOTIONS & MORE
 XOXO

GIGI'S
 Fabric Shop
 EST. 2013

Stop By: 105 S. Moon Ave., Brandon, FL 33511
 [We are behind the Isbell Chiropractic Center]

Brick & Mortar Shop Info / Classes
gigisfabricshop.com

Buy Online xogigifabrics.com
 Ring: 813-661-9000

Happy Apple Quilts
FLORIDA
QUILTING CENTER

M - F 10 - 5
 Tue 10 - 7
 Sat 10 - 3

Full Service Quilt Shop and
 Longarm Quilting Training Facility
 Fabric, Thread, Notions and Classes!

INNOVA
 Innovative Quilting Systems

Sales, Service, Classes, Machine Rental
 13013 W Linebaugh Av, Tampa

www.HappyAppleQuilts.com 813-925-9037
www.FloridaQuiltingCenter.com 813-855-2857