

# Hernando Quilters' Guild Newsletter

March/April 2013



Website: [www.hernandoquiltersguild.com](http://www.hernandoquiltersguild.com)

## President's Message



Dear Guild Members,

It's hard to believe that we have one month behind us and it seems just like yesterday that we were sworn in! I hate to think our term will pass in a flash and all the new ideas will be just faded memories!

We are moving right along with the plans for our quilt show in November called "Threads For Freedom". Our quilt raffle tickets and flyers will be printed for the Lakeland Sewing Expo, where some of our members are participating this March. We hope to exceed the sales of our previous raffle quilts by quite a bit. If any of our members have changed their minds and would like to join us, we are always happy to make room for more. The more the merrier I've been told!

The three websites we referred to at the January meeting for free monthly designs are: Vermillion Cross stitch for embroidery by machine or hand, [www.vscs.com](http://www.vscs.com), Heart block of the month, [www.shabbyfabrics.com](http://www.shabbyfabrics.com), and Paper piecing, [www.silverliningsoriginals.com](http://www.silverliningsoriginals.com). In this site you will need to sign up for her monthly newsletter. This is the site that only sends you the free design around the 27th of each month. It's a great website! The leopard on display in January was from this site. It was a paid for pattern. Maybe we can see some of the above designs done by our March meeting!

Even though we did not talk about the following website, [www.countryjunktion.com](http://www.countryjunktion.com), they also have a free block of the month. The design for this year is a family (bird) tree. You decide on how many branches your family needs.

Don't forget to start working on those UFO's for the March meeting. Aren't you curious about what the prize might be?

If you're into meeting goals, our guild has already exceeded one goal (the Yard Sale Table has already surpassed last year; way to go Ellie). Another first is the number of new members that joined at the January meeting (7 new quilting friends). We are very excited to be your board and look forward to more exciting meetings and getting to know one another.

Happy Quilting!  
Karen Pilon & Sharon Allard

### 2013 Fat Quarter Schedule

January	Red/White/Hearts
February	Greens
March	Small Flowers
April	Your Favorite Colors
May	Purples
June	Red/White/Blue
July	Large Flowers
August	Kids Prints
September	Plaids
October	Leaf Prints
November	Christmas Theme
December	No Exchange

### Officers/Committee Chairs 2013/2014

President	Karen Pilon/Sharon Allard
1 <sup>st</sup> Vice Pres	Nancy Jenkins
2 <sup>nd</sup> Vice Pres	Ava Rossler/Denise Jolliffe
Secretary	Sue Britton
Treasurer	Kathleen East
Advertising	Betty Schielein
Block/Month	Marilyn Ryder
Veteran's Quilts	Betty Johnson
Alum Tabs	Ruth Redeker
Neonatal	Bonnie Giustozzi
Cancer Quilts	Ellie Fries
Quilt Show	Nancy Jenkins/ Karen Pilon
Fat Quarters	Linda Hrab
Fat Qtr Sales	Betsy Goker
50/50	Esther Feil
Mystery Prize	Lucy VanLiew
Membership	Alma Martin
Newsletter	Barb Theriault
Phone Tree	Barb Theriault
Shows/Travel	Betty Schielein
Sunshine	Shirley Kerstetter

### AND THE WINNER IS

<b>Nov</b>	50/50 Mystery Door Prize Fat Quarters	Linda Hrab Nancy Jenkins Linda Hrab Shirley Kerstetter Barb Theriault Karen Pilon
<b>Jan</b>	50/50 Mystery Door Prize Fat Quarters	Betty Schielein Eileen Vyvan Louise Cernak Barb Theriault Bobbie Lemay Betty Schielein

### BLOCK OF THE MONTH

<b>Nov</b>	Mason Jar By: Bonnie Staveski	Karen Pilon
<b>Jan</b>	Cone Flower Kathy Bixby	Sonia Work

**NEWSLETTER:** Call or send any information, suggestions, correspondence, tips, or sayings dealing with quilting to **Barbara Theriault, 8181 Weatherford Ave., Brooksville, FL 34613**; e-mail: [btheriault1@tampabay.rr.com](mailto:btheriault1@tampabay.rr.com); or call 352-597-8816. Next deadline is **April 5, 2013. Do not forward messages NOT dealing with sewing, crafts, or quilting to this e-mail address.**

## Happy Birthday

### March

Bobbie Lemay	7
Ruth Redeker	12
Joyce Shively	15
Betty Schielein	21
Shirley Williams	26
Kathleen East	30



### April

Gene Chambers	10
Muriel Johnson	16
Mary Banks	25
Penelope Lacy	28
Patricia Shosh	30

## Raffle Block of the Month Schedule

Preview	Distribute Kits	Raffle	Presented By	Pattern
Nov	Jan	Feb	?????	Ohio Star
Jan	Feb	Mar	Paula Lawrey	Brasstown Star
Feb	Mar	Apr	Marilyn Ryder	Silly Chicken
Apr	May	Jun	Shirley Kerstetter	Rail Fence

\* See Marilyn Ryder to sign up

### FIELD TRIPS

Betty has planned the following trips for **April/May**. Please come and join in the fun. **No trips in March** (due to Crystal River Quilt Show at the Armory the same month.)

#### Friday, April 5<sup>th</sup>

Trip to Rainbow's End and Country Quilts and Bears. Meet at JoAnn's on Rt. 19 at 9:00am. Park out from JoAnn's close to Rt. 19.

#### Friday, May 10<sup>th</sup>

Trip to Tomorrow's Treasures and Peggy's Heirlooms, Ocala. Meet at Publix at Rts. 50 & 41 at 9:30am.

There will be no trips in June, July and August. We do not take trips during the summer months, so the next trip will be in September.

If you have any questions, call Betty Schielein at 352/684-5245.

Meeting Type	Day	Date	Place	Time
Board Meeting	Wed	3/20/13	Blood Bank	9:30
Guild Meeting	Thurs	3/28/13	Holy Cross Lutheran	9:30
Board Meeting	Wed	4/17/13	Blood Bank	9:30
Guild Meeting	Thurs	4/25/13	Holy Cross Lutheran	9:30
Board Meeting	Wed	5/15/13	Blood Bank	9:30
Guild Meeting	Thurs	5/23/13	Holy Cross Lutheran	9:30

### President's Challenge-March 28<sup>th</sup> Meeting

**Karen is challenging the Guild to have as many UFO's done, including finishing any Veterans Quilts you might have by the March meeting. There will be a prize for the most UFO's completed. They must be completely finished including quilting to qualify. Get working ladies!**

Let **Shirley Kerstetter**, our **SUNSHINE LADY**, 352-686-9057, know about the needs or illnesses of our members.



## GUILD NEWS AND NOTES

- ❖ **DUES \$18.00 DUE NO LATER THAN FEBRUARY MEETING** Please do not forget to bring your **checkbooks to pay your annual dues**. The dues will remain the same at \$18.00 this year. If you wish to pay by cash, Alma has requested that you have the ***exact change*** to make things a little easier. **If dues are not paid by the February meeting, there will be a \$5.00 late charge.** Remember, if you cannot make the meeting, you can mail your dues to Hernando Quilters' Guild, PO Box 6672, Spring Hill, FL 34611.
  
- ❖ **2013 CHALLENGE** : ***Don't forget your challenge is due at the February Meeting!*** Mariann Ingle, as Best of Show winner for this year's challenge, will be in charge of the 2013 challenge. If you have any questions, please let Mariann know.
  
- ❖ **BULLETIN BOARDS** – Bulletin Boards will now be on display at our monthly meetings to share classes, thank you letters, new ideas, etc. Please make a point of viewing them at each meeting.
  
- ❖ **2013 QUILT SHOW** – The Quilt Show for 2013 will be held on November 1st and 2<sup>nd</sup>, 2013. It will be held as a two day show at an indoor venue this time at the Brooksville Enrichment Center (the Old Quarry Building) on Route 41. Plans are moving right along and there will be more to follow as we get closer to show time. Handouts/Flyers are being prepared by Barb Theriault and they will be available to distribute to quilt shops soon. Also, information on the quilt show will be on our website soon. Stay tuned in.
  
- ❖ **2013 QUILT SHOW RAFFLE QUILT** - The Raffle Quilt is ready and tickets, prepared by Barb Theriault are being printed up by our printer to sell on March 14,15 and 16 at the Quilt Expo in Lakeland. We will be distributing handouts at our booth in Lakeland advertising our quilt show as well.
  
- ❖ **THINGS YOU CAN START TO DO IN PREPARATION FOR THE QUILT SHOW** – Next November will be here before you know it. In preparation for the various displays at the show we will need you to start working on the following things:
  - ✓ Silent Auction Items (small wall-hangings, wearable art, etc.) These are items you will make and willing to give up for auction to make money for the guild.
  - ✓ Boutique Table - Start making items for our wonderful Boutique Table and give to Ellie and her girls.
  - ✓ Raffle Baskets – bring in new items you might have received that you don't use, i.e. rulers, cutters, etc. to donate to the raffle basket.
  - ✓ Quilts For Show (Please start working on the quilts you would like to put in the show. Some important things you need to do:
    - Give your quilt a name just as you see in other quilt shows on the card. i.e. "Tea With Aunt Kate", "Rosewood Cottage," "Colorful Stars," etc. Be creative.
    - Always a good idea to put a Label on your quilt identifying quilt name, date and maker.
    - Stock up on pillow cases to put your quilts in to submit for show (try garage sales for old pillow cases)
  
- ❖ **QUILTING TECHNIQUES/ CLASSES** - We started classes in September at the Brooksville Enrichment Center. You must join the Brooksville Enrichment Center for a yearly fee of \$15.00 allowing you access to our classes as well as anything else offered by the Enrichment Center. Our classes are taught by members and outside teachers including Star Blocks, Make & Donate and Quilting Arts. A few Make & Donate classes will be held at the Blood Bank following board meetings. See class schedule page for details.
  
- ❖ **BLOCK OF THE MONTH** - Please see **Marilyn Ryder** and give her your pattern name and month you will submit one. They are always looking for volunteers to submit a block of the month pattern for future months. Stay active ---- stay creative! Don't forget to turn in your finished block at the beginning of the meeting to Marilyn Ryder. Also, don't forget to pay your 50 cents and pick up the next month's block. You could be the lucky winner of enough blocks to make a really nice quilt.



## Calendar of Classes/Meetings



**February 28<sup>th</sup> – Thursday 9:30am General Guild Meeting** at Holy Cross Lutheran Church. **Quilt Challenge Display and judging.**

**March 12<sup>th</sup> – Tuesday 10:00am – 3:00pm – Quilting Arts Group w/Ellie Fries** Brooksville Enrichment Center, Bring lunch, or you can purchase a lunch in the café' at a discount.

**March 19<sup>th</sup> – Tuesday 10:00am – 3:00pm – Make & Donate Class with Sharon Allard.** Brooksville Enrichment Center. Bring Lunch, or you can purchase a lunch in the café at a discount.

**March 26<sup>th</sup> – Tuesday 10:00am – 3:00pm STARS Block of The Month by Nancy Jenkins** You will make a different star block each month and at the end of the year you should have twelve squares, enough for a lap quilt. Brooksville Enrichment Center. Bring lunch or you can purchase a lunch in the café at a discount.

**March 28<sup>th</sup> – Thursday 9:30am General Guild Meeting** at Holy Cross Lutheran Church. **Pot Luck Lunch. WEAR A HAT!**

**April 9<sup>th</sup> – Tuesday 10:00am – 3:00pm – Quilting Arts Group w/Ellie Fries** Brooksville Enrichment Center, Bring lunch, or you can purchase a lunch in the café' at a discount.

**April 16<sup>th</sup> – Tuesday 10:00am – 3:00pm – Twister Block Techniques by Judy Thew -** Brooksville Enrichment Center, Bring lunch, or you can purchase a lunch in the café' at a discount.

**April 17<sup>th</sup> – Wednesday 11:00am – 3:00pm – Make & Donate Class with Sharon Allard.** **Blood Bank** after the Board Meeting. Bring Lunch.

**April 23<sup>rd</sup> – Tuesday 10:00am – 3:00pm STARS Block of The Month by Nancy Jenkins** You will make a different star block each month and at the end of the year you should have twelve squares, enough for a lap quilt. Brooksville Enrichment Center. Bring lunch or you can purchase a lunch in the café at a discount.

**April 25<sup>th</sup> – Thursday 9:30am General Guild Meeting** at Holy Cross Lutheran Church.

**May 14<sup>th</sup> – Tuesday 10:00am – 3:00pm – Quilting Arts Group w/Ellie Fries** Brooksville Enrichment Center, Bring lunch, or you can purchase a lunch in the café' at a discount.

**May 21<sup>st</sup> – Tuesday 10:00am – 3:00pm – Make & Donate Class with Sharon Allard.** Brooksville Enrichment Center. Bring Lunch, or you can purchase a lunch in the café at a discount.

**May 23<sup>rd</sup> – Thursday 9:30am General Guild Meeting** at Holy Cross Lutheran Church. **Quilts On Plum Lane Trunk Show.** (She will have new things to show from a recent Trade Show).

**May 28<sup>th</sup> – Tuesday 10:00am – 3:00pm STARS Block of The Month by Nancy Jenkins** You will make a different star block each month and at the end of the year you should have twelve squares, enough for a lap quilt. Brooksville Enrichment Center. Bring lunch or you can purchase a lunch in the café at a discount.

---

❖ **HAND WORK – Red Work or Applique** – Just a reminder that the hand work group will continue to meet directly following the Guild meetings. The hand stitching time is open to anyone who wishes to join us. **No sewing machines allowed. Bring bag lunch and let's have fun.**



## QUILT SHOWS/RETREATS



**March 1 & 2, 2013 – Applique In Tampa Bay – The Feather Princesses** Higgins Hall on the St. Lawrence Catholic Church Campus. Admission \$7.00. Mini Quilt Auction benefiting Metropolitan Ministries, Hand Appliquéd Opportunity Quilt, Boutique, Gift Baskets, Vendors, Quilt Appraisals, Hundreds of Appliquéd Quilts on Display. Café For more information contact: Dorothy Johnson [djohns47@tampabay.rr.com](mailto:djohns47@tampabay.rr.com)

**March 7 & 8, 2013 – Mt. Dora - Lake County Quilters Guild presents: 13<sup>th</sup> Annual Fantastic Quilt Show**

Lake Receptions, 4425 Highway 19A, Mt. Dora, Florida 32757 – Thursday, March 7, 2013 9:00am-6:00pm  
Friday, March 8, 2013 9:00am-4:00pm Admission: \$7.00: \$6.00 for pre-arranged bus groups of 25 or more.  
Features: Demonstrations, Door Prizes, Donation Quilt, Boutique, Quilt Appraiser, Silent Auction, Mini Raffle, Vendors, and More. email: [lcqqquiltshow@hotmail.com](mailto:lcqqquiltshow@hotmail.com); 352-223-3825

**March 15 & 16, 2013 – Crystal River - Creative Quilters of Citrus County Present: Lucky 13 Quilt Show**

National Guard Armory, 8551 Venable Street, Crystal River, FL 34429. Friday 9:00am – 5:00pm and Saturday 9:00am – 3:00pm. Judged Show – Vendors, Demonstrations, Appraisals. Admission \$6.00.

**April 30 – May 5, 2013 - A NEW QUILT RETREAT IN ORLANDO**

**Nancy Prince**, an award winning quilter, published author and national thread painting teacher, would like you to join her in her inaugural, first ever quilting retreat in sunny Orlando, FL. In case you don't know what thread painting is - well, instead of using a paint brush and paint you will use the sewing machine needle as the paintbrush, the thread as the paint color and the fabric as the canvas. My anyone-can-do-it approach will assure that you have success right from the start.

Nancy is really excited about this retreat and she is sure you will be too when you see what is included in the Retreat fee. First of all the Retreat fee includes 4 days of instruction with Nancy and 5 nights in a first class Resort but the best part -all at an affordable price. Plus there is a huge pool in case you want to catch a few rays of Florida sun. All lunches and one dinner along with a reception and show and tell finale are included. And did I forget the goodie bags and fantastic prizes. Well, these will be the best!! And if a fun retreat and sunny weather isn't enough well, how about a 150+ Premier outlet mall a half mile away to shop till you drop!

To get more information and to sign up for the retreat go to Nancy's website, <http://www.nancyprince.com> and click on the Retreat tab for upcoming Retreat dates. Nancy can be contacted by email at [Retreat@nancyprince.com](mailto:Retreat@nancyprince.com).

**May 3<sup>rd</sup> – 6<sup>th</sup>, 2013 – Quilt Retreat – Silver Springs, Florida**

For more information contact **Glenda Irvine** of Just Sew Quilts 352-625-7760 or [Talacam@aol.com](mailto:Talacam@aol.com)

### Fabric Hoarders Beware !

A recent study has indicated that fabric gives off certain Pheromones, that actually hypnotize women and cause them to purchase ungodly amounts.

When stored in large quantities in enclosed spaces, the Pheromones (in the fabric) cause memory loss and induce the nesting syndrome (similar to the ones squirrels have before the onset of winter, i.e. storing food) therefore, perpetuating their species, and not having a population loss due to their kind being cut up into pieces and mixed with others. Sound tests have also revealed that these fabrics emit a very high-pitched sound, heard only by a select few breed of women known as **customers**.

When played backwards on an LP, the sounds are heard as chants **"Buy me" "Cut me" "Sew me"!**

In order to overcome the so-called feeding frenzy effect that these fabrics cause, one must wear a face mask when entering a storage facility and use ear plugs to avoid being pulled into their grip. (One must laugh however, at the sight of **customers** in a fabric store, or Quilt Shop with WW2 army gas masks and headphones!)

Studies have also indicated that aliens have inhabited the earth, helping to spread the effect that these fabrics have on the human population. They are called fabric store clerks. It's also been my experience that these same Pheromones cause a pathological need to secret these fabric purchases away when taken home (or at least blend them into the existing stash) and when asked by a significant other if the fabric is new, the reply is "I've had it for a while."

*(Originally published in August 1997 in the Western North Carolina Quilters Guild Newsletter) Written by Kathy (Smith) Harris.*

# Miscellaneous

Once a year it is required by our By-Laws that we post the approved budget in the newsletter. Please see below posting. If you have any questions regarding the budget let the Board know.

## Hernando Quilters Guild APPROVED Budget January-December 2013

### INCOME

50-50	\$ 245.00
Advertising	\$ 500.00
Block of the month	\$ 100.00
Class Fees	\$ 375.00
Fat Quarter Sales	\$ 290.00
Food Bank Donations	\$ 575.00
Party Income	\$ 1,350.00
Membership Dues [75]	\$ 1,350.00
Mystery Prize	\$ 400.00
2013 Quilt Show Income	\$ 5,200.00
Yard Sale	\$ 325.00
<b>SUBTOTAL</b>	<b>\$ 10,710.00</b>

### EXPENSES

2013 Quilt Show Expenses	\$ 500.00
Accounting Services	\$ 150.00
Business Fees	\$ 77.00
Cancer Quilts	\$ 35.00
Charity	\$ 1,600.00
Class Expenses	\$ 140.00
Fat Quarter Expense	\$ 100.00
Membership pins	\$ 100.00
Merit Award pins	\$ 450.00
Membership supplies/prizes	\$ 415.00
Memorial gifts	\$ 50.00
Mystery Prize expense	\$ 200.00
Office Supplies	\$ 30.00
Officer Installation	\$ 90.00
Party Expenses	\$ 1,350.00
Post Office Box Rental	\$ 72.00
Postage	\$ 60.00
Presenter/Teacher Fees	\$ 500.00
Printing and Reproduction	\$ 345.00
Quilt Challenge	\$ 30.00
Raffle Quilt	\$ 150.00
Rent	\$ 600.00
Website Management	\$ 300.00
<b>SUBTOTAL</b>	<b>\$ 7,344.00</b>

**INCOME - EXPENSES** **\$ 3,366.00**

## 2013 Raffle Quilt

### “Safe Haven” by Thimbleberries

Our Raffle Quilt for the 2013 Quilt Show is shown below. The pattern was donated by Nancy Jenkins. Thank you Nancy for your generosity. A big Thank you for all those who worked to put this quilt together. Also, we would like to thank Don Bunn for his generosity in quilting this for us. It will be displayed at our booth at the Quilt Expo in Lakeland where we will be selling raffle tickets on March 14, 15 and 16, 2013.



## Quilt Show Title Selected

Our upcoming Quilt Show in November 2013 will be honoring our Veterans. At the January meeting everyone was asked to submit a name for the show in keeping with our theme and the Board would pick the one they thought would best fit our Show. The name chosen for our Show is: “Threads For Freedom.”



# Show & Tell



Joyce Volpe is showing her quilt called "Shadow Box". This is a really beautiful quilt to put together to go with any décor. Striking Joyce!



Another "Shadow Box" by Bonnie Staveski done in beautiful Asian Fabrics. Stunning!



Judy Thew is showing a miniature version of twister block. She will be teaching this technique at one of our upcoming classes.



Betty Clark got off to a good start for the holidays with these Christmas themed items. Nice job Betty!



Our new Secretary, Sue Britton is showing a cute bag she made with Loralie Fabrics and on the right another beautiful quilt from Sue in graphic applique – gorgeous!



Barb Theriault is showing a music themed quilt she was commissioned to make by a mother for her 18 year old daughter's birthday in March.



Carol Aldridge is showing a beautiful "Double Wedding Ring" that she can be proud of. Nice job Carol



Bonnie Giustozzi was twisting the time away making this pinwheel quilt. Really snappy Bonnie!



Ava Rossler is nestling in for winter with this adorable table runner. Makes me want to go out and build a snowman like the good old days!




# QUILTING HISTORY



## Martha Washington's Needlework Remembered

### The "Mother Of Our Country" Sets The Pace

Martha Dandridge Custis Washington, first lady from 1789 to 1797, was a skilled needle-woman. The pieced counterpane pictured here is attributed to her. The word *counterpane* is an eighteenth century term for different types of textiles used as bed



"Penn Treaty Counterpane"

coverings, such as a woven coverlet, woolen blanket, or single layer of cloth with fringed edges. Martha's counterpanes can be loosely compared to less elaborate cotton bedcovers called "coverlets" in the northeast and "summer spreads" in other parts of the United States. The "Penn Treaty Counterpane" made by Martha Washington (circa 1785) features a medallion-style quilt layout. The name of this piece is derived from the center copperplate print fabric, which depicts an October 1682 scene in which William Penn (1644-1718) is said to have signed a 'Great Treaty' with North American Indians for the purpose of land acquisition.

No copy of this treaty exists today. Some historians have concluded that the treaty never existed at all, or that perhaps it was destroyed so that its terms would not have to be observed. However, at the time that Martha made her counterpane, the print panel depicting this historic event (which reportedly happened more than one hundred years before) had just become available.

Another example of this special Penn Treaty fabric uses blue threads and is presently located in the textile collection of the Winterthur Museum in Delaware, according to *Printed Textiles: English and American Cottons and Linens, 1700-1850* by Florence M. Montgomery (Viking Press, 1970). She states that bed hangings using this same fabric were sold in Pennsylvania in 1788.

### Martha Washington Remembered


Martha's reputation is one of a kindly woman and an icon of colonial life. At age 17, she married Daniel Parke Custis, a wealthy landowner. They had four children, two of whom died in infancy.

At age 25, she found herself a widow with two small children. She met George Washington at a cotillion ball and they later married. George proved to be a kindly stepfather to her two surviving children, Patsy and Jack. But fate was unkind to George and Martha; they lost both children when they were ages 17 and 26, respectively. After that, the first lady comforted herself by caring for two of her grandchildren, whom she and George raised at Mount Vernon.

### Quilted Tributes

In light of Martha's fine needlework skills, it seems appropriate that a number of quilt blocks were named in her honor. Many of these (as well as blocks named after other first ladies) were created during the Colonial Revival Era of the 1920s and 1930s. They stem from a deep-rooted fascination with all things colonial at a time when our nation was looking reverently and nostalgically to the past.

An applique block, "Martha Washington Wreath," utilizes red and pink for layers of the flower petals, a yellow circle for the flower center. The color palette is completed with green leaves, and all motifs are appliqued onto a white background. This pattern was recorded in *The Romance of the Patchwork Quilt in America* by Carrie Hall and Rose Kretsinger (Caxton Printers, 1935). Not surprisingly, a similar block with slightly different leaf shapes is called "President's Wreath." Yet another block, alternately



Martha Washington Wreath

Martha Washington Star

called "Martha Washington Star," "Martha Washington Design," or simply "Martha Washington," was published in *Farmer's Wife* in 1926.





# Tips / Tricks / Recipes



## THE PERFECT QUARTER INCH

Cut your fabric pieces as accurately as possible. Sometimes simply the width of a marking pencil is enough to cause inaccuracy. When using acrylic tools include the line in measuring. For example if you are cutting a two inch strip -- the previous cut edge of the fabric should include the two inch line on the ruler in your strip. If you need to use a presser foot you already have and it isn't quite accurate here are some things you might try.

**Machine setting** -- If your machine has settings for different needle positions, simply set your needle to the left or right so your stitching line is exactly a scant 1/4" from the edge of the presser foot. Program this into your machine memory so you can touch a button every time you turn on your machine. If your machine doesn't have a memory, write your special piecing setting on an index card or sticky note and keep it near your machine.

**Make a raised area to guide the fabric** -- Place the quarter inch line of a small ruler under the presser foot with 1/4" showing at the right of the needle. Turn the hand wheel on the machine until the needle touches the 1/4" mark on the ruler. Move the ruler back and forth as necessary until the 1/4" mark is exactly below the point of the needle. Cut a piece of masking tape about two inches long and place it on the bed of the sewing machine butted up to the right of the ruler. Place additional layers of tape to build up a thickness so you have a raised area to guide the fabric accurately. The same could be done with a stack of sticky notes.

An alternate to masking tape and sticky notes would be mole foam -- a foot care product available in the pharmacy. Cut a piece about 1/4" wide and two inches long. Peel the protective paper and stick the mole foam on the machine bed next to the ruler.

Careful pressing is also important to accurate piecing. If the pieces are not pressed carefully some inaccuracy can occur. A lot of patterns call for a scant quarter inch simply because a tiny amount of the seam allowance is taken up in the fold.

A quarter inch seam allowance is very important to the success of your quilt piecing. So a little time spent getting a correct seam allowance will be well worth it in the long run.

## Recipe Corner

### RANCH CHICKEN

These breaded chicken breasts are crispy and brown on the outside and tender and juicy on the inside. The seasoned crumbs add extra flavor.



4 boneless skinless chicken breast halves (1 Lb.)  
1/4 cup ranch dressing  
1/3 cup Progresso dry bread crumbs (any flavor)  
2 tablespoons olive or vegetable oil

1. Dip chicken into dressing, then coat with bread crumbs.
2. In 10-inch skillet, heat oil over medium-high heat. Cook chicken in oil 12 to 15 minutes, turning once, until outside is golden brown and juice is no longer pink when centers of thickest pieces are cut.

Makes 4 servings

Submitted by: Barb Theriault

### CHICKEN FAJITA SALAD WRAPS

Try a complete and tasty dinner all bundled up in a wrap. Chipotle chilies and a twist of citrus are the flavor secrets.



#### Chipotle-Lime Dressing

1 cup ranch dressing  
1 Tbs. lime juice  
1 Tbs. finely chopped chipotle chilies in adobo sauce (from 7-oz can)  
1 tsp. grated lime peel

#### Wraps

3 cups chopped cold deli rotisserie chicken (from 2 to 2 1/2 Lb. chicken)  
2 cups thinly sliced iceberg lettuce  
1 cup frozen corn, cooked, cooled  
1 small tomato, seeded, chopped (1/3 cup)  
1 cup shredded Monterey Jack cheese (4 oz.)  
1 Pkg. (11 oz.) flour tortillas for burritos (8 tortillas; 8 inch)  
Thick and Chunky Salsa, if desired.  
Sour Cream, if desired.

1. In small bowl, mix dressing ingredients; set aside. In large bowl, stir together chicken, lettuce, corn and tomato. Add dressing; toss to coat.
2. To assemble each wrap, spoon 1/8 of chicken mixture down center of each tortilla; sprinkle w/cheese. Roll up. Serve immediately with salsa and sour cream.

Makes 8 Wraps

Submitted by: Barb Theriault

# Advertising

• Long Arm Quilting Service • Machine Embroidery Supplies

## Nana's Quilt Shop



Fabrics • Notions • Classes • Kits

Owners  
Coleen Poole  
Mary Russell

Monday - Friday 10-5  
Saturday 10-4  
[nanasquiltshop.com](http://nanasquiltshop.com)

18851 Cortez Blvd.  
Brooksville, FL 34601  
352-796-0011



Pat Wilkinson  
pipsqeak@gte.net  
[www.quilttilyouwilt.net](http://www.quilttilyouwilt.net)  
727-862-6141

9609 Fulton Ave  
Hudson, FL 34667

Custom Machine Quilting  
Professional Embroidery

Tues-Fri 10am-5pm  
Sat 10am-3pm  
Tues, Thur and Fri  
7pm-9pm



**Authorized BERNINA & PFAFF Dealer**

In-Store Factory Trained Technician  
Service and Repairs on all Makes and Models  
Classes - Notions - Threads - Books  
Fabrics and much more

www.berninapfaff.com Email: berninatpa@aol.com

**Tampa** 14976 N Florida Ave  
Tampa FL 33613  
813-969-2458

**Brandon** 768 W Lumsden Rd  
Brandon FL 33511  
813-655-8909




Visit our website for our complete Educational Calendar  
[www.kmisinc.com](http://www.kmisinc.com)

South Tampa Store 4237 West Kennedy Blvd. Phone (813) 282-1526  
Monday-Friday 10am-6pm  
Saturday 9am-5pm

Carrollwood Store 14833 North Dale Mabry Hwy. Phone (813) 908-3889  
Monday-Friday 9am-5pm  
Saturday 9am-5pm

BabyLock • Janome • Designer's Gallery  
Floriani • Koala Cabinets  
WE SERVICE ALL MAKES AND MODELS





14215 7th St.  
Dade City, FL 33523  
Mon - Sat 10-5  
Thurs 10-8

Fabric • Books • Patterns  
Notions • Classes • Gift Items

Owner: Donna Lillibridge Ph: 352-518-0003  
Manager: Carol Bradshaw Fax: 352-518-0022  
Website: [quiltsonplumlane.com](http://quiltsonplumlane.com) Email: [plumlanedl@cs.com](mailto:plumlanedl@cs.com)

## Singer-Janome-Brother® Sewing Center

At your side!



11" x 4.7" Work Area with an Extra Long Free Arm

Free Estimates  
We Service All Makes & Models  
Home Service Available  
FREE LESSONS

Plaza Of The Oaks Hudson  
8866 S.R. 52 • Corner At Little Rd.  
**727-868-3655**



Store (813) 749-0888  
Tess Pokorny (813) 846-6430  
Terry Pokorny (813) 789-4327

### A Fabric Crafting Store

16541 Pointe Village Dr. tess@scrapandsew.com  
Lutz, FL 33558 www.scrapandsew.com



## Crafty Threads

A Welcoming Place to Shop and Sew

12230 Race Track Rd. Tampa, FL 33626  
813-855-3066 888-74-QUILT  
[www.CraftyThreads.com](http://www.CraftyThreads.com) Barb Linares

Quilting Fabric ~ Cuddle Fabric ~ Wool ~ Books  
Patterns ~ Notions ~ Gifts

Longarm Quilting & Custom Embroidery ~ T-Shirt Quilts  
Day and Evening Classes & Clubs  
Mon-Fri 10-6 \* Tue 10-9 \* Sat 10-3

## Tomorrow's Treasures Quilt Shop

Authorized BERNINA® Dealer  
Authorized HandiQuilter® Representative  
[www.cquilts.com](http://www.cquilts.com)



802 N. Suncoast Blvd. (Hwy. 19) 6122 SW Hwy. 200  
Crystal River, FL 34429 352-795-2600 Ocala, FL 34476  
352-795-2600 352-690-1915  
[ttcrs@embarqmail.com](mailto:ttcrs@embarqmail.com) [ttocala@embarqmail.com](mailto:ttocala@embarqmail.com)

# Advertising

**Suwannee Valley Quilt Shoppe**  
 517 N Main Street, Trenton, FL (352) 463-3842

- ◆ Fabric & Classes
- ◆ Books & Supplies
- ◆ Machine Quilting
- ◆ Cross Stitch

**Open Mon—Sat 10 to 4**  
[www.suwanneeshops.com](http://www.suwanneeshops.com)

Florida's Most Unique Quilt Shop

- ◆ Stained Glass
- ◆ Antiques
- ◆ Framing
- ◆ Chocolatier



Visit our **Suwannee Rose Café**  
 For lunch & pastries homemade daily

**A-White Sew -Vac**

Sewing Machines      Classes      Vacuum Cleaners  
 Embroidery Machines      Sit & Stitch      Embroidery Software

**REPAIRS ON ALL MODELS**

Contractor's Inst. Plaza	Airport Plaza 979 N. Suncoast Blvd.	Paddock Pk. Plaza 3101 SW 34th Ave	La Plaza Grande South 980 Bichara Blvd.
15413 US HWY 19 Hudson, FL 34667	Crystal River, FL 34429	Ocala, FL 34474 352-854-0022	The Villages, FL 32159 352-753-0219
727-697-1892	352-563-5338		

[www.ocalasewing.com](http://www.ocalasewing.com)


**Donald Bunn's Machine Quilting**

**Donald Bunn**  
 Owner/Operator

963 E. Wacker St.  
 Hernando, FL 34442

(352) 533-3027

[Dbunn4@Tampabay.rr.com](mailto:Dbunn4@Tampabay.rr.com)



**SEW & SAVE**

**SALES & SERVICE**  
**JUKI & NECCHI DEALER**

**TOWN SQUARE MALL**  
**3021 US 19 UNIT 270**  
**SPRING HILL, FL. 34606**

**352-684-5445**  
**WWW.SEWNSAVE.NET**

**RANDY KASBERG**  
**SEWNSAVE@ATT.NET**



 **Happy Apple Quilts™**  
 The Little Shop with a BIG Heart

**Fabric, Patterns, Books**  
**Notions, Gifts**  
**and Sew Much More**

Guild Member Discount Everyday!

3281 Tampa Rd, Palm Harbor  
 727-786-0080  
[www.HappyAppleQuilts.com](http://www.HappyAppleQuilts.com)  
 Mon, Wed, Thur, Fri 10 - 5; Tue 10 - 7; Sat 10 - 3

**Peggy's Heirlooms of Tomorrow, Inc.**  
 Peggy Vogt, Owner  
 Quilting/Specialty Fabrics/Classes

*Created Today. Cherished Forever*

(352) 351-8282    4414 SW College Rd., Ste 1510  
 Ocala, FL 34474

E-mail: [peggy@heirloomsfortomorrow.com](mailto:peggy@heirloomsfortomorrow.com)  
 Website: [www.heirloomsfortomorrow.com](http://www.heirloomsfortomorrow.com)



**Rainbow's End**  
 QUILT SHOPPE

941 Broadway Street  
 Dunedin, Florida 34698  
 Phone: (727) 733-8572  
 Fax: (727) 736-0235

Monday/Tuesday	10 am – 5 pm
Wednesday	10 am – 8 pm
Thursday/Friday/Saturday	10 am – 5 pm
Sunday	Closed

[www.rainbowsendquiltshoppe.com](http://www.rainbowsendquiltshoppe.com)

Husqvarna Viking & White  
 Authorized Dealer

**Becky Garland**  
**Dody Guntow**  
 Evelyn Craig/S. Manager  
 Melody Robson/N. Manager  
 Holly Robson

Website:  
[www.fabric-warehouse.net](http://www.fabric-warehouse.net)  
 E-mail:  
[fwarehouse@tampabay.rr.com](mailto:fwarehouse@tampabay.rr.com)

**FABRIC WAREHOUSE**  
 Husqvarna VIKING

3030 N. Florida Ave. 33805  
 Phone: (863) 680-1325  
 (Corner of Griffin Rd. & N. Florida Ave.)  
 2929 S. Florida Ave. 33803  
 (One Block South of Edgewood Drive)  
 Phone: (863) 688-0606  
 Lakeland, Florida  
 Monday—Saturday 10 am - 5:30 pm

**Country Quilts & Bears**  
 E-mail: [countryquilts@ij.net](mailto:countryquilts@ij.net)

1983 Drew Street  
 Clearwater, FL 33765

(727) 461-4171

