



Hernando Quilters' Guild Newsletter



July/August 2016

Website: www.hernandoquiltersguild.com

President's Message



Dear Guild Members:

Well, it's officially summer! I hope our members are finding the time to sew and escape the oppressive Florida heat. Thank goodness for air conditioning.

Summer is also a time that we travel and spend time sharing good times with family and friends. Safe Travel to all!

As you know there will not be official Guild meetings in July and August. The Lake House will be open at our regular meeting time during July and August. As a result I am sure our September meeting show and tell will be amazing.

I am pleased to announced that starting with our September meeting, we will have a new meeting place. It will be at The Jerome Brown Community Center at 99 Jerome Brown Place, Brooksville, FL 34601. The Community Center is within the Tom Varn Park off Cortez Blvd. Directions will be on the News & Notes Page 3 in this newsletter. This venue is better suited to meet our member's needs. It is very spacious with good lighting, clean, air conditioned, wheel chair accessible and has an ADA compliant bathroom. It has ample parking including handicap, and they will also set up the tables and chairs for us!

Enjoy your summer and see you in September.

Happy sewing and Quilting,

Bonnie DeFranco, Pres.

Our lives are like quilts - bits and pieces, joy and sorrow, stitched with love.

Let **Shirley Kerstetter**, our **SUNSHINE LADY**, 352-686-9057, know about the needs or illnesses of our members.

Officers/Committee Chairs 2016/2017

President	Bonnie DeFranco
1 st Vice Pres.	Nancy Nickel
2 nd Vice Pres. (Programs)	Sally Marra, Millie Singleton
Secretary	Beverly Abenante
Treasurer	Sharon Didden
Quilt Shop Advertising	Beverly Brown
Shows/Travel	Barb Theriault
Block/Month	Marilyn Ryder
Veteran's Quilts	Brigitte Kasm
Soup Labels/Box Tops	Bonnie DeFranco
Yard Sale Table	Leida Martinez
2017 Retreat	Debbie McCabe/Kathy Bixby
Fat Quarter Drawing	Judy Thew
Fat Qtr Sales	Betsy Goker
50/50	Esther Feil
Mystery Prize	Lucy VanLiew
Membership	Alma Martin
Newsletter/Advertising	Barb Theriault
Communications/Web Liaison	Barb Theriault
Sunshine	Shirley Kerstetter
Charity Coordinator	Deborah McCabe
Webmaster	Dave Curtis

2016 Fat Quarter Schedule

January	"REDWORK" Fabric
February	Greens or Shamrocks
March	Reproduction (i.e. Civil War, 1800's, 1930's or Shirtings)
April	Spring Colors (Tone on Tone, Reading Solid)
May	Batiks Only
June	Red/White/Blue
July	Black, Grey or White
August	Beige/Tan/Neutral (Backgrounds)
September	Stripes or Plaids
October	Fall Colors
November	Christmas Theme
December	No Exchange

Happy Birthday

**JULY**

Donna Bleier 2
 Patricia Barnum 5
 Sue House 6
 Suzanne Williams 8
 Terri Coley 12
 Vickie Collins 18
 Pat Wilcox 22
 Deborah McCabe 24
 Rene Fogarty 30

AUGUST

Sonia Work 2
 Nancy Nickel 2
 Beth Kottmann 3
 Viola Imhof 10
 Cindy Fitzgerald 12
 Patricia McCleary 13
 Kay Shafer 15
 Jamie Crowe 18
 Nancy Woodworth 23
 Penny Dyer 28
 Mary Ellen Stoy 30

Raffle Block of the Month Schedule 2016/2017

Preview	Distribute Kits	Raffle	Presented By	Pattern
Apr	May	June	Marilyn Ryder KCS*	Pineapple
May	June	July	Marilyn Ryder KCS*	Honey Bee
June	July	Aug	Marilyn Ryder KCS*	Corner Star
July	Aug	Sept	Marilyn Ryder KCS*	Scrap Bag
Aug	Sept	Oct	Marilyn Ryder KCS*	Storm At Sea
Sept	Oct	Nov	Marilyn Ryder KCS*	Mexican Star



* See Marilyn Ryder to sign up

* Kansas City Star

FIELD TRIPS

The Guild has planned the following trips for September/October 2016:.

Friday, Sept 16, 2016

Trip to Inspire Quilting & Sewing, 101 N. Collins, Plant City, FL, 33563. Lunch in Plant City across the street from shop. Meet at the end of Sam's Club Parking Lot on Cortez Blvd. at 9:30am.

Friday, October 21, 2016

Trip to Happy Apple Quilts, 13013 W. Linebaugh Ave., Tampa, FL. Lunch at Eve's Family Restaurant in Oldsmar then on to Rainbow's End Quilt Shop, 941 Broadway St., Dunedin, FL. Meet at the end of Sam's Club Parking Lot on Cortez Blvd. at 9:00am

If you have any questions, call Barb Theriault at 352-597-8816 or Cell: 678-793-5335

Meeting Type	Day	Date	Place	Time
Guild Meeting	Thurs	6/23/16	Spring Lake House, 1202 Kenlake, SH	9:30
No Board Meeting on 7/27/16	Wed	All Board Members on Vacation	Enrichment Center	9:30
No Regular Mtg. – sew in only.	Thurs	7/28/16 – No regular Mtg. Come and Sew.	Spring Lake House, 1202 Kenlake, SH	9:30
No Board Meeting on 8/24/16	Wed	All Board Members on Vacation	Enrichment Center	9:30
No Regular Mtg. – sew in only.	Thurs	8/25/16 – No regular Mtg. Come and Sew.	Spring Lake House, 1202 Kenlake, SH	9:30
Board Meeting	Wed	9/21/16	Enrichment Center	9:30
Guild Meeting	Thurs	9/22/16	Jerome Brown Community Ctr., Tom Varn Park, Brooksville	9:30

• Long Arm Quilting Service • Machine Embroidery Supplies

Nana's Quilt Shop

• Fabrics • Notions

• Classes • Kits

Owners
 Coleen Poole
 Mary Russell

Monday – Friday 10-5
 Saturday 10-4
nanasquiltshop.com

18851 Cortez Blvd.
 Brooksville, FL 34601
 352-796-0011

NEWSLETTER: Call or send any information, suggestions, correspondence, tips, or sayings dealing with quilting to **Barbara Theriault, 8181 Weatherford Ave., Brooksville, FL 34613**; e-mail: **btheriault1@tampabay.rr.com**; or call 352-597-8816 or Cell: 678-793-5335. Next deadline is **August 5, 2016**.

GUILD NEWS AND NOTES

- ❖ **NEW MEETING VENUE STARTING WITH THE SEPTEMBER GUILD MEETING** Bonnie is pleased to announce that starting with our September meeting, we will have a new meeting place. It will be at ***The Jerome Brown Community Center at 99 Jerome Brown Place, Brooksville, FL 34601.*** The Community Center is within the Tom Varn Park off Cortez Blvd. This venue is better suited to meet our member's needs. It is very spacious with good lighting, clean, air conditioned, wheel chair accessible and has an ADA compliant bathroom. It has ample parking including handicap, and they will also set up the tables and chairs for us!

Directions From Spring Hill, Route 19 (Commercial Way)

Go East on Cortez Blvd/FL-50 toward the village of Brooksville. Stay straight on Cortez Blvd/FL-50 which becomes W Jefferson St/FL-50A. Turn right onto Darby Lane. Take the 1st right onto Jerome Brown Pl. 99 Jerome Brown Place is on the left and the Community Center is at the end of Jerome Brown Place.

❖ **NO FORMAL MEETINGS IN JULY & AUGUST**

At our March Guild meeting Bonnie informed members that due to the lack of a quorum of our Board members during July and August we will not have Board meetings, or Guild meetings during July and August this year. **We are, however opening up the Spring Lake House on the Guild meeting dates for July and August with an OPEN SEW.** Barb Theriault and Beverly Abenante have offered to take this on.

- ❖ **2017 GUILD CHALLENGE - "COLOR"**— As the winner of Best of Show of the 2016 Guild Challenge, Shirley Kerstetter has chosen the subject for the February, 2017 Challenge. The subject is **"Color"** The idea is to choose complementary colors from the color wheel (any two colors directly opposite each other on the color wheel. Example: (Blue and Orange). You may use shades of the colors of your choice. Solid, Moda type or tone on tone small print. The possibilities are endless with such a broad category. Get your creative juices flowing. We would like to have a large participation. The directions and subject will be available at the April meeting and e-mailed before summer, so the snowbirds could start working on it while home for the summer. Just remember the rules. The quilt has to be made between February 25th, 2016 to February, 23rd, 2017. Size should be no smaller than 16x16 and no larger than 45x60. You must put your name on the back of the quilt, or it will not be judged. The quilts will be judged at the February 23rd, 2017 Guild Meeting.
- ❖ **2017 LAKEWOOD RETREAT – MARCH 6 – 9, 2017**— Our annual Quilt Retreat for 2017 will again be at Lakewood Retreat Center, 25458 Dan Brown Hill Rd., Brooksville, FL, March 6th to 9th. Remember the retreat covers a room with two single beds and one double bed, with a private bathroom. As far as we know now we will have the place to ourselves, so we will be using two buildings. Meals will be served Buffet style and we will have two sewing rooms, one very large room and one smaller room. The estimated cost at this time will be \$145.00 per quilter and sign-up and first payment will be in October. Our Retreat Committee for 2017 is Debbie McCabe and Kathy Bixby plus volunteers not yet announced. The Registration Form will be passed out at a later date and also e-mailed to everyone. Again there will be a choice of 3 payments beginning with sign-up in October, then next in November and final payment due at the January meeting. As time goes on there will be more info.



My Creative Stitches South

www.mycreativestitches.net
*To Quilt is Human
 To Finish is Divine*

*Talk to me about finishing your quilt
 using new and innovative designs*

Jamie

stitch0818@gmail.com
 10211 Porch St
 Trinity Fl, 34655

727-372-3683


Featuring A Statler Stitcher

Brigitte's Quilting
 Quilting is my passion

Brigitte Kasm
 Quilter

14944 Lancer Road

H 1-727-379-0274/ C 1 -727-207-2485
bkquiltpaws@hotmail.com
[ETSY.com/ BrigittesQuilting](https://www.etsy.com/shop/BrigittesQuilting)





Calendar of Classes/Meetings



Please Note: Larger classes may need to be held at the Quarry. We will determine after checking the sign-up sheet if the number of students is too large for the Enrichment Center, we will notify you that the class location will changed to the Quarry.

June 23rd, 2016 – Thursday 9:30am General Guild Meeting at The Spring Lake House, 1202 Kenlake Ave., Spring Hill, FL. A Trunk Show by Nana's Quilt Shop and a small class will be held after the meeting. Bring fabric and she will have items for sale as well.

June 28th, 2016 – Tuesday 10:00am – 3:00pm – Big Block 18" Block Taught by Ava Rossler Bay front Health Brooksville Enrichment Center, Bring Lunch, or you can purchase a lunch in the café at a discount.

July 12th, 2016 – Tuesday 10:00am – 3:00pm – Sew-cial/UFO Sewing Bay front Health Brooksville Enrichment Center, Bring Lunch, or you can purchase a lunch in the café at a discount.

July 19th, 2016 – Tuesday 10:00am – 3:00pm – Sew-cial/UFO Sewing Bay front Health Brooksville Enrichment Center, Bring Lunch, or you can purchase a lunch in the café at a discount.

July 26th, 2016 – Tuesday 10:00am – 3:00pm – Tube Quilting Taught by Ava Rossler Bay front Health Brooksville Enrichment Center, Bring Lunch, or you can purchase a lunch in the café at a discount.

July 28th, 2016 – Thursday 9:30am Sit and Sew in Place of General Guild Meeting at The Spring Lake House, 1202 Kenlake Ave., Spring Hill, FL. Due to all officers on vacation and having no quorum, there will not be a regular meeting in July and August, but the Lake House will be available on those meeting dates for a Sew-in run by Beverly Abenante and Barb Theriault.

August 9th, 16th and 23rd 2016 – Tuesday 10:00am – 3:00pm – All 3 dates in August are Sew-cials/UFO Sewing Bay front Health Brooksville Enrichment Center, Bring Lunch, or you can purchase a lunch in the café at a discount.

August 25th, 2016 – Thursday 9:30am Sit and Sew in Place of General Guild Meeting at The Spring Lake House, 1202 Kenlake Ave., Spring Hill, FL. Due to all officers on vacation and having no quorum, there will not be a regular meeting in July and August, but the Lake House will be available on those meeting dates for a Sew-in run by Beverly Abenante and Barb Theriault.

September 13th, 2016 – Tuesday 10:00am – 3:00pm – Sew-cial/UFO Sewing Bay front Health Brooksville Enrichment Center, Bring Lunch, or you can purchase a lunch in the café at a discount.

September 20th, 2016 – Tuesday 10:00am – 3:00pm – Sew-cial/UFO Sewing Bay front Health Brooksville Enrichment Center, Bring Lunch, or you can purchase a lunch in the café at a discount.

September 22nd, 2016 – Thursday 9:30am General Guild Meeting Jerome Brown Community Center, 99 Jerome Brown Place, Brooksville, FL. Off Cortez Blvd which becomes West Jefferson. Directions on page 3.

September 27th, 2016 – Tuesday 10:00am – 3:00pm – Sew-cial/UFO Sewing Bay front Health Brooksville Enrichment Center, Bring Lunch, or you can purchase a lunch in the café at a discount.

October 11th, 2016 – Tuesday 10:00am – 3:00pm – Part I – Paper Pieced Table Runner-Taught by Cindy Fitzgerald (a Judy Niemeyer Pattern (You will need to buy the pattern)) Bay front Health Brooksville Enrichment Center, Bring Lunch, or you can purchase a lunch in the café at a discount. More Info to follow.

October 18th, 2016 – Tuesday 10:00am – 3:00pm – Part II – Paper Pieced Table Runner-Taught by Cindy Fitzgerald Bay front Health Brooksville Enrichment Center, Bring Lunch, or you can purchase a lunch in the café at a discount. More info to follow.

October 25th, 2016 – Tuesday 10:00am – 3:00pm – Sampler Quilt Blocks 7 & 8 taught by Millie Singleton Bay front Health Brooksville Enrichment Center, Bring Lunch, or you can purchase a lunch in the café at a discount



QUILT SHOWS/RETREATS



August 18th 2016 – August 21st, 2016 RETREAT IN LEESBURG

Paper Piecing Retreat sponsored by Crafty Threads - Lake Yale Conference Center, Leesburg, FL

\$300 per person double occupancy (Add \$100 for a private room)

Includes all meals - lunch Thursday through lunch Sunday.

Learn to piece the Fractured Paint Box, Bali Wedding Star or Prismatic Star - or work on your own paper piecing project. Technique demos, prizes, fun & games

email Barb - mail@craftythreads.com or call **813-855-3066** to reserve your spot!

September 15, 16, 17th, 2016 Quilt Fest In Jacksonville, FL – Theme: “All That Stash”

Prime F Osborn III Convention Center, 1000 Water Street, Jacksonville, Florida

Free parking in the Prime Osborne parking lot (has a train engine just inside the entrance) access on Bay Street

HOURS: Thursday, Friday and Saturday 9:00 am - 5:00 pm

Wheeled totes are not allowed in the show.

October 17 and 18, 2016 NANCY PRINCE LECTURE IN ST. PETERSBURG, FL

Nancy Prince will be lecturing and doing a workshop at The Suncoast Quilting Circle in St. Petersburg on

October 17 and 18, 2016. She will be lecturing on October 17 at 7pm. Her lecture is open to all. Non-members will be charged a \$5.00 fee.

She will also be teaching a Thread Sketching and Thread Painting Class on the 18th of October. The Class is open to non members as well. The cost is not determined as yet. *For info contact: Diane Gardner*

Rhoden godessdi9@aol.com

<http://www.SuncoastquiltingCircle.org>

November 11 and 12, 2016 QUILT SHOW AND TEA IN

DAVENPORT

Davenport Quilts and Tea Festival Friday and Saturday, November 11 & 12, 2016

Davenport Historic District, 1 South Allapaha Avenue, Davenport, Florida 33837

Fee: \$5.00 children under 12 Free - 9:00 am to 3:00 pm each day

www.quiltsandtea.com



Bear's Paw Quilting, LLC

**Custom & Edge to Edge Longarm
Machine Quilting**

Laurie Pearce
Longarm Machine Quilter

1292 Myers Road
Brooksville, FL 34602

Phone: 352-583-4705

Email: bearspawquilting@hughes.net



Store (813) 749-0888
Tess Pokorny (813) 846-6430
Terry Pokorny (813) 789-4327

A Fabric Crafting Store

16541 Pointe Village Dr.
Lutz, FL 33558

tess@scrapandsew.com
www.scrapandsew.com

Quilter's Corner

A Talented Quilter and Guild Secretary

Beverly Abenante



Beverly was born in Queens, New York, the second of four children, to Estelle and William Seward. They moved to Seaford, Long Island when she was five. Her dad was a NY City fireman, and had a second job painting houses. Her mom was a graduate of Pratt and majored in home economics and cooking; she was a stay-at-home mother until Bev's brother turned 5. She then returned to her profession. Bev started embroidery at 8 years old while recovering from Polio. Later they all had to sew their summer clothes as finances were tight. She took business classes in high school and home economics. It was then she made her first Poodle skirt. After high school, she enrolled in adult education and took intermediate dress making and advanced sewing with a teacher from Singer. She made suits, a plaid wool dress and a winter coat. By that time sewing was in her blood!

She married at 18 years old and had three children just before she turned 21. Her mother and mother-in-law gave her scraps of material to make the kids clothes. She made Easter outfits and spring coats. When the children were 3, 5 and 6, Bev went back to work part time, learned how to drive and got a car.

Years later while visiting Kutztown, Pennsylvania she walked into a barn filled with beautiful quilts. This sparked her interest in quilting, so she bought her first small quilt book. Since there were no guilds in Long Island at the time, she found a crocheted quilt pattern in Women's Day Magazine and crocheted the blocks on the train commuting each day to work. Next she found a preprinted kids pattern and decided to trapunto the bears and clothes and make a quilt for her granddaughter. It was a hit and she loved it to death.

As time went on her husband got a retirement package that they couldn't resist, so they put the house on the market and moved to Spring Hill, FL. Also, her parents were living in Largo and needed their help. A few of her friends knew of her desire to learn how to quilt, so together they joined a class with Helga Curtis in Hernando County making a sampler quilt, which she finally quilted 5 years later on her domestic machine. She then joined West Pasco Quilters Guild and was a member for ten years.

Bev wanted to improve on her applique skills so she joined Feather Princesses about three months from their start date. She has been an active member for the last ten years printing membership cards and taking photos of the meetings as well as sharing the photos on the internet to all the members. One of the National teachers was Sharon Phillips Swallon from Pennsylvania, who taught embroidery. Bev took the class, which inspired her to revisit her hand embroidery and improve upon it. She now uses embroidery to compliment her applique making baby quilts and large quilts. She also does machine and hand piecing to round out her talents.

Bev has been a member of Hernando Quilters Guild for a few years now and is presently the Guild Secretary. Bev participated in the making of our last Opportunity Quilt by stitching one of the very long applique borders. She really loves hand work of any kind and does wool applique and some Swedish Weaving as well. She took a class in ribbon embroidery, using this technique when making the Crab Apple Hill Angels pattern. She says she has learned to enjoy the journey and loves a challenge. With every project she learns something new and looks forward to the next.

We are very fortunate to have Bev as a friend and active member of our Guild. Here are some of Bev's creations.



Guild Events / Show and Tell

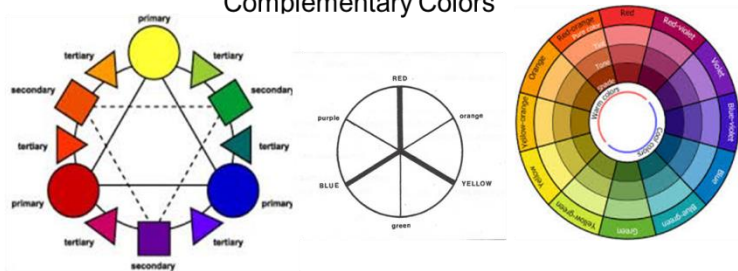
May 20, 2016 A Trip To Suwannee Valley Quilt Shop



On May 20, 2016 some of the members took a trip to Suwannee Valley Quilt Shop in Trenton. After shopping to our hearts content through their endless supply of fabric and notions, we shared a wonderful lunch in their tea room. After lunch and some final purchases, we toured their quilt museum next to the shop. We saw some amazing quilts on display as well as the Presidents quilt, made by our own Shirley Kerstetter.

2017 Hernando Guild Challenge – “Color”

“Complementary Colors”



As the winner of Best of Show of the 2016 Guild Challenge, Shirley Kerstetter, with the help of Emily Hamilton, has chosen the subject for the February, 2017 Challenge. The subject is “**COLOR**”. The idea is to choose complementary colors from the color wheel (any two colors directly opposite each other on the color wheel, i.e. Primary/Secondary. Example: (Blue and Orange). You can only use two colors and also shades of the colors of your choice. Solid, Moda type or tone on tone small print. The possibilities are endless with such a broad category. Get your creative juices flowing. We would like to have a large participation. If you have any questions, see or call Shirley Kerstetter at (352) 686-9057.

Categories: Applique (hand and machine in the same category*), Pieced (machine and paper in the same category*), Embroidered (hand and machine in the same category*), Mixed Technique and Wearable Art.

Judging: Viewer's Choice in all categories for 1st, 2nd and 3rd and “Best of Show.”

Quilting: You must have hand or machine quilting on your quilt.

Size: No smaller than 16x16” and no larger than 45x60”. If you are smaller, or larger than the specifications, **your quilt will not be judged.**

Due Date: February 23, 2017 – Guild Meeting

Rules: You are not allowed to use a quilt that has been made previous to this challenge. It must be made between February 25th, 2016 and February 23rd, 2017. There will be a sign-up sheet when you bring in your quilt to put your name on and which category your quilt is in. ALSO, you must have your name on the back of your quilt. No name, no judging.

* There must be 4 quilts in each category to be judged separately (example 4 hand appliqued and 4 machine appliqued). Otherwise, all appliqued quilts will be judged as one category.

Some Show & Tell



Barb Theriault displayed the pillow she made with the photo to fabric technique for her grandson's wedding.



Cindy Fitzgerald is showing her beautiful paper pieced table runner. She will be teaching a class on this in October. Great job Cindy.



Denise Jolliffe is displaying a really nice lap quilt in all my favorite colors – earth tones and neutrals.



Linda Woytisek made this stunning wall hanging with all hand sewn beads. Fabulous Job Linda.



Penny Dyer made this really nice quilt with the nurse pictures from Loralee Designs. Great gift for a nurse.




Sandy Davis shows an “Old World Santa” wall hanging. Nice job Sandy and love the old Santas.



Pat McCleary, with the help of some of our officers, is showing her placemats. Nice job Pat.

Colorful, Batik table runner by Kathleen East. Love the circles, oblongs and squares.





Tips / Tricks/This & That

TIPS FROM QUILTERS AROUND THE COUNTRY

Creative Ideas For Creative Quiltmaking

by Kathryn Kistner

I was asked where I come up with ideas for quilts. Here are a few thoughts, which I am still working on...

- I "sit" with my fabric, and let it talk to me. IT knows how it wants to spend the rest of its life. I just have to quietly listen. Sometimes a piece of fabric will "speak" to me in the store, with a "picture-in-my-mind" of itself as a finished quilt or quilt block.
- Pick a "NON-QUILTING" MAGAZINE, like a tractor catalog, a recipe magazine, or a gardening magazine (it doesn't matter!). Tell yourself that the original idea MUST come from something you see in the magazine. NOT the WHOLE concept, necessarily, just that initial "push". Maybe it will be an advertisement in the magazine. (Scan the picture, and include it in your quilt or signature label if you want.)
- Pick a NON-QUILTING BOOK - a biography, a fiction, a history, a "how-to", or a horse-training manual (it doesn't matter!). Read the TITLES of the chapters, and let that spark your imagination. (In other words, you might "name" your quilt before you make it. You can change the name, later, if you wish.)
- Pick a SEASON. (Draw from a hat, if you can't choose.) Express that season as a quilt.
- Pick a SEASON, and REFUSE to use colors that are "traditional" for that season. (DO NOT use gold or brown for FALL.)
- Interpret a SEASON and DO NOT use leaves, trees, flowers or block names that are "seasonal" in nature.
- Pull 3 (or 4, or 5) color names from a hat, and use ONLY those colors in a quilt.
- Pull 3 (or 4, or 5) color names from a hat and DO NOT use those colors in a quilt.
- Think of an ACTIVITY. Interpret, and quilt that. (Picking blueberries. Singing a song. Riding a bicycle. Missing the bus. Putting on pantyhose. Ice-skating.)
- Pick your favorite animal, and incorporate it into a quilt.
- Make a quilt based on the TITLE of a song.
- Find a favorite QUOTE (famous or otherwise). Express that WHOLE quote as a quilt.
- Pick a period in history. 1500's – 1800's, 1920's, 1930, or 1940's. Express the "feel" of the era.



Creative Ideas For Creative Quiltmaking - Continued

- Ask a child or other person what their favorite THING is. Whatever they say... use that in a quilt. You may "interpret" the item "generally" or "specifically", at your discretion. (If they say "Barbie", it can be "doll", or "fashion doll", or "BARBIE"..., or "dolls of the world", or "dolls from history"..., or "Oh, you beautiful doll", or "Hello, Dolly", or "I dropped my dolly in the dirt", or "all dolled up", etc.)

Quilters Helping Quilters

Sharon Allard, one of our very active guild members, had a house fire several months ago and lost everything, including all of her fabric and quilting supplies. At the April 28th meeting Sharon was surprised with a presentation of fabric and supplies donated by members of the guild. She was totally surprised and appreciated the kindness of everyone in the guild. Below, please see a Thank you note from Sharon.



To All Hernando Quilters' Guild Members,

THANK YOU, THANK YOU, THANK YOU.

Wow! The surprise fabric donation was wonderful, overwhelming and very thoughtful. I would like to thank everyone who planned it and took part in it.

I also want to thank all those who, since the fire, gave me patterns, kits, notions, thread, embroidery designs and storage bins. All of your kindness gave me the push I needed to get sewing again.

Most of all, thank you for the friendship this club offers and the support you have given me.

*Sincerely,
Sharon Allard*



Advertising



BERNINA
SEWING CENTER


Authorized BERNINA Dealer

**In-Store Factory Trained Technician
Service and Repairs on most Makes and Models**
Classes - Notions - Threads - Books
Fabrics and much more...

www.berninapaff.com Email: berninatpa@aol.com

**Hours: Mon - Thurs 10-6
Fri 10-5
Sat 9-4**


**5405 E Fowler Ave
Temple Terrace FL 33617
813-969-2458**



14215 7th St.
Dade City, FL 33523
Mon - Sat 10-5
Thurs 10-8

Fabric • Books • Patterns
Notions • Classes • Gift Items

Owner: Donna Lillibridge Ph: 352-518-0003
Manager: Carol Bradshaw Fax: 352-518-0022
Website: quiltsonplumlane.net Email: plumlanedl@cs.com



Lisa LaPointe
V. P.

Lynn Haberl
President

Inspire! Quilting & Sewing, Inc.
101 N Collins
Plant City, FL 33563
813 704 4867

brother
at your side
Anita Goodesign™
EMBROIDERY DESIGNS • EVENTS • EDUCATION


www.inspirequilting.com
www.facebook/inspirequilting



White Sewing Center
Quilting Fabric & Classes
Authorized Baby Lock Dealer
Expert Machine Service All Makes
5112 Trouble Creek Road
New Port Richey FL 34652

727-937-6510

Email: whitesewingcenter@gmail.com
www.aawhitesewcenter.com



Pat Wilkinson
pipspeak@gte.net
www.quilttilyouwilt.net
727-862-6141

9609 Fulton Ave
Hudson, FL 34667

**Custom Machine Quilting
Professional Embroidery**

Tues-Fri 10am-5pm
Sat 10am-3pm
Tues, Thur and Fri
7pm-9pm



Keep Me In Stitches
Tampa Bay's Premier Specialty Sewing Centers

Visit www.kmisinc.com
to see our complete Educational Schedule

South Tampa
4504 W. Kennedy Blvd.
Tampa, FL 33609
813.282.1526

North Tampa
14833 N. Dale Mabry Hwy.
Tampa, FL 33618
813.908.3889

Authorized Dealer for **baby lock** **JANOME** **Koala**

**Singer • Janome • Brother
Sewing Center**



- Free Estimates
- We Service All Makes & Models
- Home Service Available
- FREE Lessons


PLAZA OF THE OAKS
8866 S.R. 52 & LITTLE RD.
HUDSON
sjbsewing.com
727-868-3655

CHARLES GIACCHINO
CATHERINE GIACCHINO
Open Mon - Fri 10 - 5
Sat. 10 - 3

Donald Bunn's Machine Quilting

Donald Bunn
Owner/Operator

963 E. Wacker St.
Hernando, FL 34442
(352) 533-3027
Dbunn4@Tampabay.rr.com



Advertising

Suwannee Valley Quilt Shoppe
517 N Main Street, Trenton, FL (352) 463-3842

- ♦ Fabric & Classes
- ♦ Books & Supplies
- ♦ Stained Glass
- ♦ Machine Quilting
- ♦ Cross Stitch
- ♦ Antiques
- ♦ Framing
- ♦ Chocolatier

Open Mon—Sat 10 to 4
www.suwanneeshops.com
Florida's Most Unique Quilt Shop



Visit our Suwannee Rose Café
 For lunch & pastries homemade daily

A-WHITE SEW & VAC

- Sewing Machines
- Vacuum Cleaners

REPAIRS ON ALL MODELS

Airport Plaza • 979 N. Suncoast Blvd. • Crystal River, FL 34429 • **352-563-5338**
Paddock Park Village • 3101 S.W. 34th Ave. #802 • Ocala, FL 34474 • **352-854-0022**
La Plaza Grande South • 980 Bichara Blvd. • The Villages, FL 32159 • **352-753-0219**
ocalasewing.com

Rainbow's End
 QUILT SHOPPE

941 Broadway Street
 Dunedin, Florida 34698
 Phone: (727) 733-8572
 Fax: (727) 736-0235

Tuesday	10 am – 5 pm
Wednesday	10 am – 8 pm
Thursday/Friday/Saturday	10 am – 5 pm
Sunday/Monday	Closed

www.rainbowsendquiltshoppe.com

Becky Garland - Owner
 Melody Robson - Manager
 Diana Cammarata - Software Specialist

Husqvarna VIKING
FABRIC WAREHOUSE
 Husqvarna Viking Authorized Dealer

Website: www.fabric-warehouse.net
 Email: fwarehouse@tampabay.rr.com
 Facebook: Fabric Warehouse
 Etsy: Fabwarehouse
 Twitter: FabricWFanatics

3030 North Florida Avenue 33805
 Phone: (863) 680-1325
 (Corner of Griffin Rd. and North Florida Ave.)
 Lakeland, Florida
 Monday - Saturday 10am-5:30pm
 Over 4,000 Bolts Of Fabric
 "A Truly Unique Shopping Experience"

SEW & SAVE

SALES & SERVICE
JUKI & NECCHI DEALER

TOWN SQUARE MALL
3021 US 19 UNIT 270
SPRING HILL, FL. 34606

352-684-5445
WWW.SEWSAVE.NET

RANDY KASBERG
SEWSAVE@ATT.NET



QUILTS, CLASSES, NOTIONS & MORE
GIGI'S
 Fabric Shop
 EST. 2013

Stop By: 105 S. Moon Ave., Brandon, FL 33511
 [We are behind the Isbell Chiropractic Center]
 Brick & Mortar Shop Info/Classes
gigisfabricshop.com
 Buy Online xogigifabrics.com
 Ring: 813-661-9000

Happy Apple Quilts
FLORIDA
QUILTING CENTER

We sell the best quilt fabrics!

INNOVA
 Innovative Quilting Systems

Visit our beautiful new 7,000 sf shop custom designed to serve you!

M - F 10 - 5
 Tue 10 - 7
 Sat 10 - 3

Longarm Quilting Training Center:
 Classes (any brand)
 Rental
 Supplies
 Sales
 Innova Service
 Thread
 Batting
 Wide Backs

- ♥ Blank Quilting
- ♥ Hoffman
- ♥ In the Beginning
- ♥ Kaufman
- ♥ Marcus
- ♥ Michael Miller
- ♥ Moda
- ♥ Northcott
- ♥ Quilting Treasures
- ♥ Studio e
- ♥ Timeless Treasures
- ♥ Westminster
- ♥ Windham
- ♥ Aurifil
- ♥ Flannel
- ♥ Patterns
- ♥ Superior
- ♥ Woolly Lady Wool
- ♥ Books
- ♥ Valdani
- ♥ Notions

13013 W Linebaugh Av, Tampa
 (Just east of Race Track Rd)
www.HappyAppleQuilts.com 727-786-0080
www.FloridaQuiltingCenter.com 813-855-2857