



Hernando Quilters' Guild Newsletter

January/February 2017



Website: www.hernandoquiltersguild.com

President's Message



Dear Guild Members,

Welcome to 2017 and a new year of quilting. It will be an honor and privilege to serve as your President for the next two years along with a talented group of Board Members. I have made so many friends of wonderful quilters who put so much time and energy into making this guild a success. Our guild is a treasure and it is all of you who make it so.

I will also continue to support the Guild with the publishing of the bi-monthly Newsletter with my commitment to keep you informed and entertained.

I want to extend a sincere Thank you to our out-going President, Bonnie DeFranco and Vice President, Nancy Nickel who did a wonderful job during their two year term. I would also like to thank our Board members who have decided to stay on for another two years.

Now that the Holiday Season has come to a close perhaps we can all sit back, reflect on the events of the past year and look forward to challenging ourselves with some new designs for the new quilting year. Allow yourself to be inspired and motivated to try different techniques. Remember, the quilting process is on-going and we should never stop learning from each other, so enjoy the classes that Sally and Millie have planned for the up-coming months as well as the Mystery Quilt Project being run by Karen Pilon and Darla Matthews.

With a new year upon us, it has been a tradition down through the ages for everyone to make new year's resolutions. In keeping with this tradition a friend of mine sent me a clip from one of their small local papers in New York entitled "The Quilter's Pledge." Perhaps this can help you along with your self-promises for the coming year.

Quilter's Pledge

- ❖ I will never feel guilty about the size of my stash.
- ❖ I will treat my machine and rotary cutter with respect.
- ❖ I will not fear color, stripes, plaids and dots.
- ❖ I will encourage and share knowledge with fellow quilters.
- ❖ I will feel free to sew in my underwear and barefoot.
- ❖ I will feel free to collect sewing machines without guilt.
- ❖ I will visit quilt shops even during family vacations.
- ❖ I will use my iron for fabric rather than clothing.
- ❖ I will hide my scissors from my spouse and children.
- ❖ I will not feel guilt over fondling my fabric.

So, with the Holidays behind us and a new year beginning dear quilting friends, ***"May all your ups and downs in life be with a needle and thread."***

Fondly – Your New President,

Barb Theriault

Officers/Committee Chairs

2017/2018

President	Barb Theriault
1 st Vice Pres.	Nancy Jenkins
2 nd Vice Pres. (Programs)	Sally Marra, Millie Singleton
Secretary	Beverly Abenante
Treasurer	Sharon Didden
Quilt Shop Advertising	Beverly Brown
Quilt Trips	Tekla Bell
Block/Month	Marilyn Ryder
Veteran's Quilts	Brigitte Kasm
Yard Sale Table	Donna Bleier
2017 Retreat	Ava Rossler
Fat Quarter Drawing	Judy Thew/Tekla Bell
Fat Qtr Sales	Sharon Allard/Kathleen East
50/50	Esther Feil
Mystery Prize	Lucy VanLiew
Membership	Alma Martin
Newsletter/Advertising	Barb Theriault
Communications/Web Liaison	Barb Theriault
Sunshine	Shirley Kerstetter
Webmaster	Dave Curtis

2017 Fat Quarter Schedule

January	Red/White/Pink or Hearts
February	Greens or Shamrocks
March	Reproduction or Look-alikes (i.e. Civil War, 1800's, 1930's, or Shirtings)
April	Spring Colors (Tone on Tone, Reading Solid)
May	Batiks Only
June	Red/White/Blue
July	Black, Grey or White
August	Beige/Tan/Neutral
September	Stripes or Plaids
October	Fall Colors
November	Christmas Theme
December	No Exchange

Happy Birthday



JANUARY

Liesbeth Dekoning 1
Linda Hawes 2
Veronica Barrass 3
Susan Fuchs 4
Mary Kwiatkowski 6
Barbara Childress 6
Ava Rossler 7
Marlo McCarthy 10
Leida Martinez 14
Dianne Favero 19
Nancy Jenkins 22
Alma Martin 29
Stella Sigmon 31

FEBRUARY

Marion Dorman 4
Marilyn Ryder 7
Linda Blades 10
Linda Godlewski 13
Judy Thew 20
Denise Jolliffe 28
Sue Gillespie 28
Mildred Hernandez 28

FIELD TRIPS

The Guild has planned the following trips for January, February and March, 2017:

Friday, January 13, 2017

Trip to Suwannee Valley Quilt Shop, Trenton. Meet at 9:15am on Route 19 next to Hardee's.

Friday, February 17, 2017

Back by Popular Demand from snowbirds - Trip Reversed this time: Go to Rainbow's End first, 941 Broadway St., Dunedin, FL with lunch in Dunedin. Restaurant TBD later. Then on to Happy Apple Quilts, 13013 W. Linebaugh Ave., Tampa, FL. Meet at the end of Sam's Club Parking Lot on Cortez Blvd. at 9:00am

Friday, March 17, 2017

Trip to Quilts On Plum Lane, Dade City. Meet at 9:30am at Publix on route 50 and 41.

If you have any questions, call Barb Theriault at 352-597-8816 or Cell: 678-793-5335

Installation Of New Board

At our November meeting Bonnie DeFranco, our outgoing President, installed the new officers for the 2017-2018 Term. From left to right; Bonnie DeFranco, Millie Singleton & Sally Marra 2nd VPs, Sharon Didden-Treas., Nancy Jenkins-VP and Barb Theriault-President. Missing was Bev Abenante-Sec. She was installed later at our Christmas Luncheon.



Raffle Block of the Month Schedule 2017/2018

Preview	Distribute Kits	Raffle	Presented By	Pattern
Oct	Nov	Jan	KCS*	Mexican Star
Nov	Jan	Feb	KCS*	Greek Cross
Jan	Feb	Mar	KCS*	Long 9 Patch
Feb	Mar	Apr	KCS*	Prickly Pear
Mar	Apr	May	KCS*	Grandmother Tulip




* See Marilyn Ryder to sign up * Kansas City Star

Meeting Type	Day	Date	Place	Time
Board Meeting	Wed	1/25/17	Enrichment Center	9:30
Guild Meeting	Thurs	1/26/17	Jerome Brown Comm. Ctr.	9:30
Board Meeting	Wed	2/22/17	Enrichment Center	9:30
Guild Meeting	Thurs	2/23/17 (Challenge Due)	Jerome Brown Comm. Ctr.	9:30
Board Meeting	Wed	3/22/17	Enrichment Center	9:30
Guild Meeting	Thurs	3/23/17	Jerome Brown Comm. Ctr.	9:30
Board Meeting	Wed	4/26/17	Enrichment Center	9:30
Guild Meeting	Thurs	4/27/17	Jerome Brown Comm. Ctr.	9:30


Let **Shirley Kerstetter**, our **SUNSHINE LADY**, 352-686-9057, know about the needs or illnesses of our members.

NEWSLETTER: Call or send any information, suggestions, correspondence, tips, or sayings dealing with quilting to **Barbara Theriault, 8181 Weatherford Ave., Brooksville, FL 34613**; e-mail: **btheriault1@tampabay.rr.com**; or call 352-597-8816 or Cell: 678-793-5335. Next deadline is **February 5, 2017**.

GUILD NEWS AND NOTES




- ❖ **DUES \$15.00 DUE AT JANUARY 2017 MEETING** Please do not forget to bring your **checkbooks to pay your annual dues**. Make your check out to: Hernando Quilters' Guild. If you are out of town and paying by mail please mail your check to: Hernando Quilters' Guild, P.O. Box 6672, Spring Hill, FL 34611. If you wish to pay by cash, Alma has requested that you have the **exact change** to make things a little easier. If not paid by the February meeting there will be a \$5.00 Late fee.
- ❖ **2016 CHRISTMAS LUNCHEON** – The Christmas Luncheon was held on December 1st at Silverthorne Country Club. A good time was had by all. It was great to be able to enjoy each other's company. We had a wonderful gift exchange and also a raffle of some quilting items. The staff at Silverthorne are to be commended for their hard work and keeping everything running smoothly. The meals were also very good. We would like to thank Nancy Jenkins for all her help in taking over for Nancy Nickel who could not be there. Also a thank you to all the little elves that put together the table favors and the volunteers at the door. The team-work was great!
- ❖ **2017 GUILD CHALLENGE - "COLOR"** – As the winner of Best of Show of the 2016 Guild Challenge, Shirley Kerstetter has chosen the subject for the February, 2017 Challenge. The subject is "**Color**". The idea is to choose complementary colors from the color wheel (any two colors directly opposite each other on the color wheel. Example: (Blue and Orange). You may use shades of the colors of your choice. Solid, Moda type or tone on tone small print. The possibilities are endless with such a broad category. Get your creative juices flowing. We would like to have a large participation. Just remember the rules. The quilt has to be made between February 25th, 2016 to February, 23rd, 2017. Size should be no smaller than 16x16 and no larger than 45x60. You must put your name on the back of the quilt, or it will not be judged. The quilts will be judged at the February 23rd, 2017 Guild Meeting.
- ❖ **2017 LAKEWOOD RETREAT – MARCH 6 – 9, 2017**– Our annual Quilt Retreat for 2017 will again be at Lakewood Retreat Center, 25458 Dan Brown Hill Rd., Brooksville, FL, March 6th to 9th. Remember the retreat covers a room with two single beds and one double bed, with a private bathroom. We will be using two buildings. Meals will be served Buffet style and we will have two sewing rooms, one very large room and one smaller room. The cost will be \$145.00 per quilter and sign-up and first payment was in October. Ava Rossler has stepped up to organize our Retreat this year and will be assisted by Debbie McCabe and a few other volunteers. 40 women have signed up and the availability at this time is now full. If you wish to go, you can put your name on a list with Ava and if someone has to cancel she will let you know and you can work out the payments with the member who has cancelled. Also due at the February meeting, the latest Ava will need your sealed envelope with your contact/medical info to hold during the retreat in case something should go wrong. More info will be released via group e-mail soon.



14215 7th St.
Dade City, FL 33523
Mon - Sat 10-5
Thurs 10-8

Fabric • Books • Patterns
Notions • Classes • Gift Items

Owner: Donna Lillibridge Ph: 352-518-0003
Manager: Carol Bradshaw Fax: 352-518-0022
Website: quiltsoplumlane.net Email: plumlanedl@cs.com



Brigitte's Quilting
Quilting is my passion

Brigitte Kasm
Quilter

14944 Lancer Road

H 1-727-379-0274/ C 1 -727-207-2485
bkquiltpaws@hotmail.com
ETSY.com/ BrigittesQuilting



Calendar of Classes/Meetings



Please Note: Larger classes may need to be held at the Quarry. We will determine after checking the sign-up sheet if the number of students is too large for the Enrichment Center, we will notify you that the class location will be changed to the Quarry.

January 10th, 2017 – Tuesday 10:00am – 3:00pm Mystery Quilt Part I w/Darla Matthews and Karen Pilon. Location for class – Quarry Enrichment Center. Bring your lunch.

January 17th, 2017 – Tuesday 10:00am – 3:00pm – Table Runner w/Linda Godlewski. Bay front Health Brooksville Enrichment Center, Bring Lunch, or you can purchase a lunch in the café at a discount

January 24th, 2017 – Tuesday 10:00am – 3:00pm – Photo Holder w/Rosemary Willett. Bay front Health Brooksville Enrichment Center, Bring Lunch, or you can purchase a lunch in the café at a discount

January 26th, 2017– Thursday 9:30am General Guild Meeting Jerome Brown Community Center, 99 Jerome Brown Place, Brooksville, FL. Off Cortez Blvd which becomes West Jefferson.

February 14th, 2017 – Tuesday 10:00am – 3:00pm Mystery Quilt Part II w/Darla Matthews and Karen Pilon. Location for class – Quarry Enrichment Center. Bring your lunch.

February 21st, 2017 – Tuesday 10:00am – 3:00pm Jacket Part I w/Bonnie Holliday. Quarry Enrichment Center – 1 Table per person. Bring Lunch.

February 23rd, 2017– Thursday 9:30am General Guild Meeting Jerome Brown Community Center, 99 Jerome Brown Place, Brooksville, FL. Off Cortez Blvd which becomes West Jefferson. **(Challenge Quilts Due)**


February 28th, 2017 – Tuesday 10:00am – 3:00pm Jacket Part II w/Bonnie Holliday. Quarry Enrichment Center. 1 Table per person. Bring Lunch

March 14th, 2017 – Tuesday 10:00am – 3:00pm – Shared Log Cabin w/Rosemary Willett. Bay front Health Brooksville Enrichment Center, Bring Lunch, or you can purchase a lunch in the café at a discount

March 21st, 2017 – Tuesday 10:00am – 3:00pm Mystery Quilt Part III w/Darla Matthews and Karen Pilon. Location for class – Quarry Enrichment Center. Bring your lunch.

March 23rd, 2017– Thursday 9:30am General Guild Meeting Jerome Brown Community Center, 99 Jerome Brown Place, Brooksville, FL. Off Cortez Blvd which becomes West Jefferson.

March 28th, 2017 – Tuesday 10:00am – 3:00pm – Bowl Buddies w/Bonnie Holiday. Bay front Health Brooksville Enrichment Center, Bring Lunch, or you can purchase a lunch in the café at a discount.



• Long Arm Quilting Service • Machine Embroidery Supplies

Nana's Quilt Shop

• Fabrics • Notions • Classes • Kits

Owners
Coleen Poole
Mary Russell

Monday - Friday 10-5
Saturday 10-4
nanasquiltshop.com

18851 Cortez Blvd.
Brooksville, FL 34601
352-796-0011



QUILT SHOWS/RETREATS



January 19 – 21, 2017 – Mancuso Show – World Quilt Florida – Orlando, Florida
Orange County Convention Center West Concourse - Hall E2, 9800 International Dr.
 Orlando, FL 32819 Merchants Mall/Quilt Show Hours: Thursday, Friday & Saturday (19th to
 21st) 10:00am – 6:00pm. World Quilt Florida features an exciting Merchants Mall offering
 the best in fabrics, notions, machines, contemporary and antique quilts, textiles, quilting
 supplies, books, sewing related craft items, kits, clothing and much, much more! More info
 on website: www.quiltfest.com.




January 27 - 28, 2017 – Quilters' Guild of the Villages "Showcase Of Quilts" Quilting 'Round the Square
 - Friday 9 – 5 and Saturday 9 – 4, The Savannah Center, 1545 North Buena Vista Blvd., The Villages, FL
 32162. Website: www.QGOTV.org

January 27 - 28, 2017 – Quilters' Crossing, Inc. – Quilt Guild of Palm Harbor Presents: "Quilting Under
 the Palms" Friday and Saturday, January 27 & 28, 2017. 9:00am to 4:00pm. Admission \$7.00 for one day,
 or \$10.00 for 2 days. Location: Countryside Recreation Ctr., 2640 Sabal Springs Drive, Clearwater, FL
 33761. Featuring 200+ quilts; vendors; couture, décor & more; demos; boutique; door prizes; small quilt
 auction, raffle quilt and opportunity quilt. Raffle Baskets – one with a featherweight sewing machine.
 Drawing for a free sewing machine from Sue's Bay Area Sewing. For more info: QCQuiltShow@gmail.com
 or visit Quilter's Crossing Website: www.quilterscrossing.net

February 24-25, 2017 – Applique In Tampa Bay – sponsored by: Feather Princesses, Inc. "Applique In
 Tampa Bay IV – Spring Fling Quilt Show. Hours: Friday 10:00am to 5:00pm and Saturday 10:00am to
 4:00pm. Location: Higgins Hall, St. Lawrence Catholic Church, 5221 N. Himes Avenue, Tampa, FL 33614.
 Admission \$8.00. Hundreds of Appliqued Quilts on Display! Vendor Mall, Mini Quilt Auction, Opportunity
 Quilt, Boutique, Gift Baskets, Café – Serving lunch Friday and Saturday. For more info: Laura Brooker at:
laurajbr@mac.com.

February 24-25, 2017 – Lake County Quilters Guild Show – Mt. Dora - Location: Lake Reception, 4425 Hwy.
 19A, Mount Dora, FL 32757. 200 unique quilts and items on display. Shop at our many trend setting vendors and
 enjoy our large boutique. We have demos of new techniques/products throughout the day. Quilt Appraisal
 available and scissor sharpening. A silent auction of fine art, a mini-auction of hand-made creations, and booth of
 quilts for sale. In the atrium, there are tables and chairs to relax and have lunch. There will be salads,
 sandwiches, sweets and drinks for purchase. Admission is \$7.00; parking is free and buses are welcome.
 Admission for groups of 25 or more is \$6.00. USA currency and checks are the only means of payment for guild
 items. Vendors accept credit and debit cards as well. For more info: quiltshowchair@lakequiltguild.com.



Bear's Paw Quilting, LLC
*Custom & Edge to Edge Longarm
 Machine Quilting*

Laurie Pearce
 Longarm Machine Quilter

1292 Myers Road
 Brooksville, FL 34602

Phone: 352-583-4705

Email: bearspawquilting@hughes.net



Store (813) 749-0888
 Tess Pokorny (813) 846-6430
 Terry Pokorny (813) 789-4327

A Fabric Crafting Store

16541 Pointe Village Dr.
 Lutz, FL 33558

tess@scrapandsew.com
www.scrapandsew.com



Guild Events



Annual Guild Christmas Luncheon – December 1, 2016

The Christmas Luncheon was held on December 1st at Silverthorne Country Club. A good time was had by all. It was great to be able to enjoy each other's company. We had a wonderful gift exchange and also a raffle of some quilting items. The staff at Silverthorne are to be commended for their hard work and keeping everything running smoothly. The meals were also very good. We would like to thank Nancy Jenkins for all her help in taking over for Nancy Nickel who could not be there. Also a thank you to all the little elves that put together the table favors and the volunteers at the door. The team-work was great!

Every year for the last 9 years I have taken pictures at the Christmas Luncheon and posted them in this spot. Unfortunately, this year I just plain forgot to take pictures (brain fart!), so your "mug shots" are not included this year. I am sure you all can find it in your heart to forgive me. My Bad! Tune in next year!

Barb Theriault

Outgoing President's Quilt Block Presentation

Karen Pilon and Sharon Allard, past Presidents, were in charge of choosing the quilt blocks design for Bonnie DeFranco, this year's outgoing President. They were presented to her at our Christmas Luncheon. All the members were to make a 10 ½ inch block in a Victorian Crazy Quilt theme. The blocks were beautiful.



Bonnie is holding two of the almost 30 beautiful blocks. She was thrilled to receive these and I am sure will make a beautiful quilt with them. See Bonnie's thank you below:

*Dear Quilting Friends,
I was amazed at all the fabulous quilt blocks presented to me at the Silverthorn Christmas Party. Each one is unique and beautiful. I have been having fun thinking of ways to be creative with them. I appreciate all the work that went into these beautiful blocks.*

*Again, Thank you
Past President – Bonnie DeFranco*



3D Christmas Tree Class – November 8th, 2016 Taught by Ruthanne McGookey

On November 8th Ruthanne McGookey taught her 3D Christmas Tree class which was just in time for the ladies to put up a new decoration in their homes for the holidays. Pictured below are some happy quilters learning a new technique.



Ruthanne showing her finished samples of the 3D Christmas Tree.



At our November Guild meeting some of the class members presented their finished project to the Guild. From left to right: Sheila Jones, Sally Marra, Ruthanne McGookey and Millie Singleton.

Guild Events / Show and Tell

Fran Spooner Passed Away 12/29/16

To
live a
Creative
Life,
We
Must
Lose
Our
fear of
Being
wrong

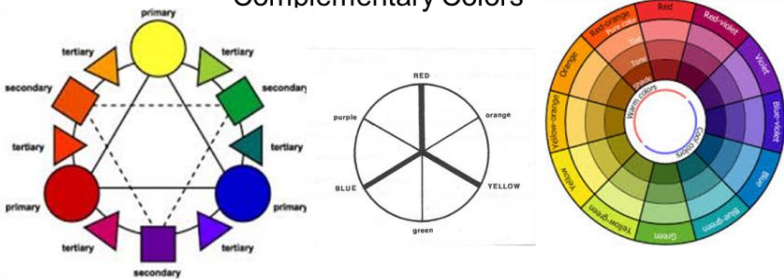


Fran Spooner was a very active member of Hernando Quilters for many years until she had to drop out due to illness. She came back about 3 months ago to join and see some of her old friends again. We were sorry to hear that Fran passed away on December 29th, 2016 after a long illness.

Fran will be remembered for her lovely quilts, cheerful personality and passion in her work in the Guild for the Dawn Center, her favorite charity. We will miss you Fran.


2017 Hernando Guild Challenge – “Color”

“Complementary Colors”



As the winner of Best of Show of the 2016 Guild Challenge, Shirley Kerstetter, with the help of Emily Hamilton, has chosen the subject for the February, 2017 Challenge. The subject is **“COLOR”**. The idea is to choose complementary colors from the color wheel (any two colors directly opposite each other on the color wheel, i.e. Primary/Secondary. Example: (Blue and Orange). You can only use two colors and also shades of the colors of your choice. Solid, Moda type or tone on tone small print. The possibilities are endless with such a broad category. Get your creative juices flowing. We would like to have a large participation. If you have any questions, see or call Shirley Kerstetter at (352) 686-9057.

Just as a reminder ladies I am posting some info on the challenge due on February 23rd, 2017. Since Shirley Kerstetter has had some health issues lately, Karen Pilon will be assisting her on challenge voting and set-up. Shirley hopes to be available at the challenge in February, but needed help because of health issues. A big thank you to Karen Pilon for volunteering.



Karen Pilon is showing her Christmas Village Quilt. Love those houses and snowmen! Great job.



Barb Theriault is showing her original designed Christmas Table Runner w/music note fabric she made for her brother and wife in Texas for Christmas. It was well received.



Penny Dyer displays her Christmas Tree Wall Hanging. Festive



Penny Dyer is showing her “Snowmen Coming & Going” Christmas Table Runners. Really cute.



Debbie Springer displays a beautiful California Poppy wall hanging. Great job Debbie.



Gene Chambers delighted us with her really adorable fish quilt. Nice Job Gene!



Alma Martin is displaying a beautiful stack and whack quilt she just completed.

Marilyn Henkel (right) is showing her beautiful Heron Wall-hanging. Beautiful!





Show & Tell/This & That/Tips



Show & Tell - Continued



Tekla Bell shows us a striking quilt in earth tones. Great job Tekla!




Darla Matthews shows her Kitty Quilt done on her embroidery machine. Meow!



Betty Johnson is showing Thanksgiving Placemats Done with a special technique using her computer. Nice job.



Sheila Jones is showing a very colorful quilt that she calls Sisterly Love. Love those stars.



This Round Storage Caddy the ladies are showing was a class taught by Charlene Brodeur and Darla Matthews. Nice job girls.

Tips From Quilters

Cleaning Pads

❖ I keep some alcohol prep pads in my sewing box and some in a drawer by my sewing machine. They're great if you jab yourself with a needle. You can also use them to clean your needle when it gets sticky from fusibles or glue. –*Sharon Tamas Dayton, OH*



Sewing Machine Cleaner

❖ I use pipe cleaners to clean the nooks and crannies in my sewing machine. They grab the lint and dust, and I just throw them away when I'm finished. –*Anne Servello Renton, WA*



Save Selvages

❖ When cutting quilt pieces, I save a small strip of selvage with the printed names of the fabric collection and fabric company. Then, if I happen to run short, I have the information I need to find more fabric. –*Sherry Meeks Guthrie, OK*



Recipe Corner

Sweet Baby Ray's Crockpot Chicken

- 4-6 chicken breast
- 1 btl Sweet Baby Ray's sauce
- 1/4 c vinegar
- 1 tsp red pepper flakes
- 1/4 c brown sugar
- 1 tsp garlic powder

Mix everything but chicken
 Place chicken in crockpot (frozen is ok)
 Pour sauce mixture over chicken
 Cook on low 4-6 hours

Today we have a 3 man crew instead of our normal 2.

It's because we're moving a quilter.
 The second truck is on its way for her stash.

facebook.com/
 QuiltingSewingCreating

ROTTENCARDS USER CARD



Quilt History

Thinking Small – Collectible Thimbles

By: Laurie Lane

Source: *The Quilter Magazine* - March 2001

These tiny sewing aids have survived from prehistoric times into the twenty-first century. Early thimbles used by cave women served as finger protectors and may have been fashioned from pieces of bone, wood, or rock. Crude tools that appear to have been designed for this purpose have been found at digging sites in Europe, Africa and China.

In the mid-fourteenth century, plain brass or bronze thimbles were being hammered into acorn shaped caps. By the early sixteenth century, Nuremberg craftsmen were producing thimbles of gold, silver and a metal alloy of copper and zinc. These are the first examples of thimbles to bear knurling (ridges), hallmarks and designs. The eighteenth century produced a diverse group of thimbles ranging from silver to porcelain. The shape varied from short, squat examples to straight-sided with rounded tops. The knurling went from waffle shape to dots. Many of these are quite beautiful and bear symbols of events of the period. However, with the invention of the sewing machine, thimbles became an obsolete sewing item to many. There are many types of thimbles. Some are characterized by their design, some by origin and some by their material.



Example of some Sterling thimbles w/garland, banners, flowers, leaves and medallions.



Example of some Limoges, scalloped rim, sterling w/enamel, Russian silver filigree w/porcelain insets.



Porcelain

The most famous porcelain thimbles were manufactured in the early 1700s by the Meissen factory in Germany. Fewer than 500 are currently known to be in existence and command unbelievable prices. Other porcelain factories came into existence in Denmark, Italy and England. Meissen still makes thimbles today, but with a different mark than the earlier examples.

Enamel

Enamel thimbles were never widely produced. Their manufacture involves the covering of a metal surface with glass in molten or liquid form, which is then fired to achieve a hard, glazed finish. They were manufactured mainly in England near the end of the eighteenth century.

Gold

Early American gold thimbles were made by silversmiths. They were rarely marked and are difficult to date. Many were given as gifts and handed down in families. Most gold thimbles found today are usually less than 100 years old, but are still beautiful to look at and highly collectible. Some have decorated bands as well as semi-precious stones applied, such as turquoise, opal, diamond, pearl, coral and sapphire.

German Silver

No thimble article would be complete without mentioning the most prestigious manufacturer of the nineteenth century, Johann Ferdinand Gabler. His business started in 1825 and, at its peak in 1914, employed as many as 150 workers. The early Gabler hallmark is a "G" in a rosette, while later examples show an eight-pointed star on top.

American Silver

Although thimble manufacture began earlier, the mid to late nineteenth century was the greatest period of American thimble design. American and European thimbles have similar elements due to the fact that designers attended mutual expositions and borrowed from each other.

Advertising Thimbles

Although the majority are American, it is not unheard of to find English, German and French advertising thimbles on occasion. Used by tradesmen, they became common in the early 1900s. The products, or services listed on the bands range from furnaces to shoes and everything in between. Not only did salesmen use these to promote their products, but politicians also began using them, with Warren G. Harding having the honor of being the first president to use thimbles in his campaign. Advertising thimbles are in abundance at flea markets and antique shops today and range in price from \$1.00 to \$5.00.

Highly Collectible

Thimbles are great collectibles. They can be purchased for a few dollars at vacation spots, or at flea markets. You can also spend higher amounts for antique thimbles of silver and gold.

For more info about thimbles, you can visit Thimble Collectors International at <http://www.thimblecollectors.com>

Advertising



BERNINA
SEWING CENTER

Authorized BERNINA Dealer

**In-Store Factory Trained Technician
Service and Repairs on most Makes and Models**
Classes - Notions - Threads - Books
Fabrics and much more...

www.berninapaff.com Email: berninatpa@aol.com

Hours: Mon - Thurs 10-6
Fri 10-5
Sat 9-4

**5405 E Fowler Ave
Temple Terrace FL 33617
813-969-2458**




Pat Wilkinson
pipsqeak@gte.net
www.quilttilyouwilt.net
727-862-6141

9609 Fulton Ave
Hudson, FL 34667

**Custom Machine Quilting
Professional Embroidery**

Tues-Fri 10am-5pm
Sat 10am-3pm
Tues, Thur and Fri
7pm-9pm



14215 7th St.
Dade City, FL 33523
Mon - Sat 10-5
Thurs 10-8

Fabric • Books • Patterns
Notions • Classes • Gift Items

Owner: Donna Lillibridge Ph: 352-518-0003
Manager: Carol Bradshaw Fax: 352-518-0022
Website: quiltsoplumlane.net Email: plumlanedl@cs.com



Keep Me In Stitches
Tampa Bay's Premier Specialty Sewing Centers

Visit www.kmisinc.com
to see our complete Educational Schedule

South Tampa
4504 W. Kennedy Blvd.
Tampa, FL 33609
813.282.1526

North Tampa
14833 N. Dale Mabry Hwy.
Tampa, FL 33618
813.908.3889

Authorized Dealer for **baby lock** **JANOME** **Koala**



Lisa LaPointe
V. P.

Lynn Haberl
President

Inspire! Quilting & Sewing, Inc.
101 N Collins
Plant City, FL 33563
813 704 4867

brother
at your side

Anita Goodesign™
EMBROIDERY DESIGN • EVENTS • EDUCATION

www.inspirequilting.com
www.facebook.com/inspirequilting

**Singer • Janome • Brother
Sewing Center**



- Free Estimates
- We Service All Makes & Models
- Home Service Available
- FREE Lessons

PLAZA OF THE OAKS
8866 S.R. 52 & LITTLE RD.
HUDSON
sjbsewing.com

727-868-3655

CHARLES GIACCHINO
CATHERINE GIACCHINO

Open Mon - Fri 10 - 5
Sat. 10 - 3

A & A WHITE SEWING CENTER
AUTHORIZED BABY LOCK DEALER - MACHINE SALES AND SERVICE

Sherrie & Mike Mauzy

3307 US Hwy 19
Holiday, FL 34691
727-232-6718



www.aawhitesewingcenter.com
whitesewingcenter@gmail.com facebook.com/sewhappy2016/

QUILTING • FABRIC • EMBROIDERY • CLASSES • AND MORE


Donald Bunn's Machine Quilting

Donald Bunn
Owner/Operator

963 E. Wacker St.
Hernando, FL 34442

(352) 533-3027

Dbunn4@Tampabay.rr.com



Advertising

Suwannee Valley Quilt Shoppe
 517 N Main Street, Trenton, FL (352) 463-3842

- ◆ Fabric & Classes
- ◆ Books & Supplies
- ◆ Machine Quilting
- ◆ Cross Stitch

Open Mon—Sat 10 to 4
www.suwanneeshops.com
 Florida's Most Unique Quilt Shop

- ◆ Stained Glass
- ◆ Antiques
- ◆ Framing
- ◆ Chocolatier



Visit our **Suwannee Rose Café**
 For lunch & pastries homemade daily

A-WHITE SEW & VAC

- Sewing Machines
- Vacuum Cleaners

REPAIRS ON ALL MODELS

Airport Plaza • 979 N. Suncoast Blvd. • Crystal River, FL 34429 • 352-563-5338
 Paddock Park Village • 3101 S.W. 34th Ave. #802 • Ocala, FL 34474 • 352-854-0022
 La Plaza Grande South • 980 Bichara Blvd. • The Villages, FL 32159 • 352-753-0219
ocalasewing.com

Rainbow's End
 QUILT SHOPPE

941 Broadway Street
 Dunedin, Florida 34698
 Phone: (727) 733-8572
 Fax: (727) 736-0235

Tuesday	10 am – 5 pm
Wednesday	10 am – 8 pm
Thursday/Friday/Saturday	10 am – 5 pm
Sunday/Monday	Closed

www.rainbowsendquiltshoppe.com

Becky Garland - Owner
 Melody Robson - Manager
 Diana Cammarata - Software Specialist

Husqvarna VIKING
FABRIC WAREHOUSE
 Husqvarna Viking Authorized Dealer

Website: www.fabric-warehouse.net
 Email: fwarehouse@tampabay.rr.com
 Facebook: Fabric Warehouse
 Etsy: Fabwarehouse
 Twitter: FabricWFanatics

3030 North Florida Avenue 33805
 Phone: (863) 680-1325
 (Corner of Griffin Rd. and North Florida Ave.)
 Lakeland, Florida
 Monday - Saturday 10am-5:30pm
 Over 4,000 Bolts Of Fabric
 "A Truly Unique Shopping Experience"

SEW & SAVE

SALES & SERVICE
JUKI & NECCHI DEALER

TOWN SQUARE MALL
 3021 US 19 UNIT 270
 SPRING HILL, FL. 34606

352-684-5445
WWW.SEWSAVE.NET



RANDY KASBERG
SEWSAVE@ATT.NET

QUILTS, CLASSES, NOTIONS & MORE
XOXO

GIGI'S
 Fabric Shop
 EST. 2013

Stop By: 105 S. Moon Ave., Brandon, FL 33511
 [We are behind the Isbell Chiropractic Center]
 Brick & Mortar Shop Info / Classes
gigisfabricshop.com
 Buy Online xogigifabrics.com
 Ring: 813-661-9000

Happy Apple Quilts
FLORIDA
QUILTING CENTER

M - F 10 - 5
 Tue 10 - 7
 Sat 10 - 3

We sell the best quilt fabrics!

INNOVA
 Innovative Quilting Systems

Longarm Quilting Training Center:
 Classes (any brand)
 Rental Supplies Sales
 Innova Service Thread Batting Wide Backs

Visit our beautiful new 7,000 sf shop custom designed to serve you!

- ♥ Blank Quilting
- ♥ Hoffman
- ♥ In the Beginning
- ♥ Kaufman
- ♥ Marcus
- ♥ Michael Miller
- ♥ Moda
- ♥ Northcott
- ♥ Quilting Treasures
- ♥ Studio e
- ♥ Timeless Treasures
- ♥ Westminster
- ♥ Windham
- ♥ Aurifil
- ♥ Flannel
- ♥ Patterns
- ♥ Superior
- ♥ Woolly Lady Wool
- ♥ Books
- ♥ Notions
- ♥ Valdani

13013 W Linebaugh Av, Tampa
 (Just east of Race Track Rd)
www.HappyAppleQuilts.com 727-786-0080
www.FloridaQuiltingCenter.com 813-855-2857