



Hernando Quilters' Guild Newsletter

SEPTEMBER/OCTOBER 2022



Website: www.hernandoquiltersguild.com

President's Message



Dear Guild Members,

As I write my President's letter this month I am super excited about our upcoming quilt and craft show in early November 2023. Our Chair (Sharon Kenny Didden) and Co-chair (Cindy Fitzgerald) have secured our venue. It has lots of parking and plenty of room inside. I can't wait to return to Florida (just 8-1/2 weeks!) to join in on our "Make and Donate" classes, plus make a lot of unique items to sell at our Craft Show! I'll be making lots of the type of things, so that if someone doesn't buy my craft, I can give it to family and friends as gifts. Who doesn't love a homemade gift from you. I hope you are all making a list of what you can make. Because of adding the word "CRAFT," we are hoping to draw an additional group of customers. This winter you will be receiving monthly information on our upcoming show.

We will be voting for a new slate of officers and hope that someone might want to step up. We do have two very capable ladies who have offered to run as President and Vice-President. Any of you are welcome to also put your name in the hat for these positions for voting.

Just a quick reminder that your second deposit of \$100 for our retreat is due at the August meeting and your final payment and medical form are due at the November meeting. If you are unable to attend our August meeting please send your check to our P.O. Box 6672, Spring Hill, FL 34611.

Sometime in October, I will be sending our membership, the dates of our Mystery Quilt Class and how much it will cost. The patterns have gone up between .50 cents to \$1.00. We have always had a great turn out for this class! We are able to use both floors at The Quarry Enrichment Center which is really great for the second class in February. I put the ladies who are just starting on the first floor and more advanced on the second floor. Then for the ladies just starting it is still a MYSTERY!

Happy sewing.....

Fondly.....Karen Pilon



2021/2022 Officers/Committee Chairs

President	Karen Pilon
1 st Vice Pres.	Louise Isabelle
2 nd Vice Pres. (Programs)	Sandy Wesley/Penny Dyer
Secretary	Sharon Kenny Didden
Treasurer	Raelee Russavage

Quilt Shop Advertising	Barb Theriault
Quilt Trips	Open
Block/Month	Marilyn Ryder
2022 Quilt Challenge	Pam Russavage
2023 Retreat (March)	Karen Pilon
2023 Quilt Show	Sharon Didden/Cindy Fitzgerald
Fat Quarter Drawing	Judy Thew
50/50/Food Bank	Sally Cosenza
Mystery Prize	Ann Brock
Membership	Judy Bukowski
Newsletter/Guild Advertising	Barb Theriault
Communications/Web Liaison	Barb Theriault
Sunshine	Bonnie DeFranco
Webmaster	Dave Curtis



2022 Fat Quarter Schedule

January	Red/White/Pink or Hearts
February	Greens or Shamrocks
March	Earth Tones: i.e. Browns/Tans, Golds, Burgundy, dark greens, etc.
April	Florals or Pastels
May	Batiks Only
June	Red/White/Blue
July	Black, Grey or White
August	Neutrals: Beige/Tan/Cream
September	Fall Colors i.e. Golds, Orange, Browns, Reds, Yellows
October	Any Fat Quarter you want to enter, but no more than 5 per person.
November	Christmas Theme
December	No Exchange

Raffle Block of the Month Schedule 2021/2022**Happy Birthday****SEPTEMBER**

Debbie Springer 2
 Cheryl Berkey 5
 Tekla Bell 6
 Suzanne Wilkerson 10
 Sandy Gantenbein 12
 Teresa Digsdiertt 12
 Beverly Brown 16
 Cindy Downey 16
 Margrit Mackey 18
 Sharon Groesbeck 25
 Sally Marra 26
 Anne Koetter 28



Preview	Distribute Kits	Raffle	Pattern	Presented By:
June	July	Aug	Hour Glass	Quilt Magazine
July	Aug	Sept	Chevron	Margo Wylie
Aug	Sept	Oct	Dutchman Puzzle	Quilt Magazine



* See Marilyn Ryder to sign up

OCTOBER

Darla Matthews 1
 Pat Miller 3
 JoAnne Blasé 7
 Helen Anderson 7
 Betsy Anderson 8
 Susan Crannell 10
 Ann Beaudry 10
 Susan Herron 13
 Cindy Parker 17
 Milrae Hareng 17
 Emily Hamilton 24
 Marcia Kerker 31

Meeting Type	Day	Date	Place	Time
Board Meeting	Wed.	8/24/22	Quarry	10:00
Guild Meeting	Thurs	8/25/22	Jerome Brown Comm. Ctr.	9:30
Board Meeting	Wed.	9/21/22	Quarry	10:00
Guild Meeting	Thurs.	9/22/22	Jerome Brown Comm. Ctr.	9:30
Board Meeting	Wed.	10/26/22	Quarry	10:00
Guild Meeting	Thurs	10/27/22	Jerome Brown Comm. Ctr.	9:30
Board Meeting	Wed.	11/16/22	Quarry	10:00
Guild Meeting	Thurs.	11/17/22	Jerome Brown Comm. Ctr.	9:30

FIELD TRIPS

Until we find a volunteer to run the monthly Field Trips we are discontinuing until further notice. We will however, go back to trips on Fridays when we do resume.

Let our **SUNSHINE LADY**, Bonnie DeFranco (352-942-7336), or sewingnurs1118@gmail.com know about the needs or illnesses of our members.

NEWSLETTER: Call or send any information, suggestions, correspondence, tips, or sayings dealing with quilting to **Barbara Theriault, 8181 Weatherford Ave., Brooksville, FL 34613**; e-mail: btheriault1@tampabay.rr.com; or call 352-597-8816 or Cell: 678-793-5335. Next deadline is **October 5, 2022.**



*Read your Newsletter
 Or this could be you!!*

GUILD NEWS AND NOTES



- ❖ **2022 Charity Quilt Programs** – The Board has decided to restart our Charity Quilt program in January 2022. We will support two charities throughout the year. (1) The Airman's Attic at MacDill Air Force Base in Tampa and (2) The Child Advocacy Center in Hernando County. Quilts for the Child's Advocacy Center should be lap quilt size of 40" x 60". These are quilts for children when they are removed from their home due to abuse. Sandy Wesley will be the point person for Child's Advocacy. The Airman's Attic is looking for baby and small child items along with kitchen items that are in good condition. Gayle Keenan will be the point person for Airman's Attic

- ❖ **“Free For All” Table began in January 2022** Our “Free For All” table at each meeting seems to be going very well. Any member who has good quality items that they no longer need and would like to pass on to another member may put them on the Free For All table. Remember, If it hasn't been taken by another member you will need to collect it at the end of the meeting and take it back home with you.

- ❖ **2022 GUILD CHALLENGE – “TRIANGLES TRIANGLES TRIANGLES”** is the theme for the 2022 challenge. Half square triangles, Quarter square triangles, Equilateral triangles [3 sides same length] Isosceles triangles [2 sides same length] All blocks in the quilt must be made from one or more of the above. The triangles can be composed of strips of fabric or from a single fabric. Strip sashing between blocks is allowed, if your design requires it. No squares, rectangles, circles, hexagons, or any other shape – unless they are created with triangles. Optical illusions allowed – as long as they are created with triangles. The challenge due date is November meeting 2022. See page 6 for further information. If you have any questions you can contact Pam Russavage.

- ❖ **2023 LAKE YALE RETREAT – Monday, March 6th to Thurs March 9th 2023** – Karen Pilon and your Retreat committee have secured the date for our 2023 Retreat at Lake Yale, but have decided to keep our sewing room in the church because there are so many people who have signed up for the Retreat and without disappointing anyone who wants to go. We have increased the cut off to all members who have signed up and paid the first installment of \$100.00. We will go back to 6 Pods. The cost will be \$280.00 per person for a double room. We have asked for your 2nd payment due at the August meeting and final payment in November. Please make your check out to **HERNANDO QUILTERS GUILD**. Next year's dates are March 6 through March 9th, 2023.

- ❖ **2023 LAKELAND BUS TRIP TO EXPO** - We will be doing a bus trip to the Lakeland Sewing Expo on March 17, 2023 which is a Friday (2nd day of Expo). Sandy Wesley has a sign-up sheet on her table for those who wish to go so that we have an idea of how many will be attending. We will receive a quote in January from the bus company on how much we need to pay the bus because of gas prices. Sandy will get back to us on what our fee will be, where to meet the bus, etc.

- ❖ **2023 QUILT SHOW**– The Quilt Show has been changed to 2023 since we feel it would be difficult to start getting our committee heads together and having meetings for the show. This will also give us more time to make items for the Boutique, both craft items and quilting items. The tentative dates for the show are November 3rd and 4th, 2023. The venue for the show will be St. Joan of Arc Church in their large building behind the church. Sharon Kenny Didden and Cindy Fitzgerald will be co-chairpersons for the show. If you are interested in volunteering for a committee, please get in touch with Sharon Kenny Didden by phone (352-678-1176) or e-mail (skdidden@gmail.com)



QUILT SHOWS



❖ **September 15 to 17, 2022 Jacksonville, FL - QUILTFEST 2022**
Prime F. Osborn III Convention Center, 1000 Water Street, Jacksonville, Florida

After a two-year hiatus because of COVID, we are looking forward to a robust show with **over 400 quilts on exhibit** as well as many returning features. These include the quilters walk raffle baskets, raffle quilts from the six sister guilds, quilt sale room, over 40 vendors (see the list on our website), a quilt appraiser (appointments recommended); demos and some special exhibits.

- There will be a silent auction of small quilts to benefit the FSCJ transportation service for the VERC (Visual Education and Rehabilitation Center), as well. Our theme, carried over from 2020, celebrates vision and support services for the blind and visually challenged. In addition, we are collecting used eyeglasses (sorry, no sunglasses).
- Our children's corner will invite children to help stuff "Me Dolls" and do other projects as we showcase the numerous community service outreach projects the six sister sponsor guilds engage in.
- The show will be from 9-5 daily, with Thursday featuring a \$1.00 discount for seniors off the regular price of \$14/day. The host hotel is the Southbank Hotel, Jacksonville Riverwalk. Mention the Jacksonville Quiltfest to receive the special rate of \$109/night.
- Please refer to our website at www.quiltfestjax.com for more details.

❖ **October 14 – 15, 2022 , Brandon, FL - A QUILTER'S JOURNEY**
Piecemakers Quilt Guild of Brandon

Venue: The Regent 6437 Watson Road, Riverview, Florida.

Tickets are now being sold for our Opportunity Quilt called " Home for Christmas". The quilt measures 66" x 74" and is pieced, appliquéd, and embellished with snowflakes, little wool wreaths on doors and embroidered words on each side. Tickets are \$1.00 each and are available now and until the drawing at the show on October 15th. If you are interested in purchasing tickets please contact Pam Johnson at 813-267-7649.

❖ **November 11 – 12, 2022 Lake County Quilters Guild presents: Fantastic Quilt Show.**

Venue: The Venetian Center, 1 Dozier Court (Circle), Leesburg, FL.
 Boutique Sales, Quilt Raffle, Door prizes, Gift Baskets, Demos, Vendors.



CLASS SCHEDULES



2022 Calendar of Classes



Date	Quarry	New Enrichment Center – Rt. 19 South	Instructor
	TUESDAY	THURSDAY	
SEPTEMBER			
13 th	Santa		Tekla Bell/Sandy Wesley
20 th	Strata		Sandy Wesley
OCTOBER			
11 th	Make & Donate Gnome		Pam Russavage

At our June meeting we had to sadly say goodbye to our long-standing head of Membership, Alma Martin. She and her husband decided to move to North Carolina to be near their sons. The Guild presented her with a Certificate Of Appreciation for all her years of dedication to the Guild. She will definitely be missed and we wish her well in her new home in North Carolina. (Barb Theriault says she will really miss her co-pilot on Guild Trips.)



Some Suggested Quilting Websites

The Florida Register
www.TheRegisterWeb.com

www.quiltcompany.com
 Arlene and Melissa design all the patterns that you will see on the website. Their clients say they have "happy" quilts and that their instructions are easy to read and follow. For those of you who like fusible applique, these quilts are fun to make for all seasons.

www.buttermilkbasin.com
 If you like working with wool and hand embroidery, this is the site for you. Several books and patterns you will love making.

www.shabbyfabrics.com
 This is one of my favorite websites with so much to offer. BOM patterns, threads, YouTube demos, specialty rulers and so much more.

www.bareroots.com
 For those who love hand embroidery, this is a site you might be interested in. So many cute patterns to choose from. Dish towels, Pillows, Candle Mats, Stitcheries, etc.



Guild Challenge Directions 2022

Pam Russavage will be running the 2022 Challenge and the theme chosen is "Triangles." If you have any questions you can contact Pam Russavage.



HQG Quilt Challenge 2022


Is

TRIANGLES!!



TRIANGLES!!

TRIANGLES!!



Half square triangles

Quarter square triangles



Equilateral triangles [3 sides same length]

Isosceles triangles [2 sides same length]

ALL blocks in the quilt must be made from one or more of the above. The triangles can be composed of strips of fabric or from a single fabric. Strip sashing between blocks is allowed, if your design requires it. No squares, rectangles, circles, hexagons, or any other shape – unless they are created with triangles. Optical illusions allowed – as long as they are created with triangles.

Categories: Entries will be judged in one category

Judging: An outside judge will choose

- Best of Show
- 1st Place
- 2nd Place
- 3rd Place

Guild members will vote for the winner of "Viewer's Choice"

Quilting: Your quilt must be hand or machine quilted

Size: No smaller than 16"x 16" and no larger than 45"x60". If your entry is larger or smaller than the specifications, your entry will not be judged.

Due Date: November 17, 2022 at the Guild Meeting

Rules: The quilt for this entry must have been made during this challenge year, between November 16, 2021 and November 17, 2022. Your quilt must have a label on the back with your name and the quilt entry title.



Show & Tell June/July



Louise Isabelle is showing just a few of the quilts she made from scraps to donate to both our charities; Airman's Attic and the Hernando Child Advocacy.



Pat Barnum displays her "Home Sweet Home" wall hanging. Nice job.



Diane Meyer, with the help of Sandy Wesley, is showing two table runners she made from Judy Thew's 60 Degree Class. Great job Diane!



Denise Jolliffe is showing her Craftsman Lap Quilt. Very nice!



Kathy Chapman shows us her beautiful blue & white tree quilt. Really great!



Anne Koetter is displaying two versions of her "Square In A Square" Quilt. She taught a class on this in early August.



Janice Parker is displaying her Noah's Arc Panel Quilt. Really cute!



Raelee Russavage is showing her latest purse with lots of compartments, pattern by Annie!



Betty Lynn Pepka is showing her "Summer Flowers" quilt. Nice Job Betty.





Bev Abenante displays her "Stormy Stars" Quilt. Beautiful points Bev.



Show & Tell Continued June/July

At our June Meeting Rachel and her husband from Quilted Twins gave us a wonderful trunk show highlighting all the quilts you can make with panel fabric. Below are a few of the wonderful quilts they displayed. Thank you "Quilted Twins" for a very nice showing..



Brigitte Kasm showing her "Rosengarten" quilt. Beautiful.

Teresa Digsdiertt is showing her star quilt. Nice job.

Tekla Bell did this beautiful wall hanging on her embroidery machine.



Nancy Langley is showing one of her quilts. Beautiful!

The goal in life is not to live forever, but to create something that will.



THIS & THAT



Troubleshooting Machine Tension While Thread Painting

Why does my top thread keep breaking?

- The top tension is too tight – turn the tension toward 0 (not to 0) and adjust in small increments.
- The needle may be bent or burred.
- Moving the hoop too quickly – relax and move the hoop slowly and smoothly.
- Thread is caught on the cut, rough edge of the spool usually at the top or bottom of the spool where the thread was secured when manufactured. Carefully use an Exacto knife to smooth the rough edge on the spool.
- Incorrect needle size – change to a larger needle.
- Thread is too old – buy newer thread.
- Inconsistent pedal speed – run the machine at an even consistent speed.
- Timing on the machine is off – service is required to alleviate this problem.

Why is the thread looping?

- Top tension is too loose – move the tension dial to a higher number.
- Moving the hoop erratically – use a controlled, even speed.
- Presser bar is up – since a free motion foot hovers above the throat plate, it is easy to forget to put the foot down.
- Threading the machine with the presser foot down. Always thread the machine with the presser foot up. Thread as it goes through the thread path needs to fall between the tension discs located at the top of the thread path. With the presser foot down the tension discs closes making it difficult for the thread to fall into the tension discs.
- Fabric or stabilizer is too loose in the hoop - reposition stabilizer or fabric until it is taut in the hoop.

Why is the bobbin thread breaking?

- Bobbin tension is too tight – loosen the bobbin tension.
- Bobbin inserted incorrectly into the bobbin case.
- Bobbin case is not clean – a little maintenance goes a long way.



Why does the bobbin thread show on top of the thread appliqué?

- Thread is caught on the upper spindle.
- Bobbin tension is too loose – turn the top tension toward zero (not to zero) and adjust in small increments until no more thread shows on the top. Should that not solve the problem. Adjust the screw on the bobbin case by turning it slightly to the right, secure a few practice stitches and repeat until the tension is correct.
- Purchasing a second bobbin case to make your adjustments might be advised if you are not comfortable making the adjustments to the bobbin case calibrated for your machine.
- Mark the adjusted bobbin case with a dot of fingernail polish to identify it.

www.nancyprince.com nancy@nancyprince.com ©2022 Na



Quilters' Rules

THE PATTERN IS JUST A SUGGESTION
 MEASURE TWICE, CUT ONCE
 DON'T BLEED ON THE FABRIC
 IT'S NOT AN "MISTAKE", IT'S AN "OPPORTUNITY"
 WATCH YOUR BOBBIN
 STRAY THREADS ARE A FASHION STATEMENT
 USE THE GOOD FABRIC
 DONE IS BETTER THAN PERFECT

FABRICOLOGIST

(Fab-ri-kol-uh-jist) noun

1. One who has perfected the art of stashing fabric.

2. An expert accumulator of cloth intended for future use.



Advertising

Long Arm Quilting Service • Machine Embroidery Supplies

Nana's Quilt Shop



Fabrics • Notions • Classes • Kits

Owners
Coleen Poole
Mary Russell

Monday - Friday 10-5
Saturday 10-3
nanasquiltshop.com

18851 Cortez Blvd.
Brooksville, FL 34601
352-796-0011



16541 Pointe Village Dr. • Suite 108 • Lutz, FL 33558
813-749-0888 • www.scrapandsew.com
email: lori@scrapandsew.com

Mon-Fri 10am-6pm • Sat 10am-5pm

Quality Quilt Shop Fabrics • Notions and Patterns
Classes / Private Lessons
Embroidery Software • Software Training
Online Fabric Store

Exclusive PFAFF and Husqvarna Viking Dealer
for Sewing Machine Sales & Service





Husqvarna VIKING

Country Quilts & Bears





1983 Drew Street
Clearwater, FL 33765
(727) 461-4171

CountryQuilts@tampabay.rr.com
www.countryquiltsandbears.com

Donald Bunn's Machine Quilting

Donald Bunn
Owner/Operator

963 E. Wacker St.
Hernando, FL 34442
(352) 533-3027
Dbunn4@Tampabay.rr.com



Briquette's Quilting
Quilting is my passion

Briquette Kasm
Quilter

14944 Lancer Road
H 1-727-379-0274/ C 1 -727-207-2485
bk.paws@hotmail.com



CUTTIN UP FABRIC
BEST PRICES IN TOWN

NILDA B BRINSON
OWNER

6308 GALL BLVD UNIT B
ZEPHYRHILLS, FLORIDA 33542-2504
813-782-0999
nildabrinson@hotmail.com
Nilda's Cuttin Up Fabric -FB




A Material Girl Quilt Shop

Marie Anderson, Owner

36844 Hart Ranch Road
Eustis, Florida 32736

Phone: 407-252-2539
E-mail: Materialgirl2523@yahoo.com
Open: 10 – 4 Monday thru Saturday
Redhartquilts.com



Advertising



Becky Garland - Owner
Allyson O. - Manager

EPIC TEAM

Marge, Brandon, Marie G.,
Marie L., Jasmin, Colleen

Website:
www.fabric-warehouse.net

Facebook:
Fabric Warehouse

Email
fwarehouse@tampabay.rr.com



3030 North Florida Ave
Lakeland, FL 33805
Corner of Griffin & North Florida Ave

Phone (863) 680-1325

Monday - Saturday 10 am - 5:30 pm
Over 4,000 bolts of fabric
"A Truly Unique Shopping Experience!"

Sew & Save

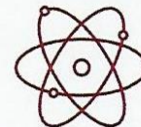
Sewing Machine Sales and Service

Towne Square Mall
Unit 270
Behind Chili's on U.S. 19


Juki Dealer

352-684-5445
Open Tues-Sat 10-3
sewnsave@att.net
3021 Commercial Way, Spring Hill, FL 34606

Sewing Machine Service Center
For All Makes



Randy Kasberg



Bear's Paw Quilting, LLC

Edge to Edge & Custom Longarm
Machine Quilting

Laurie Pearce
Owner & Longarm Machine Quilter

11332 Fulmar Rd.
Brooksville, FL 34614

Phone: 352-583-4705

Email: bearspawquilting@gmail.com

Quilters Anonymous, Inc.

9225 Pine Island Road
Clermont, Florida 34711

Local: 352-241-6768
quiltanoninc@aol.com
Visit our shop: quiltersanon.com



LaRose Quilting Creations

Custom Longarm Quilting

Louise Isabelle

723 Challice Drive
Spring Hill, FL. 34609

352-428-8588
Nhlouise@bighthouse.com



*May your bobbins be full and ever flowing.
May your stash be rich, colorful, and abundant.
May your stitches be even and straight.
May you always be comforted by the warmth and joy of creating.
And may your heart be joyful and blessed.*

