



# Hernando Quilters' Guild Newsletter

September/October 2019



Website: [www.hernandoquiltersguild.com](http://www.hernandoquiltersguild.com)

## President's Message



Greetings Fellow Guild Members,

My husband and I were talking a few days ago and he mentioned that we only have 10 weeks before returning to Florida! Not sure how the time has passed so quickly, but I'm looking forward to my return!

As some of you know, member Darla Matthews and I made a fast trip to Florida in July to visit our dear friend and member Joyce Shively. We were there for 10 days and had the pleasure of joining 19 sewing friends for lunch. Then we hooked up with a past member, Betty Johnson, for lunch another day. Such a sweet lady and so talented! This woman was always pushing the envelope; Painting on quilts before anyone ever thought of it and making stand alone flowers bloom (with a heat gun). Her accomplishments are endless and it was another fun time with sewing friends! Then it was time to return to Michigan for babysitting four days a week and trying to fit some sewing time in my days!

Speaking of sewing, I hope everyone is busy making things for our upcoming quilt show, which is only 2-1/2 months away! I'd like to see our boutique overflowing with your wonderful ideas. I'm completing three wall hangings for our silent auction. Eyeglass cases, zipper bags, purses like we sold at our April meeting, stand alone snowflake ornaments for pictures and so many other things for the boutique! You know those projects that you just weren't happy with, so you put them aside? Maybe it's time to finish them up and donate them for our boutique? Now you have a finished project and out of your house, while helping you guild. I'm looking forward to seeing all your treasures!!

Starting in January your board has some fun things in store for you! If you have some ideas on what you would like to see happening at your guild, please write it down and give it to one of your board members. We will discuss and maybe put your idea into action! We want to work hard for you and be the best guild we can be!!!

Fondly.....Karen

## 2019/2020 Officers/Committee Chairs

President	Karen Pilon
1 <sup>st</sup> Vice Pres.	Louise Isabelle
2 <sup>nd</sup> Vice Pres. (Programs)	Bonnie DeFranco/Sharon Allard
Secretary	Beverly Abenante
Treasurer	Sharon Didden
Quilt Shop Advertising	Beverly Brown
Quilt Trips	Tekla Bell
Block/Month	Marilyn Ryder
Veteran's Quilts	TBD
2020 Quilt Challenge	Pam Russavage/Terri Coley
2020 Retreat	Karen Pilon/Sharon Allard
2019 Quilt Show Chairs	Ava Rossler/Denise Jolliffe
2019 Opportunity Quilt	Barb Theriault/Bev Abenante
Fat Quarter Drawing	Judy Thew
50/50/Food Bank	Sally Cosenza
Mystery Prize	Ann Brock
Membership	Alma Martin
Newsletter/Advertising	Barb Theriault
Communications/Web Liaison	Barb Theriault
Sunshine	Shirley Kerstetter
Webmaster	Dave Curtis

## 2019 Fat Quarter Schedule

January	Red/White/Pink or Hearts
February	Greens or Shamrocks
March	Earth Tones: i.e. Browns/Tans/Golds, Burgundy, dark greens, muted colors.
April	Florals or Pastels
May	Batiks Only
June	Red/White/Blue
July	Black, Grey or White
August	Beige/Tan/Neutral
September	Stripes or Plaids
October	Fall Colors
November	Christmas Theme
December	No Exchange

## Happy Birthday

### SEPTEMBER

Debbie Springer 2  
Tekla Bell 6  
Sandra Santos 15  
Beverly Brown 16  
Carol Thibert 21  
Nancy Westerman 24  
Sharon Groesbeck 25  
Sally Marra 26  
Joanne Gerow 26  
Anne Koetter 28



### OCTOBER

Darla Matthews 1  
Pat Miller 3  
Helen Elder Anderson 7  
Roberta Sherman 8  
Susan Crannell 10  
Mary Ellen Vanzler 14  
Milrae Hareng 17  
Shirley Kerstetter 19  
Dolores Rehn 20  
Emily Hamilton 24  
Marcia Kerker 31

### FIELD TRIPS

The Guild has planned the following trips for September and October.

#### Friday, September 20, 2019

Trip to Sweet Darlings, 26240 Wesley Chapel Blvd, Lutz and Scrap and Sew, 16541 North Pointe Village, Lutz. We will meet at Publix 41 and 50 at 9:30am.

#### Friday, October 18, 2019

Trip to Rainbow's End, 941 Broadway in Dunedin. Meet at old K-Mart lot in Hudson off Beacon Woods Rd. 9:30am

**There will be NO trips in November or December and we will resume in January.**

If you have any questions, call Tekla Bell  
Cell: (315) 254-1676



## Raffle Block of the Month Schedule 2019/2020

Preview	Distribute Kits	Raffle	Presented By	Pattern
June	July	August	Wedding Ring	Oxmoor House
July	August	Sept	Drunkard's Path	Marylin Ryder
August	Sept	Oct	Dutchman	Ava Rossler
Sept	Oct	Nov	Temperance	Marylin Ryder



\* See Marilyn Ryder to sign up

Meeting Type	Day	Date	Place	Time
Board Meeting	Wed	8/21/19	Enrichment Ctr.	10:00
Guild Meeting	Thurs	8/22/19	Jerome Brown Comm. Ctr.	9:30
Board Meeting	Wed	9/25/19	Enrichment Ctr.	10:00
Guild Meeting	Thurs	9/26/19	Jerome Brown Comm. Ctr.	9:30
Board Meeting	Wed	10/23/19	Enrichment Ctr.	10:00
Guild Meeting	Thurs	10/24/19	Jerome Brown Comm. Ctr. <b>POT LUCK LUNCH</b>	9:30
Board Meeting	Wed	11/20/19	Enrichment Ctr.	10:00
Guild Meeting	Thurs	11/21/19	Jerome Brown Comm. Ctr.	9:30
Guild Christmas Lunch	Thurs	12/5/19	R-Beach Restaurant Shoal Line Rd.	11:00

• Long Arm Quilting Service • Machine Embroidery Supplies

# Nana's Quilt Shop

• Fabrics • Notions

Owners  
Coleen Poole  
Mary Russell

Monday - Friday 10-5  
Saturday 10-4

[nanasquiltshop.com](http://nanasquiltshop.com)

• Classes • Kits

18851 Cortez Blvd.  
Brooksville, FL 34601  
352-796-0011

Let Shirley Kerstetter, our **SUNSHINE LADY**, 352-686-9057, know about the needs or illnesses of our members.

**NEWSLETTER:** Call or send any information, suggestions, correspondence, tips, or sayings dealing with quilting to **Barbara Theriault, 8181 Weatherford Ave., Brooksville, FL 34613**; e-mail: [btheriault1@tampabay.rr.com](mailto:btheriault1@tampabay.rr.com); or call 352-597-8816 or Cell: 678-793-5335. Next deadline is **October 5, 2019**.

## GUILD NEWS AND NOTES



- ❖ **Pot Luck Lunch at the October 24<sup>th</sup> Meeting** We will be hosting our usual Pot Luck Lunch at the October 24<sup>th</sup> meeting to welcome back the majority of our snowbirds. You will be asked to bring an item. Louise Isabelle will be putting out a sign-up sheet at the September meeting.
  
- ❖ **2019 November 1 & 2 Quilt Show** The Flyer and Quilt Show Info including map to the Quarry have been posted to our website. As well as a picture of our Opportunity Quilt. Barb has sent an e-mail out to other Guilds in the area and attached our flyer and info page for them to share with their groups. We are also listed on the calendar page of the Florida Quilt Network. We have purchased an 8 x 10 full page ad on the inside back cover of the Program that was handed out at Stitcher Paradise, July 18 – 20, 2019 at the Hilton Carillon, St. Petersburg. In September our ad will appear in the Country Register. Flyers and an info page will be distributed to as many quilt shops in the area in the coming months. Barb will try to distribute our flyer to some Restaurants and maybe store fronts that will accept it also.
  
- ❖ **2019 QUILT SHOW OPPORTUNITY QUILT (Rosewood Cottage “Revisited”)**  
 The Opportunity Quilt is finished, quilted, bound and labeled. We have been selling tickets at some of the other Guild monthly meetings such as Nature Coast, West Pasco and Feather Princess, so far. We sold tickets at Nana’s Quilt shop on August 2<sup>nd</sup> during their annual sale. Barb has lined up the selling of tickets on September 7<sup>th</sup> at Scrap & Sew in Lutz during their demo days and September 14<sup>th</sup> at Happy Apple in Tampa. They will be advertising our raffle quilt at their shop news as well with a picture I have sent them. Several of our members have already purchased their suggested \$10.00 worth of tickets and continue to do so. We are asking each member to be responsible for 12 tickets (6 for \$5.00) total of \$10.00 each member, and pay for them in advance when you sign up for your ticket packet. As I line up more selling points, I will be asking for help at different venues for ticket sales.
  
- ❖ **2020 LAKE YALE RETREAT – MARCH 9 – 12, 2020** – The Coordinator for this Retreat will be Karen Pilon with help from Sharon Allard. The cost of this Retreat for a double room will be \$260.00 per person. If you wish to have a room to yourself, it will cost \$335.00 per person. We have at least 50 ladies going and they have already paid the initial deposit of \$100.00 that we requested to help offset cost of contract down payment. The balance of your fee is due by the October meeting. You can make a few installment payments up until you pay the balance in October if it is easier for you. Don’t forget to make your checks out to Hernando Quilters’ Guild and give them to Sue House at the October meeting. Room assignments will be handled by Sue House and Karen as time gets closer, taking requests into consideration. I am sure there will be e-mails with directions and itineraries after the 1<sup>st</sup> of the year. More info to follow.
  
- ❖ **Nominations For Our Year End Charities**– As most of you are aware we vote at our November meeting on 3 charities to receive \$300 each in December. What our Treasurer would like you to do is contact her with a charity of your choice as soon as possible, so she can add it to the voting list for November. The sooner you give her the name of your charity and something about them, she can research details and add them to the list. There are so many organizations out there that could use our funds, but we have to narrow it down to 3 finalists. Last year it was the 3 Canine Organizations and I can tell you that it was very rewarding as President, to be there in person along with our Treasurer and hand these 3 organizations a check. They were very appreciative. Let’s see who else we can help this year?
  
- ❖ **2020 GUILD CHALLENGE** – The 2019 Guild Challenge winners of “Best of Show” and “Viewer’s Choice”, Pam Russavage and Terri Coley have chosen “The Roaring 20’s” as the theme for the 2020 Challenge in honor of moving into the next decade of the 21st Century. The due date for this challenge will be February 27, 2020 Guild meeting. See page 6 for some ideas and rules.





## QUILT SHOWS/RETREATS



### **September 19-21, 2019 Jacksonville, FL QuiltFest 2019 "Bobbin' on the Beach"**

Prime F. Osborn III Convention Center, 1000 Water Street, Jacksonville, Florida

Thursday, Friday and Saturday: 9:00 am - 5:00 pm. Over 400 Quilts, Silent auction, Raffle Quilts, Free Demos, Over 60 Vendors, Special Displays, etc. Contact: Jane Plummer, [Quiltfestpublicity@gmail.com](mailto:Quiltfestpublicity@gmail.com)

### **November 1st and 2nd 2019 Brooksville, FL Hernando Quilters' Guild Presents:**

#### **"Color Explosion" 2019 Quilt Show**

Hernando County Mining Association Enrichment Center (The Quarry)

800 John Gary Grubbs Blvd., Brooksville, FL 34601 (352-544-5900)

(Off Route 41 (1/2 mile north of SR 50/41 intersection))

Friday November 1, 2019 – 10:00am to 4:00pm

Saturday November 2, 2019 – 10:00am to 3:00pm

Admission: one day \$7.00 – Two days \$10.00 – FREE PARKING

Over 200 Quilts, Vendors, Boutique, Silent Quilt Auction, Opportunity Quilt Raffle

### **November 15-16, 2019 Mt. Dora, Florida "FANTastic" Quilt Show**

Our show is hosted at Lake Receptions, 4425 Highway 19A, Mount Dora, FL 32757.

Join us to view almost 200 unique quilts and items on display. Shop at our many trend setting vendors and enjoy our large boutique. We have demonstrations of new techniques and products throughout the day and fashion shows each day around noon. Bring your quilts to have them appraised and your scissors to have them sharpened.

Again we will have a silent auction of fine art, a mini-auction of hand-made creations, and a booth of quilts for sale.

In the atrium, there are tables and chairs to relax and have lunch. Lake Receptions will have salads, sandwiches, sweets and drinks for purchase.

Admission is \$10.00 each day; parking is free and buses are welcome.



Admission for groups of 25 or more is \$9.00. USA currency and checks are the only means of payment for entry.

Vendors accept credit and debit cards as well. Please direct email inquiries to this address:

[quiltshowchair@lakequiltguild.com](mailto:quiltshowchair@lakequiltguild.com).

### **January 24 – 25, 2020 Ladies Of The Lakes – Quilters of Lakeland Quilt Show.**

To be held at at First Presbyterian Church, 175 Lake Hollingsworth Dr., Lakeland, FL from 10am to 4pm each day





## 2019 Calendar of Classes



The following is the Regular Class Schedule from our VP's Programs – Sharon Allard/Bonnie DeFranco, that we have for September and October. You will sign up for these classes at the Program table up front. These classes have a \$2.00 fee.

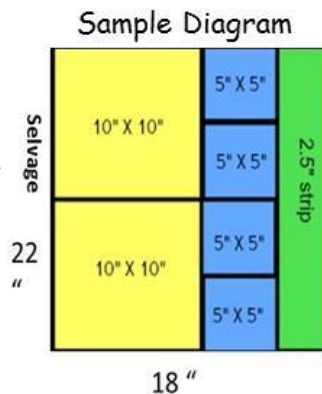
SEPTEMBER		
September 17th, 2019	Sew-In for Quilt Show Boutique Items (No Fee)	Sharon Didden
September 24th, 2019	Ribbon Embroidery	Bev Abenante
OCTOBER		
October 15th, 2019	Avitar – Part I	Penny Dyer
October 22nd, 2019	Avitar – Part II	Penny Dyer

***There will be no scheduled classes for November and December. Classes will resume in January and will appear in the November/December Newsletter.***

### Monthly Quilt Show Boutique Project

Louise Isabelle has asked that instead of waiting until September, 2019 to finish your fat quarter cutting, could you please work ahead and do 3 or 4 at a time. If we wait until September, 2019 to complete, we will not have enough time to make up the final packets for the Boutique. Trim your Fat Quarters carefully. Remove the selvedge. Then cut each Fat Quarter as described below.

- ☐ The first cut will be 10" – this will then be cut into two 10" squares
- ☐ Next cut a 5" strip. Then sub-cut into four 5" squares
- ☐ Finally, cut a 2 ½" strip



Pass your Charms, Layer Cakes and 2 ½" strips to either Louise Isabelle, or Terri Coley at the Guild Meeting. Put them in a plastic bag each month and put your name on the bag.

**Cut two Fat Quarters of each color (See Sample Diagram)**

Two 10" Squares

Four 5" Charms

One 2 ½" Strip

**See color schedule below:**

2019	
January	Batiks
February	Purple
March	Floral (Multi)
April	Reds
May	Coral
June	Grey
July	Orange
August	Green
September	Neutral (Beige, Cream, White)

# Guild Challenge - 2020

The 2019 Guild Challenge winners of “Best of Show” and “Viewer’s Choice”, Pam Russavage and Terri Coley have chosen “The Roaring 20’s” as the theme for the 2020 Challenge in honor of moving into the next decade of the 21st Century. The due date for this challenge will be February 27, 2020 Guild meeting. Below you will find more details and instructions regarding the challenge.


## 2020 Hernando Guild Challenge

### The Roaring 20’s

The 2019 Guild Challenge winners of “Best of Show” and “Viewer’s Choice”, Pam Russavage and Terry Coley, have chosen “The Roaring 20’s” as the theme for the 2020 Challenge in honor of moving into the next decade of the 21<sup>st</sup> Century.

The 1920’s were nicknamed “The Roaring 20’s” due to the exuberance, drama and boisterousness of the decade. You could incorporate these elements into your quilt with color, fabric and embellishments. Historically, the 1920’s are known for women’s suffrage, Hollywood’s golden era, popularization of the automobile, prohibition and speakeasies, jazz, the new woman (flappers), Frank Lloyd Wright, Art Deco, Modern Abstract art and the stock market crash, to name a few. You may want to base your quilt on one of these subjects. You may want to play off the theme title; using animal prints or 20 different fabrics, or even 20-20 vision. You can use a purchased quilt pattern, or design one of your own, create a mini quilt, wall hanging or pillow.

Let your imagination roar in celebration of a new decade.



- Categories: Entries will be judged in one category.
- Judging: We will again try to bring in an outside judge and will have “Best of Show”, 1<sup>st</sup> place, 2<sup>nd</sup> place, and 3<sup>rd</sup> place. Guild members will vote for the winner of “Viewer’s Choice”.
- Quilting: You must have hand or machine quilting on your entry.
- Size: No smaller than 16X16 and no larger than 45x60. If your entry is smaller or larger than the specifications, **your entry will not be judged.**
- Due Date: February 27, 2020 – Guild Meeting
- Rules: You are not allowed to use a project that has been made previous to this challenge. It must be made between March 28, 2019 and February 27, 2020. There will be a sign-up sheet when you turn in your entry and you must have your name on the back of the entry.





# THIS & THAT....



## How To Slice A Layer Cake

An original  
moda

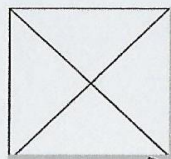
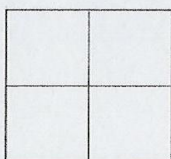
Layer  
Cake™



choose only the very best

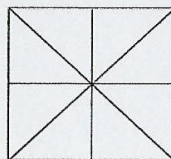
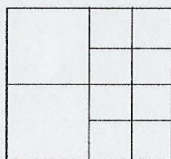
How to slice a layer cake.

Cut 5"x5"  
to yield  
4  
4½"x4½"  
finished  
squares



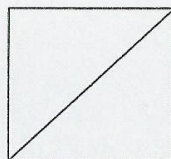

Cut twice  
diagonally  
to yield  
4  
8½" quarter  
square  
finished  
triangles  
trim ½"

Cut 5"x5"  
to yield  
2  
4½"x4½"  
finished  
squares  
and  
2½"x2½"  
for  
8  
2"x2"  
finished  
squares



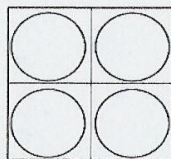

Cut 5"x5"  
and cut  
once  
diagonally  
to yield  
8  
4" finished  
half  
square  
triangles

Cut 3"x3"  
to yield  
9  
2½"x2½"  
finished  
squares



Cut once-  
diagonally  
to yield  
2  
9" finished  
half  
square  
triangles

Cut  
2"x10"  
to yield  
5  
1½"x9½"  
finished  
strips



4  
4"x4"  
finished  
circles

All layer cakes contain 40-10"x10" swatches.  
Note: Layer cake size may vary slightly due to depth of pinked edges.

moda

COPYRIGHT 2008. ALL RIGHTS RESERVED.  
Visit us at [modafabrics.com](http://modafabrics.com)

## Sewing Notions Allowed On A Plane

As of April 2018, the Travel Security Association (TSA) allows many sewing-related items in carry-on luggage. Ultimately, TSA agents have the final say in what can be carried onto a plane, so it is a good idea to travel with cheaper notions in case you have to part with them. Some airports have mail service, so you can also bring a padded envelope and stamps in your carry-on luggage in order to mail back any items that are not allowed through security (you will need to step out of line, so be sure to plan enough time for this).

### YES:

Scissors under 4"

Sewing needles

Nail clippers (can be used to cut threads)

Knitting needles

Crochet hooks

### NO:

Scissors over 4"

Rotary cutter

Circular thread cutter (and other items with blades)







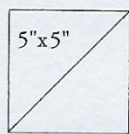
# THIS & THAT....Continued



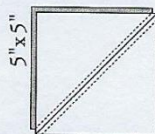
## moda MEASUREMENTS

### What can I do with a 5" square?

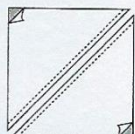
1



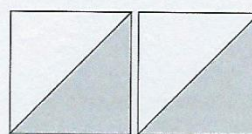
Draw a diagonal line on the wrong side.



Sew  $\frac{1}{4}$ " on each side of the line.




Cut apart on the diagonal line.




Press open to make 2 half square triangles.  
 $4\frac{1}{2}$ " x  $4\frac{1}{2}$ " with seams


2



Place 2–5" x 5" right side together



Stitch a scant  $\frac{1}{4}$ " seam on outside edges  
Cut in half



Press open to make 2 "pieced" charms  
 $4\frac{1}{2}$ " x 5" with seams

Cutting your own 5" squares:

$\frac{1}{4}$  yard = 8 squares


1 fat quarter = 12 squares

$\frac{1}{2}$  yard = 24 squares


$\frac{3}{4}$  yard = 40 squares

1 yard = 56 squares


3



Place 2 "pieced" charms right side together (nest seams)



Stitch a scant  $\frac{1}{4}$ " seam on outside edges  
Cut in half


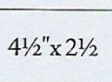


Press open to make 2–4 patch blocks  
 $4\frac{1}{2}$ " x  $4\frac{1}{2}$ " with seams

moda

#### Easy corner triangles


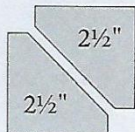
4




$2\frac{1}{2}$ " x  $4\frac{1}{2}$ " with seams.  
2" x 4" finished

#### Use a scrap saver ruler.

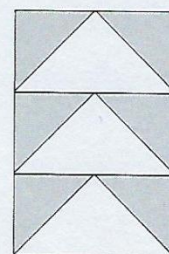
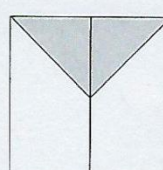
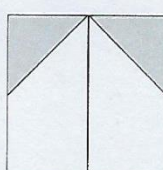
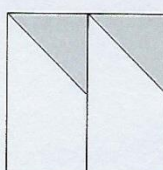
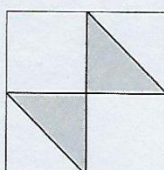

5



$2\frac{1}{2}$ " with seams  
2" finished



#### BLOCK IDEAS





# Other Events / Miscellaneous

## The Michigan Summer Visitors – “We’re Back”!

**Karen Pilon and Darla Matthews** flew in from Michigan the 2<sup>nd</sup> week in July to visit with Joyce Shively. I think she wore them out because they went all over that week and had a hard time keeping up with Joyce. Bless you Joyce for your spirit and positive energy! One outing in particular was a lunch at Longhorn Steakhouse on July 9<sup>th</sup> where 20 ladies gathered for lunch; some from Hernando Guild and some from FSS, to enjoy the company of fellow quilters and sewers! This is what QUILTING SISTERS do. We quilt, share ideas and of course “Do Lunch”, our President’s top priority and she is appropriately nicknamed “The Lunch Lady”!



*Quilting Sisters*

To finish out the week we had a small get-together on Friday, July 12<sup>th</sup> for Lunch (there’s Karen’s favorite word again) at Susie’s Restaurant on Mariner to visit with our dear quilting friend, Betty Johnson, whom we had not seen in quite some time, due to medical issues at home. It was so nice to catch up with her. We had a wonderful visit and hope to do it again soon! We love you Betty!



Anyone who works on a quilt, who devotes her time, energy, creativity, and passion to that art, learns to value the work of her hands. And as any quilter will tell you, a quilter's quilting friends are some of the dearest, most generous, and most supportive people she knows.

Jennifer Chiaverini

"In the crazy quilt of life, I'm glad you're in my block of friends."

—Author Unknown



# Show & Tell June and July



Barb Theriault is showing a wall hanging that she recently completed and will donate for the Silent Auction at the Quilt Show in November!



Sally Cosenza is showing a quilt she made entitled "Focus" Very Nice.



Bev Abenante displays a beautiful lap quilt from the mystery quilt pattern of March 2019.



Beth Kottman – what a beautiful "Bargello Quilt." A lot of work goes into that one. Great job Beth. She must have been a math major in school! LOL!



Here Kitty, Kitty! What a colorful collage quilt by Nancy Jenkins. Great Job!



Nancy completed this wonderful patchwork quilt from the book Primitive Gatherings!



Brigitte Kasm made this beautiful floral applique quilt "Spring Is In the Air" So much talent!



Anne Koetter made this very handy "Sew Together" bag. Nice Job.



Donna Anderson made this great bag to carry rulers and other goodies to class. Great item and good job.



Another wonderful bag by Donna Anderson called "Poppins Bag" Great job Donna.



# Show & Tell June/July - Continued



Raelee Russavage is showing her "Hunter's Star" Quilt. Very nice colors. Popular this year. Good job Raelee!



Karen Greenberg is showing this wonderful Jacket. Love the colors. Great job Karen. You match Raelee's Quilt!



Ava Rossler made these cute dog mats from some donated fabric she obtained at our yard sale in April. Nice job Ava!



Tekla Bell is showing her lace embroidered swans that she taught an embroidery class on in July. Really nice!



Denise Jolliffe is showing these two beautiful tissue boxes she made. Really wonderful. I think it's paint on fabric and then put on a wood base, or painted on wood!



Anne Koetter is showing her Bonnie Hunter 2018 Mystery Quilt. Great colors, nice job!



Shirley Kerstetter has done it again with this intricate, wonderful Happy Acres Quilt with Sunbonnet Sue and Sam on the Farm! Look at the cute label on the back. I'll bet that's going into our quilt show!



Bev Abenante is showing her beautiful Illusion King Size Quilt. Wow! Great Job.



# Advertising



**BERNINA**  
**SEWING CENTER**

**Authorized BERNINA Dealer**

**In-Store Factory Trained Technician  
Service and Repairs on most Makes and Models**  
Classes - Notions - Threads - Books  
Fabrics and much more...

www.berninapaff.com      Email: berninatpa@aol.com

Hours: Mon - Thurs 10-6  
Fri 10-5  
Sat 9-4

**5405 E Fowler Ave  
Temple Terrace FL 33617  
813-969-2458**




**Pat Wilkinson**  
pipsqeak@verizon.net  
www.quilttilyouwilt.net  
727-862-6141

9609 Fulton Ave  
Hudson FL 34667

Tues-Fri 10am-5pm  
Sat. 10am-3pm  
Fri 7pm-9pm

*Custom Machine Quilting  
Professional Embroidery*




**Lisa LaPointe**  
V. P.

**Lynn Haberl**  
President

Inspire! Quilting & Sewing, Inc.  
101 N Collins  
Plant City, FL 33563  
813 704 4867

**brother**  
at your side  
Anita Goodesign™  
EMBROIDERY DESIGNS • EVENTS • EDUCATION

www.inspirequilting.com  
www.facebook.com/inspirequilting



14215 7th St.  
Dade City, FL 33523  
Mon - Sat 10-5  
Thurs 10-8

Fabric • Books • Patterns  
Notions • Classes • Gift Items

Owner: Donna Lillibridge      Ph: 352-518-0003  
Manager: Carol Bradshaw      Fax: 352-518-0022  
Website: quiltsoplumlane.net      Email: plumlanedl@cs.com

**A & A WHITE SEWING CENTER**  
AUTHORIZED BABY LOCK DEALER - MACHINE SALES AND SERVICE

**Sherrie & Mike Mauzy**  
3307 US Hwy 19  
Holiday, FL 34691  
727-232-6718



www.aawhitesewingcenter.com  
whitesewingcenter@gmail.com      f facebook.com/sewhappy2016/

QUILTING • FABRIC • EMBROIDERY • CLASSES • AND MORE



16541 Pointe Village Dr. • Suite 108 • Lutz, FL 33558  
813-749-0888 • www.scrapandsew.com  
email: lori@scrapandsew.com

Mon-Fri 10am-6pm • Sat 10am-5pm

Quality Quilt Shop Fabrics • Notions and Patterns  
Classes / Private Lessons  
Embroidery Software • Software Training  
Online Fabric Store


Exclusive PFAFF and Husqvarna Viking Dealer  
for Sewing Machine Sales & Service

**FLORIAN** **PFAFF** **HORN**  
Perfection starts here.™  
Husqvarna VIKING

**Brigitte's Quilting**  
Quilting is my passion

**Brigitte Kasm**  
Quilter


14944 Lancer Road  
H 1-727-379-0274/ C 1-727-207-2485  
bk.paws@hotmail.com



**Donald Bunn's Machine Quilting**

**Donald Bunn**  
Owner/Operator

963 E. Wacker St.  
Hernando, FL 34442  
(352) 533-3027  
Dbunn4@Tampabay.rr.com





# Advertising



**Rainbow's End**  
QUILT SHOPPE

941 Broadway Street  
Dunedin, Florida 34698  
Phone: (727) 733-8572  
Fax: (727) 736-0235

Tuesday	10 am – 5 pm
Wednesday	10 am – 8 pm
Thursday/Friday/Saturday	10 am – 5 pm
Sunday/Monday	Closed

[www.rainbowsendquiltshoppe.com](http://www.rainbowsendquiltshoppe.com)

## A-WHITE SEW & VAC

- Sewing Machines
  - Vacuum Cleaners
- REPAIRS ON ALL MODELS

Airport Plaza • 979 N. Suncoast Blvd. • Crystal River, FL 34429 • 352-563-5338  
Paddock Park Village • 3101 S.W. 34th Ave. #802 • Ocala, FL 34474 • 352-854-0022  
La Plaza Grande South • 980 Bichara Blvd. • The Villages, FL 32159 • 352-753-0219  
[ocalasewing.com](http://ocalasewing.com)

## SEW & SAVE


### SALES & SERVICE

JUKI & NECCHI DEALER

**TOWN SQUARE MALL**  
3021 US 19 UNIT 270  
SPRING HILL, FL. 34606

352-684-5445  
**WWW.SEWSAVE.NET**

**RANDY KASBERG**  
**SEWSAVE@ATT.NET**




**FABRIC Warehouse**  
Husqvarna VIKING

SEWING MACHINE REPAIR AND SERVICE

Becky Garland - Owner  
Allyson O. - Manager

### EPIC TEAM

Marge, Brandon, Marie G.,  
Marie L., Jasmin, Colleen

Website:

[www.fabric-warehouse.net](http://www.fabric-warehouse.net)

Facebook:

Fabric Warehouse

Email

[fwarehouse@tampabay.rr.com](mailto:fwarehouse@tampabay.rr.com)

Husqvarna VIKING

**FABRIC WAREHOUSE**  
Husqvarna Viking Authorized Dealer

3030 North Florida Ave  
Lakeland, FL 33805  
Corner of Griffin & North Florida Ave

Phone (863) 680-1325

Monday - Saturday 10 am - 5:30 pm  
Over 4,000 bolts of fabric  
"A Truly Unique Shopping Experience!"



**Happy Apple Quilts**  
FLORIDA  
QUILTING CENTER

M - F 10 - 5  
Tue 10 - 7  
Sat 10 - 3

Full Service Quilt Shop and  
Longarm Quilting Training Facility  
Fabric, Thread, Notions and Classes!



Sales, Service, Classes, Machine Rental

13013 W Linebaugh Av, Tampa

[www.HappyAppleQuilts.com](http://www.HappyAppleQuilts.com) 813-925-9037  
[www.FloridaQuiltingCenter.com](http://www.FloridaQuiltingCenter.com) 813-855-2857



LaRose Quilting Creations  
Custom Longarm Quilting

Louise Isabelle

723 Challice Drive  
Spring Hill, FL. 34609

352-428-8588  
[Nhlouise@brighthouse.com](mailto:Nhlouise@brighthouse.com)



**Bear's Paw Quilting, LLC**

**Edge to Edge & Custom Longarm  
Machine Quilting**

Laurie Pearce  
Owner & Longarm Machine Quilter

11332 Fulmar Rd.  
Brooksville, FL 34614

Phone: 352-583-4705

Email: [bearspawquilting@gmail.com](mailto:bearspawquilting@gmail.com)