



# Hernando Quilters' Guild Newsletter



September/October 2017

Website: [www.hernandoquiltersguild.com](http://www.hernandoquiltersguild.com)

## President's Message



Greetings My Quilting Friends,

Well, I'm back from a delightful 3 week trip to the Northeast, enjoying the cooler weather and the rolling hills and mountains of the Carolina's, Virginia and Pennsylvania along the way. I'm now rejuvenated and ready to get back into the full swing of things again, after a much needed break! I managed to visit a few favorite quilt shops in the Western NY Region and of course, came back with more beautiful fabric to inspire me further in my quilting journey through life!

Fall is quickly approaching now and vacations will soon be over. Snowbirds will be back before we know it.

We will again begin our busier season with various Quilt Shows to attend, our usual Pot Luck at the October meeting to welcome back the majority of our snowbirds, and plans are in progress for our annual Retreat for March 5<sup>th</sup> – 8<sup>th</sup>, 2018..

Work on the Opportunity Quilt (Roses Of Havana) will soon begin as well. A Paper-Pieced Pattern has been decided upon by the committee and patterns will be handed out soon to anyone who wishes to volunteer to do a block. There will be some times set aside at the Enrichment Center in the fall to work on the blocks and get help from more experienced paper piecers.

The annual Retreat Sign-up forms have been e-mailed out for your advance planning. As you know, our Annual Retreat for 2018 dates have been set for March 5<sup>th</sup> through 8<sup>th</sup> 2018. The Retreat Co-chairs this year are myself and Bev Abenante, along with the help of several volunteers. It is a joint effort. First payments will not be due until October, but get your sheets done and please don't forget to put who you would like to be rooming with. This will make it easier when Ava and Denise start assigning rooms. Just as a reminder, we only have room for 40 quilters, so get your bid in early.

So, until next time my quilting friends... Remember: **"The goal in life is not to live forever, but to create something that will."**

Fondly – Your President,  
Barb Theriault

### Officers/Committee Chairs

2017/2018

President	Barb Theriault
1 <sup>st</sup> Vice Pres.	Nancy Jenkins
2 <sup>nd</sup> Vice Pres. (Programs)	Sally Marra, Millie Singleton
Secretary	Beverly Abenante
Treasurer	Sharon Didden
Quilt Shop Advertising	Beverly Brown
Quilt Trips	Tekla Bell
Block/Month	Marilyn Ryder
Veteran's Quilts	Brigitte Kasm
Yard Sale Table	Donna Bleier
2018 Retreat	Barb Theriault/Bev Abenante
Birthdays	Bonnie DeFranco
Fat Quarter Drawing	Judy Thew/Tekla Bell
Fat Qtr Sales	Sharon Allard/Kathleen East
50/50/Food Bank	Esther Feil
Mystery Prize	Lucy VanLiew
Membership	Alma Martin
Newsletter/Advertising	Barb Theriault
Communications/Web Liaison	Barb Theriault
Sunshine	Shirley Kerstetter
Webmaster	Dave Curtis

### 2017 Fat Quarter Schedule

January	Red/White/Pink or Hearts
February	Greens or Shamrocks
March	Reproduction or Look-alikes (i.e. Civil War, 1800's, 1930's, or Shirtings)
April	Spring Colors (Tone on Tone, Reading Solid)
May	Batiks Only
June	Red/White/Blue
July	Black, Grey or White
August	Beige/Tan/Neutral
September	Stripes or Plaids
October	Fall Colors
November	Christmas Theme
December	No Exchange

## Happy Birthday

**SEPTEMBER**

Debbie Springer 2  
 Tekla Bell 6  
 Sandra Santos 15  
 Beverly Brown 16  
 Carol Thibert 21  
 Esther Feil 22  
 Sharon Groesbeck 25  
 Sally Marra 26  
 Joanne Gerow 26

**OCTOBER**

Darla Matthews 1  
 Pat Miller 3  
 Roberta Sherman 8  
 Susan Britton 14  
 Mary Ellen Vanzler 14  
 Milrae Hareng 17  
 Shirley Kerstetter 19  
 Tina Berkhoel 20  
 Dolores Rehn 20  
 Emily Hamilton 24



\* See Marilyn Ryder to sign up

**Raffle Block of the Month Schedule 2017/2018**

Preview	Distribute Kits	Raffle	Presented By	Pattern
June	July	Aug	Shirley Kerstetter	Rabbit Paw
July	Aug	Sept	Marilyn Ryder	Autograph
Aug	Sept	Oct	Ruthanne McGookey	Flower Pot
Sept	Oct	Nov	National Contest Paducah	New York Beauty

Meeting Type	Day	Date	Place	Time
Board Meeting	Wed	8/23/17	Enrichment Center	9:30
Guild Meeting	Thurs	8/24/17	Jerome Brown Comm. Ctr.	9:30
Board Meeting	Wed	9/27/17	Enrichment Center	9:30
Guild Meeting	Thurs	9/28/17	Jerome Brown Comm. Ctr.	9:30
Board Meeting	Wed	10/25/17	Enrichment Center	9:30
Guild Meeting	Thurs	10/26/17	Jerome Brown Comm. Ctr.	9:30
Board Meeting	Wed	11/15/17	Enrichment Center	9:30
Guild Meeting	3 <sup>rd</sup> Thurs	11/16/17	Jerome Brown Comm. Ctr.	9:30
Christmas Luncheon (no regular meeting)	Thurs	12/7/17	Silverthorn Country Club	11:30

**FIELD TRIPS**

The Guild has planned the following trips for September, October and November, 2017:

**Friday, September 22, 2017**

Trip to Tomorrow's Treasures, in Ocala. Meet at Publix 41 and 50 at 9:30. Lunch will be in Ocala - TBD.

**Friday, October 20, 2017**

Trip to Quilts on Plum Lane, 14215 7<sup>th</sup> St., Dade City. Meet at Publix 41 and 50 at 9:30. Lunch will be in Dade City TBD.

**Friday, November 10<sup>th</sup>, 2017**

Trip to GiGi's Fabric Shop, 706 W. Lumsden Rd., Brandon, FL. Meet at Publix 41 and 50 at 9:30.

If you have any questions, call Tekla Bell (727) 863-8504 or Cell: (315) 254-1676

• Long Arm Quilting Service • Machine Embroidery Supplies

**Nana's  
 Quilt Shop**

• Fabrics • Notions

• Classes • Kits

Owners  
 Coleen Poole  
 Mary Russell

Monday - Friday 10-5  
 Saturday 10-4  
[nanasquiltshop.com](http://nanasquiltshop.com)

18851 Cortez Blvd.  
 Brooksville, FL 34601  
 352-796-0011

**NEWSLETTER:** Call or send any information, suggestions, correspondence, tips, or sayings dealing with quilting to **Barbara Theriault, 8181 Weatherford Ave., Brooksville, FL 34613**; e-mail: [btheriault1@tampabay.rr.com](mailto:btheriault1@tampabay.rr.com); or call 352-597-8816 or Cell: 678-793-5335. Next deadline is **October 5, 2017**.

Let **Shirley Kerstetter**, our **SUNSHINE LADY**, 352-686-9057, know about the needs or illnesses of our members.

## GUILD NEWS AND NOTES



- ❖ **2017 CHRISTMAS LUNCHEON** – Nancy Jenkins has planned the Christmas Luncheon for 2017 to be held at Silverthorn Country Club on December 7, 2017. The cost will remain at \$25.00, the same as last year. Menu choices will be Beef or Turkey and a Vegetarian dish. We found the service to be excellent and the food very good at our 2016 luncheon, so we decided to do it again for 2017. ***We will have a Chinese Auction this year and Nancy is asking for the members to start bringing in items for the Auction.***
  
- ❖ **2018 GUILD CHALLENGE - “MY FAVORITE (Blank)”** – As the winner of Best of Show for the 2017 Guild Challenge, Linda Woytisek, with the help of Shirley Kerstetter and Ellen Green, has chosen the subject for the February, 2018 Challenge. The subject is **“MY FAVORITE (Blank)”** The idea is to make a quilt representing ONE of your favorite things. It could be Pet, Broadway Musical/Play, Movie, Vacation, Flower, Dessert, Hobby, Song, Sport, just to name a few. The possibilities are endless, so choose what you like the best. You can use any color scheme, fabric, and embellishments if you wish. Get your creative juices flowing. We would like to have a large participation. If you have any questions, call Linda Woytisek (352) 666-1770 or e-mail her at [35april76@gmail.com](mailto:35april76@gmail.com).
  
- ❖ **2018 LAKEWOOD RETREAT – MARCH 5 – 8, 2018**– Our annual Quilt Retreat for 2018 will again be at Lakewood Retreat Center, 25458 Dan Brown Hill Rd., Brooksville, FL, March 5<sup>th</sup> to 8<sup>th</sup>. Remember the retreat covers a room with two single beds and one double bed, with a private bathroom. We will be using two buildings. Meals will be served Buffet style and we will have two sewing rooms, one very large room and one smaller room. The estimated cost per quilter this year will be \$160.00 due to a raise in rates and an additional tourist tax we had not been paying in the past due to their error. We will again have the option of paying the entire fee, or a breakdown of 3 payments with the first due by October meeting, 2<sup>nd</sup> payment in November and final in January. Sign-up forms were e-mailed out in Mid-July and hard copies available at the August meeting. As in the past, we only have room for 40 quilters, so keep that in mind when you receive your form and sign up as soon as possible so you don't miss out. Your forms should be mailed to Ava Rossler. She and Denise Jolliffe are going to handle receiving the sign-up forms and collecting the money. Your first payment is due by the October meeting. Your Co-Chairs this year will be Barb Theriault and Bev Abenante. Several people have signed up for various duties for the retreat which should make things run smoothly. Ruthanne McGookey will be doing her “Block Of The Day” again this year and we will be lining up at least one other person to teach something at the Retreat. More info on that to follow. Also due by the February, 2018 meeting at the latest, we will need your sealed envelope with your contact/medical info to hold during the retreat in case something should go wrong.

### ❖ **2018 OPPORTUNITY QUILT**

A raffle quilt pattern has been selected and the process will begin with packets being handed out at the August or September meeting for each member volunteer to sign-up and make a block. The original paper-pieced pattern block size was increased from 9 ½ to 12 ½ to make the quilt big enough for queen size. These calculations have been worked out by Bev Abenante and she has printed up 40 paper-pieced patterns which will be distributed along with background fabric. Each volunteer will purchase the **color batiks** needed for the block they choose. Tekla Bell, Linda Woytisek and Kathy Chapman have volunteered to purchase and donate the cream colored **Batik** background fabric for the blocks and borders. Bonnie DeFranco is donating a new king sized batting for the quilt. Louise Isabelle, an excellent long arm quilter, has volunteered to do the quilting. We will decide on the backing fabric later. *(See the picture on the right of the quilt pattern.)*



There will be some sew-ins (Sept 12<sup>th</sup> and Sept 26<sup>th</sup>) at the Enrichment Center to work on the opportunity quilt. A guild member who is more familiar with paper-piecing will be available for questions and help. Our goal is to complete this quilt by mid-winter 2018 and begin selling tickets at various places by volunteers at different shops/venues. We would like to raffle the quilt off at **the November, 2018** guild meeting in order to have some substantial income to offset costs of planning a 2019 November Quilt Show which is in the discussion stages. Ideally, we would love to make another quilt before 2019 to raffle off at the Quilt Show as well. More info on that in September.





## Calendar of Classes/Meetings



**Please Note:** Larger classes may need to be held at the Quarry. We will determine after checking the sign-up sheet if the number of students is too large for the Enrichment Center, we will notify you that the class location will be changed to the Quarry.

**August 22nd, 2017 – Tuesday 10:00am – 3:00pm - “Kindred Pinwheel” by Ava Rossler.** Need Jelly Roll, Layer Cake and Charm Pack. Location to be determined.

**August 24th, 2017 – Thursday 9:30am – General Guild Meeting** Jerome Brown Community Center, 99 Jerome Brown Place, Brooksville, FL. Off Cortez Blvd which becomes West Jefferson.

**September 12th, 2017 – Tuesday 10:00am – 3:00pm – Sew-cial.** Bayfront Enrichment Center. May be used to work on the opportunity Quilt.

**September 19th, 2017 – Tuesday 10:00am – 3:00pm - “Plus Sign Quilt (Scraps) w/Ava Rossler** Location to be determined. Need 4 ½” cut up squares from your scraps.

**September 26th, 2017 – Tuesday 10:00am – 3:00pm – Sew-cial** Bayfront Enrichment Center. May be used to work on the opportunity quilt.

**September 28th, 2017 – Thursday 9:30am – General Guild Meeting** Jerome Brown Community Center, 99 Jerome Brown Place, Brooksville, FL. Off Cortez Blvd which becomes West Jefferson.

**October 10th, 2017 – Tuesday 10:00am – 3:00pm – Fabric Ornaments – w/Tekla Bell.** Bayfront Enrichment Center.

**October 17th, 2017 – Tuesday 10:00am – 3:00pm – Embroidery Machine Know How – w/Tekla Bell.** Bayfront Enrichment Center.


**October 24th, 2017 – Tuesday 10:00am – 3:00pm – Sew-cial.** Bayfront Enrichment Center. May be used to work on Opportunity Quilt.

**October 26th, 2017 – Thursday 9:30am – General Guild Meeting** Jerome Brown Community Center, 99 Jerome Brown Place, Brooksville, FL. Off Cortez Blvd which becomes West Jefferson.

**November 14th, 2017 – Tuesday 10:00am – 3:00pm – Paper Piecing – w/Ruthanne McGookey.** Bayfront Enrichment Center.

**November 16th, 2017 – Thursday 9:30am – General Guild Meeting** Jerome Brown Community Center, 99 Jerome Brown Place, Brooksville, FL. Off Cortez Blvd which becomes West Jefferson.

**November 28th, 2017 – Tuesday 10:00am – 3:00pm – Folded X-mas Trees – w/Ruthanne McGookey.** Bayfront Enrichment Center.




14215 7th St.  
Dade City, FL 33523  
Mon - Sat 10-5  
Thurs 10-8

Fabric • Books • Patterns  
Notions • Classes • Gift Items

Owner: Donna Lillibridge  
Manager: Carol Bradshaw  
Website: [quiltsonplumlane.net](http://quiltsonplumlane.net)

Ph: 352-518-0003  
Fax: 352-518-0022  
Email: [plumlanedl@cs.com](mailto:plumlanedl@cs.com)



*Brigitte's Quilting*  
Quilting is my passion

*Brigitte Kasm*  
Quilter

14944 Lancer Road

H 1-727-379-0274 / C 1 -727-207-2485  
[bkquiltpaws@hotmail.com](mailto:bkquiltpaws@hotmail.com)  
[ETSY.com/BrigittesQuilting](http://ETSY.com/BrigittesQuilting)




# QUILT SHOWS/RETREATS



## September 21 – 23, 2017 Quilt Fest Jacksonville – “Once Upon a Quilt”

Prime F. Osborn III Convention Center, 1000 Water Street, Jacksonville, Florida  
 Thursday, Friday and Saturday 9:00 am - 5:00 pm For more info [www.quiltfestjax.com](http://www.quiltfestjax.com)  
 The Convention Center is located one-third mile west of downtown Jacksonville, adjacent to I-95 and just north of the intersection of I-95 and I-10. It is served by JTA (City) bus and Automated Skyway Express (ASE) routes. Parking in the Convention Center Main Parking Lot is free.



## January 18<sup>th</sup> – 20<sup>th</sup>, 2018 Orlando, FL – Mancuso World Quilt Show

More info to follow.

## January 19<sup>th</sup> – 20<sup>th</sup>, 2018 - Market Place 2018 – Presented by Quilt Guild Of The Villages

Location: Rohan Recreation Center, 850 Kristine Way, Wildwood, FL 34785. Friday 9-5 and Saturday 9-4. Spacious facility with more than 30 vendors specializing in all things related to sewing, quilting, stitching and more! Scissors Sharpening, Demos and Several Prizes!

## February 28<sup>th</sup> – March 3<sup>rd</sup>, 2018 Daytona AQS Show

More info to follow.

## March 2 – 3, 2018 Ocala, FL - Belleview Busy Bees 25th Anniversary Quilt Show

Silver Springs Shores Presbyterian Church, 674 Silver Road, Ocala, Florida  
 More info to follow



## *2018 Hernando Guild Challenge – “My Favorite (Blank)”*

As the winner of Best of Show for the 2017 Guild Challenge, Linda Woytisek, with the help of Shirley Kerstetter and Ellen Green, has chosen the subject for the February, 2018 Challenge. The subject is **“MY FAVORITE (Blank)”**. The idea is to make a quilt representing ONE of your favorite things. It could be Pet, Broadway Musical/Play, Movie, Vacation, Flower, Dessert, Hobby, Song, sport, just to name a few. The possibilities are endless, so choose what you like the best. You can use any color scheme, fabric, and embellishments if you wish. Get your creative juices flowing. We would like to have a large participation. If you have any questions, see or call Linda Woytisek (352) 666-1770 or e-mail her at [35april76@gmail.com](mailto:35april76@gmail.com) (Some Reminders Below to get your ideas flowing)



**Categories:** All – The quilts will not be judged by category this year, but all in one category.


**Judging:** 1<sup>st</sup> place, 2<sup>nd</sup> place, 3<sup>rd</sup> place and “Best of Show.” We will try to bring in an outside judge this year and Guild members will just choose Viewer’s Choice for a separate award. (More info on this in the fall)

**Quilting:** You must have hand or machine quilting on your quilt.

**Size:** No smaller than 16x16” and no larger than 45x60”. If you are smaller, or larger than the specifications, your quilt will not be judged.

**Due Date:** February 22, 2018 – Guild Meeting

**Rules:** You are not allowed to use a quilt that has been made previous to this challenge. It must be made between February 23<sup>rd</sup>, 2017 and February 22<sup>nd</sup>, 2018. There will be a sign-up sheet when you turn in your quilt. ALSO, you must have your name on the back of your quilt.



**Bear's Paw Quilting, LLC**  
 Custom & Edge to Edge Longarm  
 Machine Quilting

Laurie Pearce  
 Longarm Machine Quilter

1292 Myers Road  
 Brooksville, FL 34602

Phone: 352-583-4705

Email: [bearspawquilting@hughes.net](mailto:bearspawquilting@hughes.net)

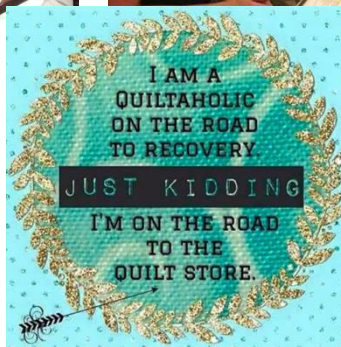




# Classes/Trips/Show & Tell

## Trip To St. Petersburg – July 21, 2017

On July 21<sup>st</sup> we took a trip to two shops in St. Petersburg; Flip Flop Quilt Shop on Central Avenue, and Jay's Fabric Center on Pasadena Ave with a stop in between at Leverock's Restaurant on Pasadena for a delightful lunch. The Lobster Bisque was great! We had about 20 women on the trip and really enjoyed our shopping and dining experience. We took advantage of some great sales at both shops and of course, came away with more than we probably needed, but a quilter can never have enough fabric.



## Trip To Sarasota – August 18, 2017

On August 18<sup>th</sup> the ladies took a trip to Alma Sue's Quilt Shop in Sarasota. They had lunch at the Der Dutchman and sampled Amish style cooking. Before going home they made a quick stop at Cotton Patch Quilt Shop in Sarasota also. By the smiles on everyone's faces the shopping and lunch made for a very nice day!





# Classes / Show and Tell

**June 13<sup>th</sup> - Missouri Star Layer Cake Pattern –  
Disappearing Nine Patch Star Quilt Class  
Taught By Bonnie DeFranco**



Shirley Kerstetter did an amazing job on this beautiful floral quilt she made for her daughter.

**Some Show & Tell from June and July, 2017**




To put you in the mood for fall, This wall hanging was made by Charlene Brodeur and a picture sent to me from New Hampshire! Beautiful Charlene!



Sandra Davis is showing this adorable birdhouse wall hanging. Love it!



Alma Martin displays her green lattice quilt. Nice job Alma!



Gene Chambers is showing her strip quilt. Nice colors. Gene will be donating extra strip blocks and will be raffled off at the September or October meeting when snowbirds return.



Brigitte Kasm has been busy making these adorable children's quilts. An endless supply from Grandma I bet!



Nancy Jenkins finally finished her mystery quilt. A really nice job and colors.





# This & That/Tips



## Reasons To Join A Quilt Guild (Excerpts taken from "Quilt Woman Blog")

- ❖ Gain friendships from like-minded quilters.
- ❖ Get opportunities to participate in swaps. Do you wish you could join in on the fun going on in fabric, supplies and project swaps? Quilting guilds have them all the time. Get rid of your unwanted supplies or that fabric you never used by signing up for a swap. Want to create something such as a unique block using the latest quilting technique you learned and swap it out with others who did the same? Swaps are fun and inspiring.
- ❖ Gather inspiration. What better way to stay on top of the latest trends in quilting than participating in a quilting guild. By being exposed to what your fellow guild members are doing, you will have a constant flow of inspiration.
- ❖ Gain education. Quilting Guilds typically have frequent sessions that include a speaker who will talk about a certain technique or design. This may be followed by a hands-on workshop that will allow you to try your hand at that technique. Joining a guild will offer you the opportunity to try out new techniques that will keep your skills growing and improving.
- ❖ Opportunities to participate in contests and challenges. A contest or challenge that puts your creativity to use is often a great way to give yourself a creative jump-start. Challenges often center around a central theme. For example, you might be challenged to create a paper-pieced block using blenders and one novelty print. Or you might be challenged to create a quilted pillow cover. This is one of the cool things about being a part of a Quilting Guild.
- ❖ Special deals for Guild members. Quilting Guild members often receive special offers from savvy quilting supply companies. Additionally, Guild members often receive discounts to the best shows and events.
- ❖ Get feedback and advice. Imagine that you are creating your first baby quilt and need to make decisions regarding the prints and colors you should choose. Chances are one of your Guild members has created dozens of baby quilts and knows exactly what designs Moms go crazy over. By joining a Quilt Guild, you will have access to the best feedback and advice you can get.



## Reasons To Join A Quilt Guild (Continued)

- ❖ Access to quilting retreats. Quilting Guild members often have special access to quilting retreats. By attending a retreat together, members get better rates on lodging, food and materials included in retreat fees
- ❖ Show off your latest quilted project. Finally, rounding out our ten reasons to join a Quilting Guild list is the opportunity to show off your work to fellow quilters. We work hard on our projects, we want to share our work with others. Joining a Quilting Guild gives us the opportunity to do so!

## Preserving the Points – A Tip From Pat Sloan

After taking the time to sew crisp and consistent triangles, it would be a shame to lose your points in the seams of your blocks. By following a few helpful hints, you can easily maintain sharp points when sewing the units together.

1. **Begin with units that have been sewn** and trimmed to the correct dimensions. If one or more of the units is not the correct size from the start, the problem will only multiply when you sew them together. Using a clear gridded ruler (not the grid on the cutting mat), measure each unit to be sure it's the correct size.
2. **Place the two units to be joined** right sides together. Whenever possible, arrange the units with the intersection facing up so you can see it as you stitch. After lining up the units, place a pin directly before and after the intersection rather than directly at the intersection. This secures the layers and makes it easy to remove the pins without disturbing the precise alignment point.
3. **Begin stitching the units**, but note that an exact 1/4" seam-allowance width will actually guide the needle directly into the triangle point. To keep a sharp triangle point, it's important to account for the bulk of the fabric fold along the seamline, also known as "turn of cloth."



If the seam allowance is too wide, the point will be chopped off when you press open the units. Save the point by sewing slightly outside of the intersection, just a thread or two into the 1/4" seam allowance.



# Show & Tell / This & That / Tips (continued)



Linda Woytisek is showing this beautiful wall hanging she made. The Butterfly is made up of small beads. Enlarged picture of Butterfly on the right. Very talented.



Sally Cosenza displayed this wonderful T-Shirt Quilt. Nice job Sally!



Sandra Davis is showing her wool fabric applique wall hanging. Great Sandy!



Merry Christmas to all a little early says Emily Hamilton with her Christmas Tree Wall hanging. Nice job!



## Recipe Corner

### Pineapple Upside Down Bundt Cake

#### INGREDIENTS

½ cup butter (1 stick), melted  
 ½ Cup packed Brown Sugar  
 1 Can Pineapple Rings in 100% juice (reserve the juice)  
 1 jar maraschino cherries  
 1 Box yellow or pineapple cake mix  
 1 4-serving box instant vanilla pudding  
 3 Eggs  
 Vegetable oil  
 Milk



#### INSTRUCTIONS

Preheat Oven to 350 degrees  
 Prepare the Bundt pan by generously applying pan release (recipe below) or non-stick spray. Melt the butter and evenly pour into the bottom of the pan. Sprinkle with the brown sugar. Cut the pineapple rings in half and alternate with the maraschino cherries around the Bundt pan as show in the picture. Set aside.  
 In a stand mixer or large bowl, stir the cake mix and pudding mix together. Drain the pineapple juice into a measuring cup and add enough milk to make 1 Cup of liquid. Add this with the eggs and the amount of oil called for in the recipe to the cake mixture; following the instructions on the box. Carefully pour the batter over the fruit and bake as instructed for a Bundt cake. The cake is done when an inserted knife comes out clean.  
 Cool for 10 minutes in the pan. Slide a knife around the edges including the inner ring. Invert the cake onto a serving plate. Slice between the pineapple rings and serve warm, or room temperature.

#### Best Ever Pan Release: from I Am Baker

Mix equal parts of vegetable shortening, vegetable oil, and all-purpose flour until smooth. Using a pastry brush or paper towel, apply to the pans paying special attention to corners, nooks, and crannies.

### A Few Quilt Tips from Quilt Designer - Kim Diehl

- ❖ When you begin a new project, take a moment to wind three or four bobbins. You'll save time later!
- ❖ To easily organize patchwork sets or appliqué pieces, especially for travel or classes, try layering them between paper plates. Special notes or instructions can be written directly on each plate, and the plates can be stacked together to keep your work neat, compact, and easily portable.
- ❖ If you wish to applique a particular pattern, but the shape appears too difficult, modify the pattern by fattening thin points and plumping narrow inner curves. No one will know it but you!
- ❖ Consider using quilting thread when had sewing your binding to the back of your quilt. The fibers are made to be pulled through the layers multiple times, so there will be less fraying and tangling of the thread, and your stitches will be sturdier.



# Advertising



**BERNINA**  
**SEWING CENTER**

**Authorized BERNINA Dealer**

**In-Store Factory Trained Technician Service and Repairs on most Makes and Models**  
Classes - Notions - Threads - Books  
Fabrics and much more...

www.berninapaff.com      Email: berninatpa@aol.com

Hours: Mon - Thurs 10-6  
Fri 10-5  
Sat 9-4

5405 E Fowler Ave  
Temple Terrace FL 33617  
813-969-2458




**Pat Wilkinson**  
pipspeak@gte.net  
www.quilttilyouwilt.net  
727-862-6141

9609 Fulton Ave  
Hudson, FL 34667

**Custom Machine Quilting**  
**Professional Embroidery**

Tues-Fri 10am-5pm  
Sat 10am-3pm  
Tues, Thur and Fri  
7pm-9pm



14215 7th St.  
Dade City, FL 33523  
Mon - Sat 10-5  
Thurs 10-8

Fabric • Books • Patterns  
Notions • Classes • Gift Items

Owner: Donna Lillibridge      Ph: 352-518-0003  
Manager: Carol Bradshaw      Fax: 352-518-0022  
Website: quiltsoplumlane.net      Email: plumlanedl@cs.com

**Singer • Janome • Brother Sewing Center**



- Free Estimates
- We Service All Makes & Models
- Home Service Available
- FREE Lessons

**PLAZA OF THE OAKS**  
8866 S.R. 52 & LITTLE RD.  
HUDSON  
sjbsewing.com  
**727-868-3655**

CHARLES GIACCHINO  
CATHERINE GIACCHINO

Open Mon - Fri 10 - 5  
Sat. 10 - 3

**Inspire! Quilting Sewing**

Lisa LaPointe V.P.      Lynn Haberl President

Inspire! Quilting & Sewing, Inc.  
101 N Collins  
Plant City, FL 33563  
813 704 4867

www.inspirequilting.com  
www.facebook/inspirequilting



brother  
at your side



Anita Goodesign™  
EMBROIDERY DESIGN • EVENTS • EDUCATION



Store (813) 749-0888  
Tess Pokorny (813) 846-6430  
Terry Pokorny (813) 789-4327

*A Fabric Crafting Store*

16541 Pointe Village Dr.      tess@scrapandsew.com  
Lutz, FL 33558      www.scrapandsew.com

**A & A WHITE SEWING CENTER**  
AUTHORIZED BABY LOCK DEALER - MACHINE SALES AND SERVICE

**Sherrie & Mike Mauzy**  
3307 US Hwy 19  
Holiday, FL 34691  
727-232-6718




www.aawhitesewingcenter.com  
whitesewingcenter@gmail.com      facebook.com/sewhappy2016/

QUILTING • FABRIC • EMBROIDERY • CLASSES • AND MORE

**Donald Bunn's Machine Quilting**

**Donald Bunn**  
Owner/Operator

963 E. Wacker St.  
Hernando, FL 34442  
(352) 533-3027  
Dbunn4@Tampabay.rr.com





# Advertising

**Suwannee Valley Quilt Shoppe**  
 517 N Main Street, Trenton, FL (352) 463-3842

- ◆ Fabric & Classes
- ◆ Books & Supplies
- ◆ Machine Quilting
- ◆ Cross Stitch

**Open Mon—Sat 10 to 4**  
[www.suwanneeshops.com](http://www.suwanneeshops.com)  
 Florida's Most Unique Quilt Shop

- ◆ Stained Glass
- ◆ Antiques
- ◆ Framing
- ◆ Chocolatier



**Visit our Suwannee Rose Café**  
 For lunch & pastries homemade daily

**A-WHITE SEW & VAC**

- Sewing Machines
- Vacuum Cleaners

REPAIRS ON ALL MODELS

Airport Plaza • 979 N. Suncoast Blvd. • Crystal River, FL 34429 • 352-563-5338  
 Paddock Park Village • 3101 S.W. 34th Ave. #802 • Ocala, FL 34474 • 352-854-0022  
 La Plaza Grande South • 980 Bichara Blvd. • The Villages, FL 32159 • 352-753-0219  
[ocalasewing.com](http://ocalasewing.com)

**Rainbow's End**  
 QUILT SHOPPE

941 Broadway Street  
 Dunedin, Florida 34698  
 Phone: (727) 733-8572  
 Fax: (727) 736-0235

Tuesday	10 am – 5 pm
Wednesday	10 am – 8 pm
Thursday/Friday/Saturday	10 am – 5 pm
Sunday/Monday	Closed

[www.rainbowsendquiltshoppe.com](http://www.rainbowsendquiltshoppe.com)

Becky Garland - Owner  
 Melody Robson - Manager  
 Diana Cammarata - Software Specialist

**Husqvarna VIKING**  
**FABRIC WAREHOUSE**  
 Husqvarna Viking Authorized Dealer

Website: [www.fabric-warehouse.net](http://www.fabric-warehouse.net)  
 Email: [fwarehouse@tampabay.rr.com](mailto:fwarehouse@tampabay.rr.com)  
 Facebook: Fabric Warehouse  
 Etsy: Fabwarehouse  
 Twitter: FabricWFanatics

3030 North Florida Avenue 33805  
 Phone: (863) 680-1325  
 (Corner of Griffin Rd. and North Florida Ave.)  
 Lakeland, Florida  
 Monday - Saturday 10am-5:30pm  
 Over 4,000 Bolts Of Fabric  
 "A Truly Unique Shopping Experience"

**SEW & SAVE**

**SALES & SERVICE**  
**JUKI & NECCHI DEALER**

**TOWN SQUARE MALL**  
 3021 US 19 UNIT 270  
 SPRING HILL, FL. 34606

**352-684-5445**  
**WWW.SEWSAVE.NET**

**RANDY KASBERG**  
**SEWSAVE@ATT.NET**



QUILTS, CLASSES, NOTIONS & MORE  
**XOXO**

**GIGI'S**  
 Fabric Shop  
 EST. 2013

Stop By: 105 S. Moon Ave., Brandon, FL 33511  
 [We are behind the Isbell Chiropractic Center]

Brick & Mortar Shop Info / Classes  
[gigisfabricshop.com](http://gigisfabricshop.com)

Buy Online [xogigifabrics.com](http://xogigifabrics.com)  
 Ring 813-661-9000

**Happy Apple Quilts**  
**FLORIDA**  
**QUILTING CENTER**

M - F 10 - 5  
 Tue 10 - 7  
 Sat 10 - 3

Full Service Quilt Shop and  
 Longarm Quilting Training Facility  
 Fabric, Thread, Notions and Classes!

**INNOVA**  
 Innovative Quilting Systems

Sales, Service, Classes, Machine Rental  
 13013 W Linebaugh Av, Tampa

[www.HappyAppleQuilts.com](http://www.HappyAppleQuilts.com) 813-925-9037  
[www.FloridaQuiltingCenter.com](http://www.FloridaQuiltingCenter.com) 813-855-2857