



# Hernando Quilters' Guild Newsletter



NOVEMBER/DECEMBER 2022

Website: [www.hernandoquiltersguild.com](http://www.hernandoquiltersguild.com)

## President's Message



Dear Guild Members,

As the temperature drops and the crickets start to chirp up here in Michigan, I know it's time to pack up my sewing treasures and head down to Florida. Only 8 more days from the day I am writing this! I'm so excited to spend time with the friends I have made thru this guild and couldn't imagine life without Florida!

This time when I return, I will only have two more months to serve as your President, which makes me very sad. But, on the other hand, it's time to bring some new ideas to our guild. I have had a great time serving you and especially seeing how our guild is growing.

The Mystery Quilt has had great success and I love seeing how different fabric changes the look of each quilt! Our smallest group has been 38 members and the most was the first year of about 49. Hope we have a big turnout this year again. Please watch for an email from me before the October meeting.

I hope to teach a couple of classes when I return and have more time on my hands. I will be talking to our class chair ladies on what we might want to do.

Because of Covid and the guild being out of commission for so long, I was not able to do a few things that I thought would be fun for our guild. Who knows, maybe next time!

I am so looking forward to our Quilt Show and will be very involved with helping whoever needs help. We've come a long way on our show with the first one being in the Botanical Gardens for one day, then expanding to a two day event. What great progress we have made over the years! I hope to see many of you at make and donate classes as we prepare for our 2023 Quilt Show.

With much gratitude!

Karen Pilon



2021/2022 Officers/Committee Chairs	
President	Karen Pilon
1 <sup>st</sup> Vice Pres.	Louise Isabelle
2 <sup>nd</sup> Vice Pres. (Programs)	Sandy Wesley/Penny Dyer
Secretary	Sharon Kenny Didden
Treasurer	Raelee Russavage
Quilt Shop Advertising	Barb Theriault
Quilt Trips	Open
Block/Month	Marilyn Ryder
2022 Quilt Challenge	Pam Russavage
2023 Retreat (March)	Karen Pilon
2023 Quilt Show	Sharon Didden/Cindy Fitzgerald
Fat Quarter Drawing	Judy Thew
50/50/Food Bank	Sally Cosenza
Mystery Prize	Jennifer Hayes
Membership	Judy Bukowski
Newsletter/Guild Advertising	Barb Theriault
Communications/Web Liaison	Barb Theriault
Sunshine	Bonnie DeFranco
Webmaster	Dave Curtis



2022 Fat Quarter Schedule	
January	Red/White/Pink or Hearts
February	Greens or Shamrocks
March	Earth Tones: i.e. Browns/Tans, Golds, Burgundy, dark greens, etc.
April	Florals or Pastels
May	Batiks Only
June	Red/White/Blue
July	Black, Grey or White
August	Neutrals: Beige/Tan/Cream
September	Fall Colors i.e. Golds, Orange, Browns, Reds, Yellows
October	Any Fat Quarter you want to enter, but no more than 5 per person.
November	Christmas Theme
December	No Exchange

## Raffle Block of the Month Schedule 2022/2023

Preview	Distribute Kits	Raffle	Pattern	Presented By:
Aug	Sept	Oct	Dutchman Puzzle	Quilt Magazine
Sept	Oct	Nov	Peppermint Santa	McCall Quilting
Oct	Nov	Jan	Bee Mine	Quiltmaker
Nov	Jan	Feb	Rocky Road to Dublin	Marilyn Ryder
Jan	Feb	March	Stained Glass	Invisible Applique



\* See Marilyn Ryder to sign up

Meeting Type	Day	Date	Place	Time
Board Meeting	Wed.	10/26/22	Quarry	10:00
Guild Meeting	Thurs	10/27/22	Jerome Brown Comm. Ctr. <b>POT LUCK</b>	9:30
Board Meeting	Wed.	11/16/22	Quarry	10:00
Guild Meeting	Thurs.	11/17/22	Jerome Brown Comm. Ctr. <b>Quilt Challenge</b>	9:30
<b>December 8<sup>th</sup> Guild Christmas Party at the Heather</b>				
Board Meeting	Wed.	1/25/23	Quarry	10:00
Guild Meeting	Thurs.	1/26/23	Jerome Brown Comm. Ctr.	9:30
Board Meeting	Wed.	2/22/23	Quarry	10:00
Guild Meeting	Thurs.	2/23/23	Jerome Brown Comm. Ctr.	9:30

## Happy Birthday

### NOVEMBER

Laurie Pearce 4  
Bonnie Hibbard 6  
Debbie Burns 7  
Jennifer Hayes 10  
Ruthanne McGookey 13  
Betty Lynn Pepka 16  
Bonnie DeFranco 18  
Jean Lindsay 19  
Barbara Theriault 20  
Charlene Brodeur 20  
Patty Roberts 23  
Pat Mainster 23  
Donna Muro 24  
Paula Lawery 25  
Beverly Abenante 26  
Pat Siddons 26



### DECEMBER


Carol Luzzi 1  
JoAnne Vesely 4  
Karen Bradford 8  
Karen Pilon 8  
Marjie Corey 9  
Judith Silva 11  
Kathleen Rufa 20  
Sharon Kenny Didden 27  
Gayle Keenan 31

### FIELD TRIPS

Until we find a volunteer to run the monthly Field Trips we are discontinuing until further notice. We will however, go back to trips on Fridays when we do resume.

Let our **SUNSHINE LADY**, Bonnie DeFranco (352-942-7336), or [sewingnurs1118@gmail.com](mailto:sewingnurs1118@gmail.com) know about the needs or illnesses of our members.

**NEWSLETTER:** Call or send any information, suggestions, correspondence, tips, or sayings dealing with quilting to **Barbara Theriault, 8181 Weatherford Ave., Brooksville, FL 34613**; e-mail: [btheriault1@tampabay.rr.com](mailto:btheriault1@tampabay.rr.com); or call 352-597-8816 or Cell: 678-793-5335. Next deadline is **December 20, 2022.**



**Note: 2023 Proposed Budget will be e-mailed out for your vote in the next few weeks.**



## GUILD NEWS AND NOTES



- ❖ **2022 CHRISTMAS LUNCHEON** – Our annual Christmas Luncheon this year will be held at the Heather Clubhouse. The party will be held on Thursday, December 8<sup>th</sup>, 2022 from 11:00am until 2:00pm. The party will be catered by Sonny's Barbeque. Bring a gift (20.00 value) If you bring a gift you can receive a gift. Louise will have cost and signup info at the October meeting, so stay tuned. Installation of new officers and also the presentation of the out-going President's Quilt Blocks will take place at the luncheon.
- ❖ **2022 GUILD CHALLENGE** – **"TRIANGLES TRIANGLES TRIANGLES"** is the theme for the 2022 challenge. Half square triangles, Quarter square triangles, Equilateral triangles [3 sides same length] Isosceles triangles [2 sides same length] All blocks in the quilt must be made from one or more of the above. The triangles can be composed of strips of fabric or from a single fabric. Strip sashing between blocks is allowed, if your design requires it. No squares, rectangles, circles, hexagons, or any other shape – unless they are created with triangles. Optical illusions allowed – as long as they are created with triangles. The challenge due date is November meeting 2022. See page 6 for further information. If you have any questions you can contact Pam Russavage.
- ❖ **2023 MYSTERY QUILT** Please mark your calendars for January 10, 2023 and February 14, 2023 for the Mystery Quilt class at The **Quarry Enrichment Center**. We have secured the Quarry upstairs and downstairs for these two classes. Karen will be sending out an e-mail with cost and instructions soon.
- ❖ **2023 LAKELAND BUS TRIP TO EXPO** - We will be doing a bus trip to the Lakeland Sewing Expo on March 17, 2023 which is a Friday (2<sup>nd</sup> day of Expo). Sandy Wesley has a sign-up sheet on her table for those who wish to go so that we have an idea of how many will be attending. We will receive a quote in January from the bus company on how much we need to pay the bus because of gas prices. Sandy will get back to us on what our fee will be, where to meet the bus, etc.
- ❖ **2023 LAKE YALE RETREAT – Monday, March 6<sup>th</sup> to Thurs March 9<sup>th</sup> 2023** – Karen Pilon and your Retreat committee have secured the date for our 2023 Retreat at Lake Yale, but have decided to keep our sewing room in the Maguire Auditorium because there are so many people who have signed up for the Retreat and we can therefore, accommodate anyone who wants to go. We have increased the cut off to all members who have signed up and paid the first installment of \$100.00. We will go back to 6 Pods. The cost will be \$280.00 per person for a double room. We have asked for your 2<sup>nd</sup> payment due at the August meeting and final payment in November. Please make your check out to **HERNANDO QUILTERS GUILD**.
- ❖ **2023 OPPORTUNITY QUILT**– The Quilt Raffle Tickets are being designed by Barb Theriault and will be available for sale in January, or maybe sooner. The Quilt is called **"SNAILS AT SEA"** and it measures 86" x 96". Each member is being asked to purchase 2 sets of 6 for \$5.00.
- ❖ **2023 QUILT SHOW**– The Quilt Show has been changed to 2023 which will give us time for a better preparation and Committee Heads meetings for the show. This will also give us more time to make items for the Boutique, both craft items and quilting items. The dates for the show are November 3<sup>rd</sup> and 4<sup>th</sup>, 2023. The venue for the show will be at the Parish Hall at St. Joan of Arc Church 13485 Spring Hill Drive, Spring Hill, FL. Sharon Kenny Didden and Cindy Fitzgerald will be co-chairpersons for the show. If you are interested in volunteering for a committee, please get in touch with Sharon Kenny Didden by phone (352-678-1176) or e-mail (skdidden@gmail.com) or Cindy Fitzgerald (352-397-6868) or e-mail (cbfitz12@gmail.com)



# QUILT SHOWS/Classes

❖ **November 11 – 12, 2022 Lake County Quilters Guild presents: Fantastic Quilt Show.**  
**Venue:** The Venetian Center, 1 Dozier Court (Circle), Leesburg, FL.  
 Boutique Sales, Quilt Raffle, Door prizes, Gift Baskets, Demos, Vendors.

❖ **January 27 and 28, 2023 SHOWCASE OF QUILTS IN THE VILLAGES.**

❖ **February 4, 2023 - QUILT SHOW IN DADE CITY**

Farm Festival and Quilt Show, **Feb. 4, 2023**, 10 am.- 5 pm.  
 Pioneer Florida Museum & Village  
 15602 Pioneer Museum Road, Dade City, FL 33523

34th annual Farm Festival and Quilt Show: Southern Draft Horse Pull at 12 noon, Quilt Show ALL day, live entertainment, the Geared Up Band, food, vendors, blacksmith, model trains, demonstrations, all museum buildings open with docents, many in time period attire. More information and Quilt Show Exhibitor Form available: [www.pioneerfloridamuseum.org](http://www.pioneerfloridamuseum.org).

❖ **February 17 & 18, 2023 Appliqué in Tampa Bay – Feather Princesses - Fun in the Sun!**

**LOCATION:**

Higgins Hall, St. Lawrence Catholic Church 5221 N. Himes Avenue, Tampa, FL 33614

**HOURS: Friday:** 10 a.m. to 5 pm **Saturday:** 10 a.m. to 4 pm.

**Vendor Mall** (vendors from all over the U.S.)

**Mini Quilt Auction** (benefitting a local charity)

**Opportunity Quilt**

**Gift Baskets**

**Boutique**

**Cafe** (serving lunch both days)

**Quilt Appraisals**



## 2022 Calendar of Classes



Date	Quarry	New Enrichment Center – Rt. 19 South	Instructor
	<b>TUESDAY</b>	<b>THURSDAY</b>	
<b>OCTOBER</b>			
4 <sup>th</sup>	Kitchen Towels		Darlene Livingston
11 <sup>th</sup>	Make & Donate Gnome		Pam Russavage

In need of volunteers to teach classes and make & Donate moving forward!

# Show & Tell September



The ladies are having a good time creating the kitchen towels at a class taught by Darlene Livingston. Fun class.



Penny Vallauri is showing her adorable Baby Quilt. Nice job Penny.



Margo Wyllie displays a quilt she made for her son called "Songs of Faith."



Jan Parker is showing her quilt "Simply Strips" Nice Job Jan.



Margrit Mackey is displaying her beautiful 5 Star Quilt in blues.



Diane Meyer is showing her Christmas Quilt from Crystal Lane Wintertime. Great job.



Bev Abenante is showing her beautiful fall table runner! Great!



Ava Rossler is showing two charity quilts made by her friend Alice Delafield. Thank you Alice.



# Guild Challenge Directions 2022

Pam Russavage will be running the 2022 Challenge and the theme chosen is "Triangles." If you have any questions you can contact Pam Russavage.



## **HQG Quilt Challenge 2022**

*Is*

**TRIANGLES!!**



**TRIANGLES!!**

**TRIANGLES!!**



**Half square triangles**

**Quarter square triangles**



**Equilateral triangles [3 sides same length]**

**Isosceles triangles [2 sides same length]**

**ALL** blocks in the quilt must be made from one or more of the above. The triangles can be composed of strips of fabric or from a single fabric. Strip sashing between blocks is allowed, if your design requires it. No squares, rectangles, circles, hexagons, or any other shape – unless they are created with triangles. Optical illusions allowed – as long as they are created with triangles.

**Categories:** Entries will be judged in one category

**Judging:** An outside judge will choose

- Best of Show
- 1<sup>st</sup> Place
- 2<sup>nd</sup> Place
- 3<sup>rd</sup> Place

Guild members will vote for the winner of "Viewer's Choice"

**Quilting:** Your quilt must be hand or machine quilted

**Size:** No smaller than 16"x 16" and no larger than 45"x60". If your entry is larger or smaller than the specifications, your entry will not be judged.

**Due Date:** November 17, 2022 at the Guild Meeting

**Rules:** The quilt for this entry must have been made during this challenge year, between November 16, 2021 and November 17, 2022. Your quilt must have a label on the back with your name and the quilt entry title.






# THIS & THAT



## NOVEMBER - A TRIBUTE TO VETERAN'S DAY



**We cherish too, the Poppy red  
That grows on field where valor led,  
It seems to signal to the skies  
That blood of heroes never dies,  
But lends a luster to the red  
Of the flower that blooms above the dead  
In Flanders Fields.**



*From "We Shall Keep the Faith" Moina Michael, 1918*



Red Cross Quilt

In November, 1917, the call went out from President Woodrow Wilson to all Americans to raise money for the Red Cross. Quilt-makers responded by making hundreds of versions of the Modern Pricilla Red Cross Quilt published in December, 1917. These World War 1 Red Cross fund-raising quilts were made in many communities across the nation.

All were inspired by the magazine's pattern. The article boasted that \$1,000 could potentially be raised to benefit the Red Cross. Dubbed "The Quilt Campaign," volunteers would be sent out to obtain subscriptions for 25 cents to have a name inscribed with pencil or ink on the quilt.

The inscriptions would then be outlined in an outline or chain stitch with Turkey red embroidery floss. Most all the extant Red Cross quilts were made with muslin and Turkey red cotton; two of the sturdiest fabrics of the time period. Frequently, the names of local soldiers were embroidered near the center of the quilts. Upon completion, the quilt was raffled off to the highest bidder making it a double fund raiser.

By the end of the war, a total of over \$400,000,000 was raised for the Red Cross for relief efforts, family aids services, and to directly benefit our country's soldiers. Certainly, quilt-making added just a small portion to that amount, but the mothers, grandmothers, aunts, sisters and daughters of our country were also proudly "Doing Their Part!"

## T'was The Night Before Christmas (Quilter's Version)

T'was the night before Christmas and all through the house,  
The only one sleeping was a Quilter's dear spouse.  
The Log Cabin stockings were almost completed,  
"Just a few stitches left," our sweet quilter repeated.  
"Then I can hang them and head off to finish  
the pillows I'm making, fulfilling Mom's wish  
For something quilted to put on her couch and spoke,  
as she pricked her poor finger, our quilter said, "Ouch!"  
When from out in the kitchen there arose such a crashing,  
she sprang from her work, and she dropped all her sashing.  
Away to the doorway she flew like a plane,  
wondering just what was happening and who she would blame.  
When what to her wondering eyes should appear,  
but Old Mrs. Claus and her bag of quilt-gear...  
With her elves bearing gifts, through the kitchen she came,  
she directed and pointed and called them by name.  
"Now Elna, now Pfaff, now Bernina and Viking,  
the Hoffman and Mumm should be just to her liking.  
To the sewing room - there, it's just back of the hall,  
now dash away, dash away, dash away all!"  
"My Dear," said The Claus (as she liked to be called),  
"There really is no need to worry at all.  
Your projects will all be completed this night,  
I'm terribly sorry we gave you a fright."  
"Sit down. Have some tea. It's relaxing, you'll see.  
My friends and I've come a long way to help Thee."  
She thought she was dreaming, our dear Quilter did,  
In fact she quite feared that she near flipped her lid!  
But the flash of the needles and twist of the thread  
soon gave her to know she had nothing to dread.  
They spoke no more words, but went straight to their sewing.  
How the work went so quickly she had no way of knowing.  
The stitches, how fine! The corners, how straight!  
This Claus-woman's talent was awfully great.  
They finished the pillows, then started to quilt.  
Before they all knew it, the whole thing was built!  
Now old Mrs. Claus, she knew quilters real well,  
and she knew they'd need help on this night most of all  
So she said to our quilter, "Just move over dear,  
I've brought my own needle. We'll get done, never fear.  
I told dear old Santa about what quilters do.  
How they plan all these projects but have other work too.  
So he taught me his magic for doing things fast.  
There, that pillows done. Now this is the last.  
They tidied their thread snips, and picked up the scraps  
and chased our dear quilter's six cats from their laps.  
As they scurried away with their thimbles still gleaming  
dear Mrs. Claus paused, her cap ribbons streaming.  
"Merry Christmas, my dear, now just have a ball!"



# Advertising

Long Arm Quilting Service • Machine Embroidery Supplies

## Nana's Quilt Shop



Fabrics • Notions • Classes • Kits

Owners  
Coleen Poole  
Mary Russell

Monday - Friday 10-5  
Saturday 10-3  
nanasquiltshop.com

18851 Cortez Blvd.  
Brooksville, FL 34601  
352-796-0011



16541 Pointe Village Dr. • Suite 108 • Lutz, FL 33558  
813-749-0888 • www.scrapandsew.com  
email: lori@scrapandsew.com

Mon-Fri 10am-6pm • Sat 10am-5pm

Quality Quilt Shop Fabrics • Notions and Patterns  
Classes / Private Lessons  
Embroidery Software • Software Training  
Online Fabric Store

Exclusive PFAFF and Husqvarna Viking Dealer  
for Sewing Machine Sales & Service





Husqvarna VIKING


## Country Quilts & Bears




1983 Drew Street  
Clearwater, FL 33765  
(727) 461-4171

CountryQuilts@tampabay.rr.com  
www.countryquiltsandbears.com

## Donald Bunn's Machine Quilting



Donald Bunn  
Owner/Operator

963 E. Wacker St.  
Hernando, FL 34442  
(352) 533-3027  
Dbunn4@Tampabay.rr.com

*Briquette's Quilting*  
Quilting is my passion

*Briquette Kasm*  
Quilter

14944 Lancer Road  
H 1-727-379-0274/ C 1 -727-207-2485  
bk.paws@hotmail.com



CUTTIN UP FABRIC  
BEST PRICES IN TOWN

NILDA B BRINSON  
OWNER

6308 GALL BLVD UNIT B  
ZEPHYRHILLS, FLORIDA 33542-2504  
813-782-0999  
nildabrinson@hotmail.com  
Nilda's Cuttin Up Fabric -FB




## A Material Girl Quilt Shop

Marie Anderson, Owner

36844 Hart Ranch Road  
Eustis, Florida 32736

Phone: 407-252-2539  
E-mail: Materialgirl2523@yahoo.com  
Open: 10 – 4 Monday thru Saturday  
Redhartquilts.com





# Advertising



Becky Garland - Owner  
Allyson O. - Manager

### EPIC TEAM

Marge, Brandon, Marie G.,  
Marie L., Jasmin, Colleen

Website:

[www.fabric-warehouse.net](http://www.fabric-warehouse.net)

Facebook:

Fabric Warehouse

Email

[fwarehouse@tampabay.rr.com](mailto:fwarehouse@tampabay.rr.com)

Husqvarna VIKING

**FABRIC WAREHOUSE**

Husqvarna Viking Authorized Dealer

3030 North Florida Ave  
Lakeland, FL 33805

Corner of Griffin & North Florida Ave

Phone (863) 680-1325

Monday - Saturday 10 am - 5:30 pm  
Over 4,000 bolts of fabric  
"A Truly Unique Shopping Experience!"

## Sew & Save

Sewing Machine Sales and Service

Towne Square Mall

Unit 270

Behind Chili's on U.S. 19

**Juki Dealer**


352-684-5445

Open Tues-Sat 10-3


[sewnsave@att.net](mailto:sewnsave@att.net)

3021 Commercial Way, Spring Hill, FL 34606

Sewing Machine Service Center  
For All Makes



Randy Kasberg



**Bear's Paw Quilting, LLC**

*Edge to Edge & Custom Longarm  
Machine Quilting*

Laurie Pearce

Owner & Longarm Machine Quilter

11332 Fulmar Rd.  
Brooksville, FL 34614

Phone: 352-583-4705

Email: [bearspawquilting@gmail.com](mailto:bearspawquilting@gmail.com)

Quilters Anonymous, Inc.

9225 Pine Island Road  
Clermont, Florida 34711

Local: 352-241-6768  
[quiltanoninc@aol.com](mailto:quiltanoninc@aol.com)

Visit our shop: [quiltersanon.com](http://quiltersanon.com)



LaRose Quilting Creations  
Custom Longarm Quilting

Louise Isabelle

723 Challice Drive  
Spring Hill, FL. 34609

352-428-8588

[Nhlouise@bighthouse.com](mailto:Nhlouise@bighthouse.com)

**THERE SHOULD BE AN EIGHTH  
DAY OF THE WEEK CALLED**

*Quiltday*

**WHERE ALL YOU DO IS QUILT  
ALL DAY LONG...**

## Some Suggested Quilting Websites

<https://www.anniescatalog.com/studio>

This is a great site for quilting, applique and craft patterns at reasonable prices.

<https://www.missouriquiltco.com/>

This site is great for patterns, classes, etc.

<https://www.shopmartingale.com/quilting/quilting-books>

This site is great for ordering Quilting Books.