



Hernando Quilters' Guild Newsletter

NOVEMBER/DECEMBER 2020



Website: www.hernandoquiltersguild.com

President's Message



Greetings Fellow Guild Members,

It's hard to believe that my two years as President is coming to an end! Little did we all know that something like this pandemic would happen and we would lose close to a year of our precious guild. I am looking forward to our January meeting (and my second two year term) when we can all meet again and get back to what we love.

We are still planning on having our retreat at Lake Yale in March 2021. I've heard of a couple of groups that have had events there and they felt the facility was doing an excellent job at keeping everyone safe. Plus we have an enormous room that we sew in so all attending will have more than adequate room to self distance. You will be getting an email soon about your second deposit due before the end of November. Your final payment will be due in January.

We also are still planning on doing our Mystery Quilt. We've always had a great turnout of 42/49 members. If we have a high turnout as usual, we might split our group in two. Just know that we will do the right thing. The pattern name is called **Just Sew** and will use three fabrics. A group in Michigan will be working on the same quilt, so even though I will be collecting your monies later than usual, you will be receiving the fabric requirements sooner than in the past. I will be having you send the checks to my residence as soon as I arrive back in Florida, which will be the first week in November (I hope). Please watch for an email with this information.

I don't know about the rest of you ladies, but I've had a hard time keeping motivated to sew during this pandemic. I've done much needed yard work here in Michigan and look forward to getting to Florida and get it in gear!

Fondly.....Karen Pilon



2019/2020 Officers/Committee Chairs

President	Karen Pilon
1 st Vice Pres.	Louise Isabelle
2 nd Vice Pres. (Programs)	Bonnie DeFranco/Sharon Allard
Secretary	Beverly Abenante
Treasurer	Sharon Kenny Didden
Quilt Shop Advertising	Tekla Bell/Barb Theriault
Quilt Trips	Tekla Bell
Block/Month	Marilyn Ryder
2021 Quilt Challenge	Pam Russavage
2021 Retreat (March)	Karen Pilon
Fat Quarter Drawing	Judy Thew
50/50/Food Bank	Sally Cosenza
Mystery Prize	Ann Brock
Membership	Alma Martin
Newsletter/Guild Advertising	Barb Theriault
Communications/Web Liaison	Barb Theriault
Sunshine	Bonnie DeFranco
Webmaster	Dave Curtis

2020 Fat Quarter Schedule

January	Red/White/Pink or Hearts
February	Greens or Shamrocks
March	Earth Tones: i.e. Browns/Tans, Golds, Burgundy, dark greens, etc.
April	Florals or Pastels
May	Batiks Only
June	Red/White/Blue
July	Black, Grey or White
August	Neutrals: Beige/Tan/Cream
September	Stripes or Plaids
October	Fall Colors
November	Christmas Theme
December	No Exchange

Happy Birthday

NOVEMBER

- Laurie Pearce 4
- Bonnie Hibbard 6
- Debbie Burns 7
- Jennifer Hayes 10
- Maria Rogers 10
- Ruthanne McGookey 13
- Rosemary Willett 14
- Bonnie DeFranco 18
- Charlene Brodeur 20
- Barbara Theriault 20
- Pat Mainster 23
- Donna Muro 24
- Paula Lawery 25
- Beverly Abenante 26



Raffle Block of the Month Schedule 2021

Preview	Distribute Kits	Raffle	Presented By	Pattern
<h3>No Meetings Until January 2021 which affected Block of Month</h3>				
Tentative				

DECEMBER

- Donna Hajdu 1
- Karen Pilon 8
- Marjie Corey 9
- Judith Silva 11
- Sharon Didden 27
- Gayle Keenan 31



* See Marilyn Ryder to sign up

Please note that all trips have been cancelled and we hope to resume in January. Below are tentative dates and shops for January and February. If anything changes we will let you know.

FIELD TRIPS

The Guild has tentatively planned the following trips for January and February. **(Tentative)**

Friday, January 15, 2021

Trip to Sweet Darlings, Wesley Chapel Blvd. and Scrap & Sew 16541 Pointe Village Dr., Lutz, FL. Meet at Publix 41 and 50 at 9:30am.

Friday, February 12, 2021

Trip to Bernina Sewing Center, 5405 E. Fowler Ave. Temple Terrace. Meet at Publix 41 and 50 at 9:30am

If you have any questions, call Tekla Bell

Cell: (315) 254-1676



Meeting Type	Day	Date	Place	Time
Guild Christmas Lunch			Cancelled for 2020	
Board Meeting	Wed	1/27/21	Enrichment Center	10:00
Guild Meeting	Thurs	1/28/21	Jerome Brown Comm. Ctr.	9:30
Board Meeting	Wed	2/24/21	Enrichment Center	10:00
Guild Meeting	Thurs	2/25/21 Guild Challenge	Jerome Brown Comm. Ctr.	9:30
Guild Retreat	Mon - Thurs	3/8 – 3/11/2021	Lake Yale	
Guild Meeting	Thurs	3/25/21	Jerome Brown Comm. Ctr.	9:30
Board Meeting	Wed	3/24/21	Enrichment Center	10:00

Let our new **SUNSHINE LADY**, Bonnie DeFranco (352-942-7336), or sewingnurs118@gmail.com know about the needs or illnesses of our members.

NEWSLETTER: Call or send any information, suggestions, correspondence, tips, or sayings dealing with quilting to **Barbara Theriault, 8181 Weatherford Ave., Brooksville, FL 34613**; e-mail: btheriault1@tampabay.rr.com; or call 352-597-8816 or Cell: 678-793-5335. Next deadline is **December 26, 2020**.

GUILD NEWS AND NOTES



❖ **Guild Activities i.e., Board Meetings, Guild Meetings and Guild Trips and Classes**

The Board met and decided that all functions will be cancelled until January 2021. That includes our Christmas party and any guild trips for our safety and to follow the State and Federal guidelines due to the Covid-19 Pandemic. We will continue to keep you informed as we know more.

- ❖ **2021 Membership Dues** – Our dues are due at the January meeting and we will make an announcement regarding dues amounts before the New Year.
 - ❖ **2020 Year End Charity** – Our charity for this year will be \$300.00 for the food bank that would have been receiving our monthly donations from March to December 2020 because we could not hold any meetings due to the Covid-19 Pandemic.
 - ❖ **2021/2022 New Officers** – We have a slate of volunteers for officers for 2021/2022 term. President: Karen Pilon; 1st VP: Louise Isabelle; 2nd VP Programs: Sandy Wesley and Penny Dyer; Treasurer: Raelee Russavage; Secretary: Sharon Kenny Didden. You will receive an e-mail in November asking for any other nominations and if none, we will swear the new officers in at our January meeting.
 - ❖ **2021 GUILD CHALLENGE** – “Home Sweet Home” is the theme for the 2021 challenge. One of our favorite quilt blocks is the house pattern and you can base your entry around a house theme. The due date for this challenge will be at the **February 25, 2021** Guild meeting. If you have any questions you can call Pam Russavage, our challenge coordinator for 2021. Entries will be judged in one category and again we hope to bring in an outside Judge. See page 5 for all the challenge details.
 - ❖ **2021 LAKE YALE RETREAT – MARCH 8 – 11, 2021** – Karen Pilon and your retreat committee have secured our date of March 8 through 11, 2021 for our next Retreat. The Retreat will again be held at Lake Yale and the cost this year will be \$270.00 per person which includes a double room and all meals. We are still planning on our 2021 Retreat at this point. We feel that it is a safe environment because of the large room we will be meeting in and the precautions Lake Yale has put in place. You will receive an e-mail for your second deposit of \$100.00 due before the end of November and your final payment will be due in January.
 - ❖ **2023 QUILT SHOW**– The Quilt Show has been changed to 2023 since we feel it would be difficult to start getting our committee heads together and having meetings for the show. This will also give us more time to make items for the Boutique, both craft items and quilting items. If you are interested in volunteering for a committee, please get in touch with Karen Pilon by phone (734-635-1560) or e-mail (tompilon@provide.net)
 - ❖ **GUILD WEBSITE**– If anyone is interested in seeing photos of our 2019 Quilt Show, you can view these photos under the Quilt Shows Category on our site. For new members who might not be familiar with our site it is: www.hernandoquiltersguild.com. Please check it out. You can also view all of our newsletters that I have done since 2008 when I started as your Editor. It’s interesting to see the progression of our Guild from year to year.
-
-



QUILT SHOWS/CLASS SCHEDULES

- ❖ **Jan 22-23, 2021 Quilt Show** in The Villages – More info to follow.
- ❖ **March 20, 21, & 22, 2021 - ORIGINAL SEWING & QUILT EXPO – LAKE LAND, FL**
 Since the 2020 Quilt Expo in Lakeland was postponed due to the Covid-19 Virus, and we had to cancel the bus trip, we have great news. The bus is rescheduled for **MARCH 21, 2021**. The Expo has agreed to allow us to use our tickets for next year. So it will be free for everyone next year (KINDA). If you want to sell your seat to someone else just let me know the new information for that person.
We all know this is a year away but feel it is the best option. We would not get a refund from the bus company and that is the biggest expense.
 If you have any questions please feel free to call, text or email Sandy Wesley.
 Thanks
 Sandy Wesley swesley816@gmail.com
- ❖ **May 13-15, 2021 Quilt Show** in Jacksonville – more info to follow
- ❖ **November 5-6, 2021 Ocala Quilt Show “On Top of the World”** to be held at Circle Square Cultural Center, 8395 SW 80th St., Ocala, FL 34481



2021 Calendar of Classes



All classes have been cancelled throughout the summer and fall due to the virus. We hope to resume our classes in January. We will keep you posted as time goes on. Class fees will still be \$5.00 per class and you would still sign up at the Program table up front when meetings resume. We are planning on having our Mystery Quilt class for the month of January, February and March. You will be receiving an e-mail about monies due and when these classes will be held. If we have a number of 40 gals as usual, we will split into two days with gals upstairs and downstairs at the Quarry. This will help with social distancing and being able to have a much needed face to face with friends. We think we will also have Tekla’s Machine Embroidery classes starting in January. No specific dates have been scheduled yet. We will keep you informed.



Guild Challenge - 2021

2021 Hernando Guild Challenge – Home Sweet Home

Dear Guild Members,

Your challenge committee hopes you are all well and happily using your isolation time sewing. In the event we are unable to gather at a guild meeting until this summer, or if you're a snowbird that has already flown north, Pam Russavage will mail your "Home Again Houses" fat quarter. The cost to mail will be \$6.50. (\$5.00 for the fat quarter (see challenge rule below), and \$1.50 for shipping).

Please send your check written to Hernando Quilt Guild for \$6.50 to Pam Russavage at 11044 Via De Rosa Ln, Spring Hill, FL 34608. Make sure you include your correct mailing address if it isn't the one listed on the check. Pam can also be reached at (402) 990-6578 or psrussavage@yahoo.com if you have questions.

2021 Hernando Quilt Guild Challenge

Home Sweet Home

One of our favorite quilt blocks is the house pattern. Since the pieced block is technically simple, there is ample opportunity for experimentation. Our theme for 2021 is Home Sweet Home. Let your imagination run wild! Build your entry around the house of your dreams, the house of your childhood, a holiday house (don't get stuck on the standards – think about "Take your Pet to the Vet Day", Ground Hogs Day, Arbor Day, National Donut Day, etc.). How about your favorite house to visit, a haunted house or even your "today" house? Feel free to add activities, landscaping, pets, automobiles, hobbies, flora, fauna and/or other embellishments. You may use a purchased pattern, design one of your own, or use one of the blocks suggested by the committee. Don't limit yourself to a quilt or a wall hanging. Perhaps a pillow or a bag or a fabric basket.

As part of the challenge each participant must purchase a fat quarter of "Home Again Houses" fabric for \$5.00 as an entry fee (see Pam Russavage or Shirley Kerstetter). This fabric must be visibly incorporated into the quilt top, although it's not necessary to use the entire fat quarter. To reclaim your entry fee, you must turn in your project for display and judging at the end of the challenge. Any entry fee not reclaimed will be donated to the guild to be used in one of its charities.



Categories: Entries will be judged in one category.

Judging: We will again try to bring in an outside judge who will choose "Best of Show", 1st place, 2nd place, and 3rd place. Guild members will vote for the winner of "Viewer's Choice".

Composition: You must have the fabric "Home Again Houses" visibly included on the quilt top.

Quilting: You must have hand or machine quilting on your entry.

Size: No smaller than 16X16 and no larger than 45x60. If your entry is smaller or larger than the specifications, **your entry will not be judged.**

Due Date: February 25, 2021 – Guild Meeting

Rules: You are not allowed to use a project that has been made previous to this challenge. It must be made between March 26, 2020 and February 24, 2021. There will be a sign-up sheet when you turn in your entry. You must label the back of your entry with your name and the entry title.

2020 Fat Quarter Schedule	
March	Earth Tones: i.e. Browns/Tans, Golds, Burgundy, dark greens, etc.
April	Florals or Pastels
May	Batik Only
June	Red/White/Blue
July	Black, Grey or White
August	Neutrals: Beige/Tan/Cream
September	Stripes or Plaids
October	Fall Colors
November	Christmas Theme
January 2021	Red/White/Pink or Hearts

Fat Quarter Drawings For January Meeting - A Fun Idea

Because we have not had a meeting since March 2020 and are hopefully planning on opening up for a January 2021 meeting, we thought we could have a little fun with the fat quarter drawings. Instead of just bringing fat quarters for January category of Red/White/Pink or Hearts, we would have everyone bring in **JUST ONE** fat quarter of **EACH** category from March 2020 to January 2021. So this would mean that everyone who would like to participate, would bring in 10 fat quarters, one for each category starting in March and ending with January 2021. Each person would get 10 tickets when they hand in their categories for a chance to win in any of the drawings. The chart above is a reminder of the categories for each month involved.



Proposed Budget 2021

HERNANDO QUILTERS GUILD, INC. 2021 PROPOSED ANNUAL BUDGET

INCOME	ANNUAL	MONTHLY
MEMBERSHIP DUES (100 x \$5.00) pandemic disc.	\$ 500.00	
50/50 RAFFLE	\$ 350.00	\$ 32.00
MYSTER GIFT	\$ 350.00	\$ 32.00
EDUCATION - Block of the month	\$ 70.00	\$ 7.00
EDUCATION - Class tuition	\$ 440.00	\$ 40.00
EDUCATION - Mystery quilt (35 students @ \$5.00)	\$ 175.00	
ADVERTISING - Newsletter (8 ads @ \$25)	\$ 200.00	
CHARITY - Food Pantry = 0 balance account	\$ -	
RETREAT - \$5.00/attendee for expenses (24 ppl)	\$ 120.00	
HOLIDAY LUNCHEON = 0 balance account	\$ -	
2020 Unexpended items (due to pandemic)	\$ 1,490.00	
Transfer from Quilt Show profits	\$ 414.00	
TOTAL INCOME	\$ 4,109.00	\$ 111.00

EXPENSES	ANNUAL	MONTHLY
RENT (9mos @ \$80 and 2 mos @ \$105)	\$ 930.00	\$ 85.00
COMM. LIABILITY INS.	\$ 900.00	\$ 75.00
FL DEPT OF STATE - Filing fee	\$ 80.00	\$ 8.00
EOY End-of-Year CHARITY (1 award of \$300.00)	\$ 300.00	\$ 28.00
CHARITY - Food Pantry = 0 balance account	\$ -	\$ -
BOD SUPPLIES (1 paper/1 ink x 5 Positions @ \$75/ea)	\$ 375.00	\$ 35.00
BOD Officer Pins - upon leaving office (\$10ea x 6)	\$ 60.00	\$ 5.00
COMMITTEE SUPPLIES -1 paper/1 ink x 2 pos. @ \$75	\$ 150.00	\$ 14.00
EDUCATION - Teacher stipend = 0 balance acct.	\$ 440.00	\$ -
WEBSITE - Webmaster	\$ 135.00	\$ 13.00
WEBSITE - Website Host (pd in one 3yr contract)	\$ 114.00	\$ 11.00
WEBSITE - Website Name	\$ 15.00	\$ 1.00
BANK FEES - checking acct low bal fee \$12 x 2	\$ 24.00	\$ 2.00
NEWSLETTER - Printing 6 times (avg. issue \$30)	\$ 180.00	\$ 15.00
P.O. BOX RENTAL	\$ 120.00	\$ 10.00
QUICKEN SOFTWARE ANNUAL FEE	\$ 30.00	\$ 3.00
MYSTERY GIFT - purchases (\$20/month)	\$ 220.00	\$ 20.00
RETREAT - general expenses = 0 bal. acct.	\$ 120.00	\$ -
HOLIDAY LUNCHEON - 0 balance acct.	\$ -	\$ -
HOLIDAY LUNCHEON - 6 awards (N/A for 2021)	\$ -	\$ -
TOTAL EXPENSES	\$ 4,109.00	\$ 318.00

2020 Proposed Income	\$4,109.00
2020 Proposed Expenses	\$4,109.00
BUDGET	\$0.00





THIS & THAT



Prevent Back and Neck Pain While Sewing

Quilting is a physical hobby. It was asked of Facebook readers how they prevent pain during a long day of quilting. Here are their responses!

- The best thing is to prevent this in the first place! Get up often and move around. Sit up straight and get your sewing machine in the correct ergonomic way, same for your cutting area. Move your ironing area AWAY from where you sew in order to get up and move over to press. Stretch and move throughout the day! -- Susan S.
- Don't have things within easy reach. Example: get up and walk to the ironing board. Take breaks (I break about ever 45 minutes) and do some stretches and walk around. --Kerry B.
- Walk! I walk in the morning prior to sewing. Always! And if I've sewn most of the day, I do it again. Gotta circulate! -Trish N.
- I stand on a kitchen foam mat at my cutting station. I also have a nice foam runner at my long arm. -- Laura A.
- I take a ten minute break every hour. During that time, I do stretches, eat a small snack, and drink water. Practice good posture! --Kim M.
- When free motion quilting with a domestic machine, keep your quilt puddled around the area you're working on. This stops the drag which causes a lot of shoulder, arm, and hand strain. -Ki Carol M.
- I used to get tendonitis from doing applique too long. I started doing some weight training at the gym twice a week and found I don't have the issue any longer. -- Irene M.
- Vary activity rather than continuously sitting at the machine. This is why it's imperative that quilters have many projects going at once. --Kris W.
- Get a sewing table and comfortable chair that fit you. If you hunch over your machine, there's a reason. -- Susan M.

How to Repurpose Orphan Blocks in Other Projects

Many quilters make test blocks to try their fabric choices or instructions before they dive into making a quilt. But what do you do with these leftover blocks when they don't make the final project? Facebook fans have some great suggestions!

- I have made pillows, and one time I used the block as a label on the back of my quilt! --Karen C.
- Various. But my favorite is potholders! They make wonderful hostess gifts! --Myrna M.
- Used some of my orphans to make pillows for my couch.--Evelyn B.
- I make bowl cozies or save for a scrappy quilt. --Sheri F.
- I've used them to make tote bags and pot holders. -- Karla C.
- Sew them on T-shirts. --Kathy J.
- Two Guild members collect them and make them into donation quilts. They look great. --Mary H.
- Mug mats to give away. --Sonita C.
- I'm making placemats for Meals on Wheels." --Martha J.
- Table runners, or put a row of them on the backing. --Maureen H.
- If they are neutral blocks, I will sometimes cut them into 2 -1/2" strips and add them to my binding. If they are funkier, I will use them in crazy quilts. --Amanda S.
- Mine very seldom go into another project. If I don't use them on the back they go into my FREE scrap bag so someone else can play. --Patricia H.
- I recently had a student show me that she takes orphan blocks and puts batting and backing on it and makes it into a preemie quilt for her local hospital's NICU unit. --Jane H.

Advertising

Long Arm Quilting Service • Machine Embroidery Supplies

Nana's Quilt Shop



Fabrics • Notions • Classes • Kits

Owners
Coleen Poole
Mary Russell

Monday - Friday 10-5
Saturday 10-3
nanasquiltshop.com

18851 Cortez Blvd.
Brooksville, FL 34601
352-796-0011



'Home of the Binding Buddy'

Pat Wilkinson
pipsqeak@verizon.net
www.quilttilyouwilt.net
727-862-6141

9609 Fulton Ave
Hudson Fl 34667

Tues-Fri 10am-5pm
Sat. 10am-3pm
Fri 7pm-9pm

*Custom Machine Quilting
Professional Embroidery*

Country Quilts & Bears




1983 Drew Street
Clearwater, FL 33765
(727) 461-4171

CountryQuilts@tampabay.rr.com
www.countryquiltsandbears.com



16541 Pointe Village Dr. • Suite 108 • Lutz, FL 33558
813-749-0888 • www.scrapandsew.com
email: lori@scrapandsew.com

Mon-Fri 10am-6pm • Sat 10am-5pm

Quality Quilt Shop Fabrics • Notions and Patterns
Classes / Private Lessons
Embroidery Software • Software Training
Online Fabric Store

Exclusive PFAFF and Husqvarna Viking Dealer
for Sewing Machine Sales & Service





Husqvarna VIKING

Briquette's Quilting
Quilting is my passion

Briquette Kasm
Quilter


14944 Lancer Road
H 1-727-379-0274/ C 1 -727-207-2485
bk.paws@hotmail.com



Donald Bunn's Machine Quilting

Donald Bunn
Owner/Operator

963 E. Wacker St.
Hernando, FL 34442
(352) 533-3027
Dbunn4@Tampabay.rr.com




A Material Girl Quilt Shop

Marie Anderson, Owner

36844 Hart Ranch Road
Eustis, Florida 32736

Phone: 407-252-2539
E-mail: Materialgirl2523@yahoo.com
Open: 10 – 4 Monday thru Saturday
Redhartquilts.com

CUTTIN UP FABRIC
BEST PRICES IN TOWN

NILDA B BRINSON
OWNER

6308 GALL BLVD UNIT B
ZEPHYRHILLS, FLORIDA 33542-2504
813-782-0999
nildabrinson@hotmail.com
Nilda's Cuttin Up Fabric -FB




Advertising



Becky Garland - Owner
Allyson O. - Manager

EPIC TEAM

Marge, Brandon, Marie G.,
Marie L., Jasmin, Colleen

Website:
www.fabric-warehouse.net

Facebook:
Fabric Warehouse

Email
fwarehouse@tampabay.rr.com



3030 North Florida Ave
Lakeland, FL 33805
Corner of Griffin & North Florida Ave

Phone (863) 680-1325

Monday - Saturday 10 am - 5:30 pm
Over 4,000 bolts of fabric
"A Truly Unique Shopping Experience!"

Sew & Save


Sewing Machine Sales and Service

Towne Square Mall
Unit 270
Behind Chili's on U.S. 19


Juki Dealer

352-684-5445
Open Tues-Sat 10-3
sewnsave@att.net
3021 Commercial Way, Spring Hill, FL 34606

Sewing Machine Service Center
For All Makes



Randy Kasberg



Bear's Paw Quilting, LLC

Edge to Edge & Custom Longarm
Machine Quilting

Laurie Pearce
Owner & Longarm Machine Quilter

11332 Fulmar Rd.
Brooksville, FL 34614

Phone: 352-583-4705

Email: bearspawquilting@gmail.com

Quilters Anonymous, Inc.

9225 Pine Island Road
Clermont, Florida 34711

Local: 352-241-6768
quiltanoninc@aol.com

Visit our shop: quiltersanon.com



LaRose Quilting Creations
Custom Longarm Quilting

Louise Isabelle

723 Challice Drive
Spring Hill, FL. 34609

352-428-8588
Nhlouise@bighthouse.com



Christmas Long Ago

by Jo Geis

Frosty days and ice-still nights,
Fir trees trimmed with tiny lights,
Sound of sleigh bells in the snow,
That was Christmas long ago.

Tykes on sleds and shouts of glee,
Icy-window filigree,
Sugarplums and candle glow,
Part of Christmas long ago.

Footsteps stealthy on the stair,
Sweet-voiced carols in the air,
Stocking hanging in a row,
Tell of Christmas long ago.

Starry nights so still and blue,
Good friends calling out to you,
Life, so fact, will always slow...
For dreams of Christmas long ago.

CHRISTMAS.365GREETINGS.COM



Merry
Christmas

