



Hernando Quilters' Guild Newsletter

November/December 2019



Website: www.hernandoquiltersguild.com

President's Message



Greetings Fellow Guild Members,

As I write this article, I am getting ready to make my return to Florida. Less than two weeks and anxious for my return and all the events that our guild will be offering.

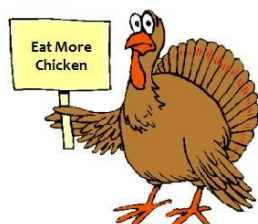
At our October meeting Charlene Brodeur will be collecting for our Mystery quilt. This has been one of our most attended classes for the last four years! Please make your checks out to "Hernando Quilters' Guild" in the amount of \$12.00. If you are not able to attend this meeting and would like to participate, please contact me by email (tompilon@provide.net) or cell phone (734-635-1560) to make arrangements. I order the patterns just after our meeting and would like to make sure this class is available for all members. We will have a few ladies helping beginners or someone that just needs help along the way. Cutting, measuring, sewing and anything we might be able to assist you with. So be sure to bring your checks so you will be able to join in on the fun!

Also, we will be collecting your final payment this month for our sewing retreat in March. If you have paid your deposit and will not be able to attend, please give me a call so that I can make arrangements to fill your spot. Our new destination seems to be very popular, and we will have a full house. Please be sure to bring your check for your balance owed.

I have received updates on our quilt show, and all seems to be falling into place. Our committees have been working very hard to make this the most successful show of all. If you have not signed up to participate, please be sure to sign up at our October meeting. We appreciate everyone's hard work!

Don't forget our November meeting is the 3rd week in November because of Thanksgiving!

Fondly.....Karen



2019/2020 Officers/Committee Chairs

President	Karen Pilon
1 st Vice Pres.	Louise Isabelle
2 nd Vice Pres. (Programs)	Bonnie DeFranco/Sharon Allard
Secretary	Beverly Abenante
Treasurer	Sharon Didden
Quilt Shop Advertising	Beverly Brown
Quilt Trips	Tekla Bell
Block/Month	Marilyn Ryder
Veteran's Quilts	TBD
2020 Quilt Challenge	Pam Russavage/Terri Coley
2020 Retreat	Karen Pilon/Sharon Allard
2019 Quilt Show Chairs	Ava Rossler/Denise Jolliffe
2019 Opportunity Quilt	Barb Theriault/Bev Abenante
Fat Quarter Drawing	Judy Thew
50/50/Food Bank	Sally Cosenza
Mystery Prize	Ann Brock
Membership	Alma Martin
Newsletter/Advertising	Barb Theriault
Communications/Web Liaison	Barb Theriault
Sunshine	Shirley Kerstetter
Webmaster	Dave Curtis

2019 Fat Quarter Schedule

January	Red/White/Pink or Hearts
February	Greens or Shamrocks
March	Earth Tones: i.e. Browns/Tans/Golds, Burgundy, dark greens, muted colors.
April	Florals or Pastels
May	Batiks Only
June	Red/White/Blue
July	Black, Grey or White
August	Beige/Tan/Neutral
September	Stripes or Plaids
October	Fall Colors
November	Christmas Theme
December	No Exchange

Happy Birthday

NOVEMBER

Laurie Pearce 4
Bonnie Hibbard 6
Debbie Burns 7
Jennifer Hayes 10
Ruthanne McGookey 13
Rosemary Willett 14
Bonnie DeFranco 18
Charlene Brodeur 20
Barbara Theriault 20
Pat Mainster 23
Donna Muro 24
Paula Lawery 25
Beverly Abenante 26
Pat Siddons 26



DECEMBER

Donna Hajdu 1
Karen Pilon 8
Mary Woolard 10
Judith Silva 11
Sharon Didden 27
Gayle Keenan 31

FIELD TRIPS

The Guild has planned the following trips for November, January and February

Friday, November 15, 2019

Trip to Quilt Show in Mt. Dora at Lake Receptions, 4425 Highway 19A, Mount Dora, FL. Meet at Publix on 41 and 50 at 9:30am.

Friday, January 17, 2020

Trip to Quilters Anonymous, 9225 Pine Island Rd., Clermont, FL and Nana's Quilt Shop in Brooksville, FL. We will meet at Publix 41 and 50 at 9:30am.

Friday, February 14, 2020

Trip to Cutting Up Fabric, 6308 Gall Blvd, Suite B, Zephyrhills, and Quilters Quarters, 4833 Allen Rd., Zephyrhills, FL. Meet at Publix 41 and 50 at 9:30am.

There will be NO trips in December.

If you have any questions, call Tekla Bell

Cell: (315) 254-1676



Raffle Block of the Month Schedule 2019/2020

Preview	Distribute Kits	Raffle	Presented By	Pattern
August	Sept	Oct	Dutchman	Ava Rossler
Sept	Oct	Nov	Temperance ?	Marylin Ryder
Oct	Nov	Jan	Temperance Tree (1920)	Marilyn Ryder
Nov	Jan	Feb	Paper Doll Dress	By Quilt Maker
Jan	Feb	Mar	Puss In The Corner	Shirley Kerstetter



* See Marilyn Ryder to sign up

Meeting Type	Day	Date	Place	Time
Board Meeting	Wed	10/23/19	Enrichment Ctr.	10:00
Guild Meeting	Thurs	10/24/19	Jerome Brown Comm. Ctr.	9:30
Board Meeting	Wed	11/20/19	Enrichment Ctr.	10:00
Guild Meeting	Thurs	11/21/19	Jerome Brown Comm. Ctr.	9:30
Guild Christmas Lunch	Thurs	12/5/19	R-Beach Restaurant Shoal Line Rd.	11:00
Board Meeting	Wed	1/22/20	Enrichment Ctr.	10:00
Guild Meeting	Thurs	1/23/20	Jerome Brown Comm. Ctr.	9:30
Board Meeting	Wed	2/26/20	Enrichment Ctr.	10:00
Guild Meeting	Thurs.	2/27/20	Jerome Brown Comm. Ctr.- Feb Challenge Due	9:30

• Long Arm Quilting Service • Machine Embroidery Supplies

Nana's Quilt Shop

• Fabrics • Notions

Owners
Coleen Poole
Mary Russell

Monday - Friday 10-5
Saturday 10-4

nanasquiltshop.com

• Classes • Kits

18851 Cortez Blvd.
Brooksville, FL 34601
352-796-0011

Let **Shirley Kerstetter**, our **SUNSHINE LADY**, 352-686-9057, know about the needs or illnesses of our members.

NEWSLETTER: Call or send any information, suggestions, correspondence, tips, or sayings dealing with quilting to **Barbara Theriault, 8181 Weatherford Ave., Brooksville, FL 34613**; e-mail: btheriault1@tampabay.rr.com; or call 352-597-8816 or Cell: 678-793-5335. Next deadline is **December 5, 2019**.

GUILD NEWS AND NOTES



- ❖ **2019 September Yard Sale** – We had a yard sale of all leftover fabric, books, notions, etc., plus items that were donated to the guild upon the death of Viola Imhof, from her family. We made about \$740.00 which was earmarked to help with additional Quilt Show printing expenses. Thank you members for your support.
- ❖ **2019 November 1 & 2 Quilt Show** The Flyer and Quilt Show Info including map to the Quarry have been posted to our website as well as a picture of our Opportunity Quilt. Barb has sent an e-mail out to other Guilds in the area and attached our flyer and info page for them to share with their groups. We are also listed on the calendar page of the Florida Quilt Network. We have purchased an 8 x 10 full page ad on the inside back cover of the Program that was handed out at Stitcher Paradise, July 18 – 20, 2019 at the Hilton Carillon, St. Petersburg. In September our ad appeared in the Country Register. Flyers and an info page have been distributed to most of the quilt shops in the area. Barb will distribute our flyer to some Restaurants and maybe store fronts that will accept it also. Ads have been placed in various Newspapers and we will have an announcement on our local Radio WWJD the week before the show. Barb has finished the Quilt Show Program and it is in the hands of our printer for 500 copies.
- ❖ **2019 QUILT SHOW OPPORTUNITY QUILT (Rosewood Cottage “Revisited”)**
The Opportunity Quilt is finished, quilted, bound and labeled. It appears on our website and we have been selling tickets at some of the other Guild monthly meetings such as Nature Coast, West Pasco and Feather Princess, so far. We sold tickets at Nana’s Quilt shop on August 2nd during their annual sale. Tickets were sold on September 7th at Scrap & Sew in Lutz during their demo days and September 14th at Happy Apple in Tampa. They also advertised our opportunity quilt at their shop news along with a picture I had sent them. Several of our members have already purchased their suggested \$10.00 worth of tickets and continue to do so. We are asking each member to be responsible for 12 tickets (6 for \$5.00) total of \$10.00 each member, and pay for them in advance when you sign up for your ticket packet. Tickets will be sold on Friday, October 25th at the Brookridge Friday Night Bingo which should reach a lot of people. Tickets will be available for sale next to the admissions table throughout the Quilt Show as well. The drawing will take place about 2:00pm on November 2nd, which is the last day of the show.
- ❖ **2019 CHRISTMAS LUNCHEON – December 5th** – Our Christmas Luncheon will be at **R Beach this year on December 5th**. It will be buffet style with 3 choices at a cost of \$30.00 per person. **We will be doing a \$20.00 gift exchange. If you bring a wrapped gift, you will receive a wrapped gift.** Sign-up sheets will be available at the October meeting and the cost of (\$30.00) will be due no later than the November meeting.
- ❖ **2020 LAKE YALE RETREAT – MARCH 9 – 12, 2020** – The Coordinator for this Retreat is Karen Pilon. The cost of this Retreat for a double room will be \$260.00 per person. If you wish to have a room to yourself, it will cost \$335.00 per person. We have about 45 ladies going and they have already paid the initial deposit of \$100.00 that we requested to help offset cost of contract down payment. The balance of your fee is due by the October meeting. You were told you can make a few installment payments up until you pay the balance in October if it is easier for you. Don’t forget to make your checks out to Hernando Quilters’ Guild and give them to Sue House at the October meeting. Room assignments will be handled by Sue House and Karen as time gets closer, taking requests into consideration. I am sure there will be e-mails with directions and itineraries after the 1st of the year. More info to follow.
- ❖ **Nominations For Our Year End Charities**– As most of you are aware we vote at our November meeting on the charity to receive \$300 in December. What our Treasurer would like you to do is contact her with a charity of your choice as soon as possible, so she can add it to the voting list for November. The sooner you give her the name of your charity and something about them, she can research details and add them to the list. There are so many organizations out there that could use our funds, but we have to narrow it down to one finalist. Let’s see who we can help this year?
- ❖ **2020 GUILD CHALLENGE** – The “The Roaring 20’s” is the theme for the 2020 Challenge in honor of moving into the next decade of the 21st Century. The due date for this challenge will be **February 27, 2020** Guild meeting. See page 6 for some ideas and rules. If you have any questions you can call Pam Russavage or Terri Coley, our challenge coordinators for 2020.





QUILT SHOWS/RETREATS



November 1st and 2nd 2019 Brooksville, FL Hernando Quilters' Guild Presents:

"Color Explosion" 2019 Quilt Show

Hernando County Mining Association Enrichment Center (The Quarry)

800 John Gary Grubbs Blvd., Brooksville, FL 34601 (352-544-5900)

(Off Route 41 (1/2 mile north of SR 50/41 intersection))

Friday November 1, 2019 – 10:00am to 4:00pm

Saturday November 2, 2019 – 10:00am to 3:00pm

Admission: one day \$7.00 – Two days \$10.00 – FREE PARKING

Over 100 Quilts, Vendors, Boutique, Silent Quilt Auction, Opportunity Quilt Raffle, and Gift Basket Raffle.

November 15-16, 2019 Mt. Dora, Florida "FANTastic" Quilt Show

Our show is hosted at Lake Receptions, 4425 Highway 19A, Mount Dora, FL 32757.

Join us to view almost 200 unique quilts and items on display. Shop at our many trend setting vendors and enjoy our large boutique. We have demonstrations of new techniques and products throughout the day and fashion shows each day around noon. Bring your quilts to have them appraised and your scissors to have them sharpened.

Again we will have a silent auction of fine art, a mini-auction of hand-made creations, and a booth of quilts for sale.

In the atrium, there are tables and chairs to relax and have lunch. Lake Receptions will have salads, sandwiches, sweets and drinks for purchase. Admission is \$10.00 each day; parking is free and buses are welcome.

Admission for groups of 25 or more is \$9.00. USA currency and checks are the only means of payment for entry.

Vendors accept credit and debit cards as well. Please direct email inquiries to this address: quiltshowchair@lakequiltguild.com.

Friday November 22nd – Saturday, December 7th - HAPPY HARVEST SHOP HOP IN CENTRAL FLORIDA

13 Grand Prize winners \$75

13 Second Place Winners \$50

Passports cost \$5 prior to shop hop, \$6 during shop hop

At each store you will get a different post card pattern from Villa Rosa Designs

Shops Included:

Bernina Sewing Centre, Lake Mary, Kathy's Quilt Studio, Titusville, A Material Girl Quilt Shop, Eustis, The Quilt Place, Rockledge, Quilters Anonymous, Inc. Clermont, Quilts & More, Orlando, A Quilting Palette, LLC, Lade Lake, Sew-Mini Things, Mount Dora, The Sewing Garret, Daytona Beach, The Sewing Studio, Maitland, Sewing Studio, Lady Lake, Sharkys Sew n Vac, Wildwood Wandering Stitches, Orlando

January 24 – 25, 2020 Ladies Of The Lakes – Quilters of Lakeland Quilt Show.

To be held at at First Presbyterian Church, 175 Lake Hollingsworth Dr., Lakeland, FL from 10am to 4pm each day

January 24 – 25, 2020 - QUILT SHOW IN THE VILLAGES

The Quilting Guild of The Villages - Marketplace 2020 to be held at Rohan Recreation Center, 850 Kristine Way, Wildwood, FL. 34785. \$5 per day, per person. Friday, 1/24-9a-5p. Saturday, 1/25-9a-4p. 30 vendors-one location. Two great days of fun, shopping and prizes. www.QGOTV.org Pat Reed 352-350-6923





2019 Calendar of Classes



The following is the Regular Class Schedule from our VP's Programs – Sharon Allard/Bonnie DeFranco, that we have for January and February. You will sign up for these classes at the Program table up front. These classes have a \$5.00 fee.

January		
January 14 th , 2020	Mystery Quilt (Part One) (at the Quarry)	Karen Pilon
January 21 st , 2020	Machine Embroidery (Enrichment Center)	Tekla Bell
February		
February 11 th , 2020	Mystery Quilt (Part Two) (at the Quarry)	Karen Pilon
February 18 th , 2020	Machine Embroidery (Enrichment Center)	Tekla Bell

The September Meeting Yard Sale



We had a yard sale of all leftover fabric, books, notions, etc., plus items that were donated to the guild upon the death of Viola Imhof, from her family. We made about \$740.00 which was ear-marked to help with additional Quilt Show printing and advertising expenses. Thank you members for your support.

Collection Of Quilts For the Show



Ava and Denise have been working hard collecting the first round of quilts for the November show. The ladies were asked to bring in their finished quilt in a pillowcase with a copy of their registration pinned to the pillowcase to identify their quilts. The final submission of quilts for the show will be at the October meeting.

Guild Challenge - 2020

The 2019 Guild Challenge winners of “Best of Show” and “Viewer’s Choice”, Pam Russavage and Terri Coley have chosen “The Roaring 20’s” as the theme for the 2020 Challenge in honor of moving into the next decade of the 21st Century. The due date for this challenge will be February 27, 2020 Guild meeting. Below you will find more details and instructions regarding the challenge.


2020 Hernando Guild Challenge

The Roaring 20’s

The 2019 Guild Challenge winners of “Best of Show” and “Viewer’s Choice”, Pam Russavage and Terry Coley, have chosen “The Roaring 20’s” as the theme for the 2020 Challenge in honor of moving into the next decade of the 21st Century.

The 1920’s were nicknamed “The Roaring 20’s” due to the exuberance, drama and boisterousness of the decade. You could incorporate these elements into your quilt with color, fabric and embellishments. Historically, the 1920’s are known for women’s suffrage, Hollywood’s golden era, popularization of the automobile, prohibition and speakeasies, jazz, the new woman (flappers), Frank Lloyd Wright, Art Deco, Modern Abstract art and the stock market crash, to name a few. You may want to base your quilt on one of these subjects. You may want to play off the theme title; using animal prints or 20 different fabrics, or even 20-20 vision. You can use a purchased quilt pattern, or design one of your own, create a mini quilt, wall hanging or pillow.

Let your imagination roar in celebration of a new decade.



- Categories: Entries will be judged in one category.
- Judging: We will again try to bring in an outside judge and will have “Best of Show”, 1st place, 2nd place, and 3rd place. Guild members will vote for the winner of “Viewer’s Choice”.
- Quilting: You must have hand or machine quilting on your entry.
- Size: No smaller than 16X16 and no larger than 45x60. If your entry is smaller or larger than the specifications, **your entry will not be judged.**
- Due Date: February 27, 2020 – Guild Meeting
- Rules: You are not allowed to use a project that has been made previous to this challenge. It must be made between March 28, 2019 and February 27, 2020. There will be a sign-up sheet when you turn in your entry and you must have your name on the back of the entry.



THIS & THAT



5 Simple Ways To Organize Fabric

Do you suffer from SABLE syndrome (Stash Accumulation Beyond Life Expectancy)? If you do, you've come to the right place! To us, SABLE seems not so much a syndrome—it's more of a sign. A GOOD sign that you're a dedicated quilter who always has piles of muses at the ready. After all, when it comes to fabric, the more the merrier! Even if you're new to stash building, it helps to keep your fabrics corralled so you can easily find what you want, when you want. So today we're sharing a few easy-to-implement ideas for organizing fabric—because when you've got a system to help you keep track of all your treasures, you'll be ready to sew whenever inspiration strikes!

1. **Fold, fold, fold.** When you fold your fabrics to a uniform size, they're easier to stack (and prettier to look at). Follow these steps: • Use a 6"- or 8"-wide acrylic rotary-cutting ruler to wrap fabric around until the piece is fully folded around the ruler.



Slide the ruler out of the fabric until the folded piece measures to the uniform size you want (in this example, the fabric is folded to form a 5" rectangle). Fold the fabric onto itself with the ruler still in place. The ruler's edge will create a crisp fold. Remove the ruler and fold the fabric onto itself, keeping the size of the fabric folds at 5" (or whatever size you desire).

Stack folded fabrics on a shelf, or stack them vertically in a basket or bin with the fold in the fabric facing front. And speaking of bins and baskets.



2. **Bins, baskets, and boxes, oh my!** Containers of all sorts come in handy when organizing your stash, especially if you don't have much room to spare. Matching containers are nice, but if the cost of buying several at a time is holding you back, take a look around the house—any container will do. From there you can organize fabric by color, size, style, or type of precut. Think about how you select fabrics for a quilt to determine which categories will work best for you. Whether you stack your containers in a closet, slide them under the bed, or place them on shelves in your sewing room, seeing your stash at a glance makes it easy to start a new project.

3. **A "shoe"-in for fat quarters.** Amassed a LOT of single fat-quarter cuts over time? Kim Diehl's clever idea for storing them is perfect—use an over-the-door shoe holder! Rolling or folding fat quarters uniformly will give your stash a tidy look.



4. **Scrap-happy solution.** Because scraps tend to be small and oddly shaped, they can get lost in a shuffle of yardage or precuts. But sort them by color and put them in see-through glass jars? They become so pretty, you'll want to put them on display.



5. **Why organize when you can decorate?** No need to hide away every fabric in a bin or basket—instead, turn your favorite cuts into a display you'll love to show off. We adore what "Sunday Best Quilts" coauthor Sherri McConnell calls her "library stack" approach:






THIS & THAT....Continued



A Poem Worth Repeating

I published this poem in the July/August 2017 Newsletter, but we have had so many new members since then, I think it bears repeating. It warmed my heart, but also made me feel a little sad as well, thinking of days gone by. Because of my affinity for old fashioned things, I fell in love with it. The History is in the poem. Enjoy!



THE PATCHWORK QUILT

By Inez Culver Corbin

The Little French Doll on the bureau sat
And I wondered what she was staring at.
It wasn't the rug with the braided row
Or the door-stop cat that stood just so,
But the Patchwork Quilt on the walnut bed.
"Oh, where did you get your colors," she said,
"Of blue calico and pink crinoline
And checker-board checks as straight as a pin?"

"I was made in the days of the Lamplight Glow
By a Dear Little Girl that I used to know,"
Said the Patchwork Quilt with a pensive air
To the Little French Doll with the golden hair.
"This calico patch of daintiest hue
Just matched her eyes of a violet blue,
And her hair hung down in a flaxen braid.
As she romped and played 'neath the locust shade.

"This pink was a piece of a dimity gown
That she wore when the soldiers marched into town.
To the drum's wild beat and the cannon's roar
She said good-by at the swinging door
To the lad who never came back to see
Her waiting beneath the locust tree.
I'll always remember this white one, I guess,
For this was to be her wedding-dress.

"This Dear Little Girl that I used to know
Comes drifting back from the Long Ago.
She stitched her hopes and her rosy dreams,
Her smiles and her tears in these tiny seams,
And she lives today as in days gone by."
But the Little French Doll made no reply.
She sat very still with the dreamiest stare,
And I saw a tear-drop glisten there.

Recipe Corner

Short Rib Cobbler

Ingredients

- 1/2 cup plus 3 tablespoons all-purpose flour, divided
- 1-1/4 teaspoons salt, divided
- 1/2 teaspoon pepper
- 2 pounds well-trimmed boneless beef short ribs, cut into 1-1/2-in. pieces
- 5 tablespoons olive oil, divided
- 1 large onion, chopped
- 1 medium carrot, chopped
- 1 celery rib, chopped
- 1 garlic clove, minced
- 2 tablespoons tomato paste
- 5 cups beef stock
- 1 cup dry red wine or additional beef stock
- 1 teaspoon poultry seasoning
- 1 bay leaf
- 1 package (14 ounces) frozen pearl onions, thawed
- 4 medium carrots, cut into 2-inch pieces



COBBLER TOPPING:

- 2 cups biscuit/baking mix
- 2/3 cup 2% milk
- Fresh thyme leaves

Directions

1. Preheat oven to 350°. In a shallow bowl, mix 1/2 cup flour, 3/4 teaspoon salt and pepper. Dip short ribs in flour mixture to coat all sides; shake off excess.
2. In an ovenproof Dutch oven, heat 3 tablespoons oil over medium heat. Brown beef in batches. Remove from pan.
3. In same pan, heat remaining oil over medium heat. Add onion, chopped carrot and celery; cook and stir 2-3 minutes or until tender. Add garlic; cook 1 minute longer. Stir in tomato paste and remaining flour until blended. Gradually stir in stock and wine until smooth. Return beef to pan; stir in poultry seasoning, bay leaf and remaining salt. Bring to a boil.
4. Bake, covered, 1-3/4 hours. Stir in pearl onions and carrot pieces. Bake, covered, 30-45 minutes longer or until beef and onions are tender. Skim fat and remove bay leaf.
5. In a small bowl, mix biscuit mix and milk just until a soft dough forms. Drop by scant 1/4 cupfuls over beef mixture. Bake, uncovered, 40-45 minutes longer or until topping is golden brown. Sprinkle with thyme.

Show & Tell September



Denise Jolliffe displaying her beautiful Rose Wall Hanging and her Stack & Wack Table Runner. Nice Job Denise.



Maggie Hennessy made this cute reversible Teapot Apron. Very clever!



Judy Thew taught some classes on these table runners recently. They are really beautiful.



Anne Koetter is showing her sunflower wall hanging and her table runner. Nice job Anne.



Gail Wright – What a really nice Circle Quilt. The background fabric really shows off the colors. Great Job!



One of our new members, Sheila Remington Jones displays her fall color quilt called "A Crooked Mile" Love the colors! Welcome to our Guild Sheila!



Connie Jablonsky is showing her Gorgeous Girls Quilt which was inspired by the mixed media class she took from Barb Theriault. She is also showing samples from the embroidery class she took from Bev Abenante. Great job Connie!

Show & Tell September - Continued



Pam Russavage is showing her Fala Dog. How cute! She is also showing her small wall hanging called "Sew Happy" Nice job Pam!



Debbie Springer is showing her "Peaches" Wall hanging. That's her dog "Peaches" in the corner 3D. Original idea. Nice Job!



Emily Hamilton displays a wedding quilt that she made. Cathedral Windows - Big Job! Also she made a small wall hanging of Lighthouses and ships on the right. Nice Emily!



Jamie Crowe displays her "Bear Paw" Antique Quilt. Very nice Jamie.



Louise Isabelle displaying her "Square On Point" Quilt. This is a very popular pattern and has been taught a few times, but look at the back - wow! Nice Louise.

Advertising



BERNINA
SEWING CENTER

Authorized BERNINA Dealer

**In-Store Factory Trained Technician
Service and Repairs on most Makes and Models**
Classes - Notions - Threads - Books
Fabrics and much more...

www.berninapaff.com Email: berninatpa@aol.com

Hours: Mon - Thurs 10-6
Fri 10-5
Sat 9-4

**5405 E Fowler Ave
Temple Terrace FL 33617
813-969-2458**




Pat Wilkinson
pipsqeak@verizon.net
www.quilttilyouwilt.net
727-862-6141

9609 Fulton Ave
Hudson FL 34667

Tues-Fri 10am-5pm
Sat. 10am-3pm
Fri 7pm-9pm

*Custom Machine Quilting
Professional Embroidery*




Lisa LaPointe
V. P.

Lynn Haberl
President

Inspire! Quilting & Sewing, Inc.
101 N Collins
Plant City, FL 33563
813 704 4867

brother
at your side
Anita Goodesign™
EMBROIDERY DESIGNS • EVENTS • EDUCATION

www.inspirequilting.com
www.facebook.com/inspirequilting



14215 7th St.
Dade City, FL 33523
Mon - Sat 10-5
Thurs 10-8

Fabric • Books • Patterns
Notions • Classes • Gift Items

Owner: Donna Lillibridge Ph: 352-518-0003
Manager: Carol Bradshaw Fax: 352-518-0022
Website: quiltsoplumlane.net Email: plumlanedl@cs.com

A & A WHITE SEWING CENTER
AUTHORIZED BABY LOCK DEALER - MACHINE SALES AND SERVICE

Sherrie & Mike Mauzy
3307 US Hwy 19
Holiday, FL 34691
727-232-6718



www.aawhitesewingcenter.com
whitesewingcenter@gmail.com facebook.com/sewhappy2016/

QUILTING • FABRIC • EMBROIDERY • CLASSES • AND MORE



16541 Pointe Village Dr. • Suite 108 • Lutz, FL 33558
813-749-0888 • www.scrapandsew.com
email: lori@scrapandsew.com

Mon-Fri 10am-6pm • Sat 10am-5pm

Quality Quilt Shop Fabrics • Notions and Patterns
Classes / Private Lessons
Embroidery Software • Software Training
Online Fabric Store

Exclusive PFAFF and Husqvarna Viking Dealer
for Sewing Machine Sales & Service






Husqvarna VIKING

Brigitte's Quilting
Quilting is my passion

Brigitte Kasm
Quilter


14944 Lancer Road
H 1-727-379-0274 / C 1-727-207-2485
bk.paws@hotmail.com



Donald Bunn's Machine Quilting

Donald Bunn
Owner/Operator

963 E. Wacker St.
Hernando, FL 34442
(352) 533-3027
Dbunn4@Tampabay.rr.com



Advertising



Becky Garland - Owner
Allyson O. - Manager

EPIC TEAM

Marge, Brandon, Marie G.,
Marie L., Jasmin, Colleen

Website:

www.fabric-warehouse.net

Facebook:

Fabric Warehouse

Email

fwarehouse@tampabay.rr.com



Phone (863) 680-1325

Monday - Saturday 10 am - 5:30 pm

Over 4,000 bolts of fabric

"A Truly Unique Shopping Experience!"

A-WHITE SEW & VAC

- Sewing Machines
 - Vacuum Cleaners
- REPAIRS ON ALL MODELS

Airport Plaza • 979 N. Suncoast Blvd. • Crystal River, FL 34429 • 352-563-5338

Paddock Park Village • 3101 S.W. 34th Ave. #802 • Ocala, FL 34474 • 352-854-0022

La Plaza Grande South • 980 Bichara Blvd. • The Villages, FL 32159 • 352-753-0219

ocalasewing.com

SEW & SAVE

SALES & SERVICE

JUKI & NECCHI DEALER

TOWN SQUARE MALL

3021 US 19 UNIT 270


SPRING HILL, FL. 34606

352-684-5445

WWW.SEWNSAVE.NET

RANDY KASBERG

SEWNSAVE@ATT.NET




LaRose Quilting Creations
Custom Longarm Quilting

Louise Isabelle

723 Challice Drive
Spring Hill, FL. 34609

352-428-8588

Nhlouise@brighthouse.com



Bear's Paw Quilting, LLC

Edge to Edge & Custom Longarm
Machine Quilting

Laurie Pearce
Owner & Longarm Machine Quilter

11332 Fulmar Rd.
Brooksville, FL 34614

Phone: 352-583-4705

Email: bearspawquilting@gmail.com



Full Service Quilt Shop and
Longarm Quilting Training Facility
Fabric, Thread, Notions and Classes!



Sales, Service, Classes, Machine Rental

13013 W Linebaugh Av, Tampa

www.HappyAppleQuilts.com 813-925-9037

www.FloridaQuiltingCenter.com 813-855-2857