



# Hernando Quilters' Guild Newsletter



## MAY/JUNE 2023

Website: [www.hernandoquiltersguild.com](http://www.hernandoquiltersguild.com)

### President's Message



Dear Friends,

I hated sewing in 'HomeEc' class. We had the big old industrial machines which were difficult to thread and were just clunky. So, I just did what I had to do to get the "A" and move on. Fast forward to the next decade and I saw a beautiful hand applique block that a friend made and I got the bug, fever, burning desire or, whatever you want to call it. And I was off and running.

My first pieced quilt was the log cabin block and primarily blue. I was so proud of that quilt! The quilt is no longer in existence – we loved it, used it, washed it, played on it, and basically in the end it finally fell apart. I might have one block left that I use for teaching to show the use of batting and the quality of fabric.

So, at this point I know nothing about color or quality of fabric. I join a quilt guild. Oh my goodness, the quilts these ladies brought for show and tell were exquisite. I felt like I would never get to a point where I could stand up and show something I made. By this point, I thought I was good enough that I didn't need classes, nor did I want to spend the money on classes, because I could use it for fabric and books. Then one day a quilting friend suggested that taking a class will only increase my knowledge, friendships and in the end my quilting.

A few years later I decided to go to California and take Eleanor Burns teacher training. It was a gift of a lifetime. Eight hours or more a day with 14 other women soaking up all the knowledge we could. Eleanor is an amazing businesswoman! I came home, wrote a script and started teaching. BUT I still take classes to learn new techniques and love the comradery with other quilters.

I asked a new guild member recently if she was going to hang a quilt in the November show and she said 'Oh, my work isn't good enough'. We all start somewhere and the encouragement from others is what keeps us going. I hope she remembers this conversation and will gather up the courage to show her work. We are all here to support each other. Reach out to someone sitting alone at a meeting, looks new or a bit intimidated and uncomfortable. This person could be your best friend by the end of the year!

Best,  
Eileen

### 2023/2024 Officers/Committee Chairs

President	Eileen Gorzelic
1 <sup>st</sup> Vice Pres.	Ann Brock
2 <sup>nd</sup> Vice Pres. (Programs)	Sandy Wesley/Penny Dyer
Secretary	Sharon Kenny Didden
Treasurer	Raelee Russavage
Quilt Shop Advertising	Barb Theriault
Quilt Trips	Louise Isabelle
Block/Month	Marilyn Ryder
2024 Retreat (March)	Karen Pilon
2023 Quilt Show	Sharon Didden/Cindy Fitzgerald
Fat Quarter Drawing	Judy Thew
50/50/Food Bank	Sally Cosenza
Mystery Prize	Jennifer Hayes
Membership	Judy Bukowski
Newsletter/Guild Ads/Comm	Barb Theriault
Sunshine	Bonnie DeFranco
Facebook/Pinterest	Kristin Kelley
Website Liaison	Eileen Gorzelic
Webmaster	Dave Curtis

### 2023 Fat Quarter Schedule

January	Red/White/Pink or Hearts
February	Greens or Shamrocks
March	Earth Tones: i.e. Browns/Tans, Golds, Burgundy, dark greens, etc.
April	Florals or Pastels
May	Batiks Only
June	Red/White/Blue
July	Black, Grey or White
August	Neutrals: Beige/Tan/Cream
September	Fall Colors i.e. Golds, Orange, Browns, Reds, Yellows
October	Any Fat Quarter you want to enter, but no more than 5 per person.
November	Christmas Theme
December	No Exchange

## Happy Birthday

### MAY

Sharon Allard 10  
 Diane Bailey 14  
 Patty Richey 14  
 Sheila Jones 20  
 Darlene Sutter 20  
 Mary Elizabeth Bon 23  
 Karen Greenberg 30



### JUNE

Alice Comer 5  
 Pam Russavage 6  
 Connie Jablonsky  
 Debbie Kolbasiuk 11  
 Ellen Barnes 11  
 Dottie Raymer 14  
 Lynn Caulkett 18  
 Sally Cosenza 23  
 Bonnie Holliday 26  
 Paulette Curtis 27  
 Ann Brock 28  
 Maryann Wilkinson 30



## Raffle Block of the Month Schedule 2023/2024

Preview	Distribute Kits	Raffle	Pattern	Presented By:
Feb	Mar	Apr	Barn	Jennifer Hayes
Mar	Apr	May	Crazy Quilt	American Quilter
Apr	May	June	Flamingo	Angela Huffman
May	June	July	Seminole Patchwork	Cheryl Bradkin
June	July	August	Amish Lone Star	Needlart Guild
July	August	Sept	Scaredy Cat	American Quilters

\* See Marilyn Ryder to sign up

## FIELD TRIPS for May/June

### Friday, May 9<sup>th</sup>

We will be going to Heartfelt Quilting and Heart To Heart Quilting, both in Winter Haven. Lunch will be at the Barn in Lake Alfred. Meet at Publix on Cortez (50) and Broad St. (41) at 9:00am.

### Friday, June 16<sup>th</sup>

We will be going to Sweet Darlings and Scrap and Sew, both in Lutz. Lunch to be decided later. Meet at Publix on Cortez (50) and Broad St. (41) at 9:00am.



Meeting Type	Day	Date	Place	Time
Board Meeting	Wed.	4/19/23	Quarry	10:00
Guild Meeting	Thurs.	4/27/23	Krueger Enrichment Ctr.	9:30
Board Meeting	Wed.	5/24/23	Quarry	10:00
Guild Meeting	Thurs.	5/25/23	Krueger Enrichment Ctr.	9:30
Board Meeting	Wed.	6/21/23	Quarry	10:00
Guild Meeting	Thurs.	6/22/23	Krueger Enrichment Ctr.	9:30
Board Meeting	Wed.	7/26/23	Quarry	10:00
Guild Meeting	Thurs.	7/27/23	Krueger Enrichment Ctr.	9:30
Board Meeting	Wed.	8/23/23	Quarry	10:00
Guild Meeting	Thurs.	8/24/23	Krueger Enrichment Ctr.	9:30

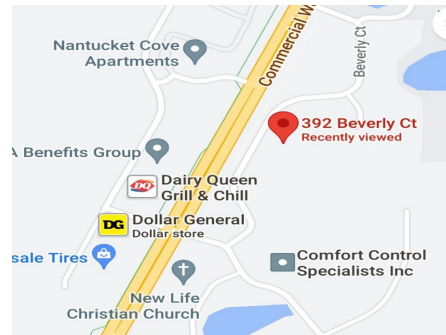
Let our **SUNSHINE LADY**, Bonnie DeFranco (352-942-7336), or [sewingnurs1118@gmail.com](mailto:sewingnurs1118@gmail.com) know about the needs or illnesses of our members.

**NEWSLETTER:** Call or send any information, suggestions, correspondence, tips, or sayings dealing with quilting to **Barbara Theriault, 8181 Weatherford Ave., Brooksville, FL 34613**; e-mail: [btheriault1@tampabay.rr.com](mailto:btheriault1@tampabay.rr.com); or call 352-597-8816 or Cell: 678-793-5335. Next deadline is **June 5th, 2023**

## GUILD NEWS AND NOTES



KRUEGER ENRICHMENT CENTER  
392 BEVERLY COURT  
SPRING HILL 34606



- ❖ **2023 NEW GUILD MEETING VENUE** Krueger Enrichment Center, 392 Beverly Court, Spring Hill, FL. We will no longer be at Jerome Brown. We have attached a Map to the new Krueger center.

- ❖ **2023 UFO CHALLENGE**– \$5.00 to pay to join in on the fun! Starting in February and ends at the November 2023 Meeting. Make a list on the form provided in a previous mailing of your unfinished projects and turn your list in at the February meeting. As each UFO is completed you get a raffle ticket for a drawing in November 2023. The UFO must be: Quilted, Bound, Label affixed to back, unless the UFO is something other than a quilt that might preclude a label. i.e. purse, bag, clothing.
- ❖ **2023 Hernando Quilters Sampler Quilt** Penny Dyer is running this challenge which will start in May 2023. Participants will receive new blocks each month, through April 2024. They will get instructions for 12-12.5”(12 inch finished). There will be months with 6”blocks, to make x4 for the 12” block. The committee thinks quilt blocks will be a good STASH BUSTER. April 2024 will also include sashing and border instructions. Completed quilt should be 56”x70”.
- ❖ **2023 QUILT SHOW**– The dates for the show are November 3<sup>rd</sup> and 4<sup>th</sup>, 2023. The venue for the show will be at the Parish Hall at St. Joan of Arc Church 13485 Spring Hill Drive, Spring Hill, FL. Sharon Kenny Didden and Cindy Fitzgerald will be co-chairpersons for the show. We need more volunteers in order to have a successful show, so please volunteer some of your time. See Cindy Fitzgerald at the meeting to sign up, or let Sharon Kenny Didden know. We are well on our way with Make and Donate classes to make items for our Craft/Quilt Boutique at the Show. You can also make items on your own and turn them in.
- ❖ **2023 OPPORTUNITY QUILT**– The Chairperson for the Opportunity Quilt is Anne Koetter. The Quilt Raffle Tickets were designed by Barb Theriault and are available for sale at each of our meetings and at various shops and venues throughout the year. Tickets will also be sold at the Quilt Show on November 3<sup>rd</sup> and 4<sup>th</sup> with the drawing taking place on November 4<sup>th</sup> at 2:00pm. You need not be present to win. The Quilt is called “**SNAILS AT SEA**” and it measures 86” x 96”. Each member is being asked to purchase at least 2 sets of 6 for \$5.00.



*Snails At Sea (86 “ x 96”)*

- ❖ **2024 LAKE YALE RETREAT – Monday, March 4th to Thurs March 7th 2024** – Karen Pilon has secured the date for our 2024 Retreat at Lake Yale. We will be in the lighter, but a little smaller room in the building next to the Magnolia Dining Hall. Our Pods will be 4 Pods instead of 6 Pods due to limited space, so It was asked of people at the 2023 Retreat to give a \$100 deposit made out to Hernando Quilters’ Guild, to our treasurer, Raelee Russavage, if they wish to go in 2024. If you were not at the 2023 Retreat and want to go in 2024, please get your deposit in as soon as possible to secure a spot. The cost has increased to \$320.00 for a double room. For your advance planning - Fat Quarters for 2024 Retreat- bring 6 and colors are Lime Green and Royal Blue.

# QUILT SHOWS



The **All Florida Shop Hop** brings together sewing and quilting enthusiasts from across Florida and neighboring states. The event will run March 1 through April 30 in 2023. The **All Florida Shop Hop Magazine** is your guide to all things about the event, participating stores and sponsors. The Magazine also includes valuable patterns, projects and articles along with the official passport and map. Each participating store offers the exclusive Shop Hop fabric and fun give-aways. Participants have their passport stamped at each store they visit to qualify for additional prizes.

## ❖ Jacksonville, FL - September 14 to 16, 2023 QUILTFEST 2023

**Prime F. Osborn III Convention Center, 1000 Water Street,  
Jacksonville, Florida**

**Thursday, Friday & Saturday - 9:00 a.m. – 5:00 p.m.**

**Tickets will be available at the door.**

**Admission: \$15.00**

**Children under 12 are free**

**Senior Thursday, 60+: \$14.00**

**Military: \$14.00 with ID**



## ❖ November 3<sup>rd</sup> & 4<sup>th</sup>, 2023 Hernando Quilters' Guild, Inc. Presents "Sew It Up" Quilt Exhibit & Craft Show

**Time: Friday – 10am to 4pm**

**Saturday – 10am to 3pm**

**Place: Parish Hall at St. Joan of Arc Catholic Church  
13485 Spring Hill Drive, Spring Hill, FL 34609**

**General Admission: \$10.00**

**Quilts On Display – Vendor Booths – Craft Boutique – Raffle Baskets – Opportunity Quilt – Wall Hangings for Sale – Food Served by Knights of Columbus**

## ❖ November 10 & 11, 2023 Lake County Quilters Guild Presents FANTastic Quilt Show At the Venetian Center, 1 Dozier Circle, Leesburg, FL 34748

**Friday 9am to 5pm, Saturday 9am to 4pm. Admission: \$10.00**

**Boutique sales, Quilt Raffle, Baskets, Door Gift, Demos, Vendors**





# Lake Yale Retreat - 2023

On March 6<sup>th</sup> to March 9<sup>th</sup>, 2023 approximately 42 members attended our 9<sup>th</sup> annual Quilting Retreat. For the 4<sup>th</sup> time it was held at Lake Yale Baptist Conference Center, 39034 County Road 452 in Leesburg, Florida. Our Chairperson again this year was Karen Pilon along with her many helpers. We had 3 days and nights of sewing, eating, relaxing, laughing and being with friends. Everyone had a wonderful time. Here are a few pictures of the retreat.



## And Sew The Creativity Begins!



The "Left, Right, Center" game was played again at this year's Retreat. The ladies were asked to bring in 5 fat quarters in the color combination of Aqua and Pink. We had 3 tables of ladies each. The winners this year were Doris Brehm, Lu Stockton and Bev Abenante.



There goes Barb Theriault still working on her Red Work Quilt for the 3<sup>rd</sup> year. Of course she has made other Quilts in-between, but is finally hoping to have this complete by Quilt Show 2023. She's making headway!



Our President; Eileen Gorzelic and Treasurer; Raelee Russavage enjoying the Retreat.



There was a young group of teens also spending time at Lake Yale and while on line for dinner they decided to make an archway respecting their elderly. We being the elderly, darn! Karen Pilon having a good laugh.!



Kathy Bixby, our expert hand sewer having a good time!



Penny Dyer with concern for our physical welfare, is leading an exercise routine about every hour to keep us from sitting too long lest we either get stiff joints, or in some cases, fall asleep at our sewing machines. Great Fun!



Sally Marra – "measure twice, cut once" is her motto! Way to go Sally!



Millie Singleton – What a cute Gnome wall hanging.



Sandy Wesley – Rt. Is working on a beautiful round pillow of many colored petals. Can't wait to see that one finished. Way to go Sandy!

# 2023 Quilt Retreat - Continued



Louise Isabelle getting ready to piece her quilt.



Judy Thew mastering another paper-pieced pattern.



Bev Abenante, an amazing hand embroidery talent.



The New Hampshire Sisters, Monica Sheppard and Charlene Brodeur showing off their most recent purse projects.



Tekla Bell and Kathy Chapman enjoying the process.



Sheila Jones piecing a colorful quilt. It must be coming along well because she is smiling!



Darla Matthews and Lu Stockton! Are we having fun Yet Ladies???



Ava Rossler and Denise Jolliffe enjoying the Retreat. Way to go girls!



# CLASSES



## 2023 Calendar of Classes



Date	Quarry – 800 Gary Grubbs Blvd. Brooksville, FL	New Enrichment Center – 392 Beverly Court, Spring Hill, FL	Instructor	
	<b>TUESDAY</b>	<b>THURSDAY</b>		
<b>MAY</b>				
2 <sup>nd</sup>	Charger/ID/Key FOB		Multi Teachers	
4 <sup>th</sup>		Casserole	Sharon Didden	
9 <sup>th</sup>	UFO Open Machine Sew		Multi Teachers	
11 <sup>th</sup>		M/D Infinity Scarf	Kristen Kelley	
16 <sup>th</sup>	Wine Tote		Multi Teachers	
18 <sup>th</sup>		Open Hand Sew	Limit 10	
<b>JUNE</b>				
1 <sup>st</sup>		Open UFO		
6 <sup>th</sup>	Drapes			
8 <sup>th</sup>		M/D UFO		
13 <sup>th</sup>	Drapes			
15 <sup>th</sup>		Open Hand Sew	Limit 10 people	
20 <sup>th</sup>	Drapes			
<b>JULY</b>				
4 <sup>th</sup>	NO CLASS			
6 <sup>th</sup>		Embroidery Coaster	Raelee Russavage	
11 <sup>th</sup>	Poppins Bag 10 Limit		Raelee Russavage	
13 <sup>th</sup>		Folded Wreath/Star	Multi Teachers	
18 <sup>th</sup>	Christmas In July			
20 <sup>th</sup>		Hand Sew	Limit 10 people	

# Show & Tell March 2023

I JUST WANT  
To Create  
PRETTY  
THINGS  
And Ignore  
ALL MY ADULT  
Problems!

There was a large participation in this year's Mystery Quilt. Depending on the color combos, each quilt takes on a life of its own! Below are only some pictures of the Mystery Quilts.



Sandy Wesley taught a class on the Spring Baskets and some ladies are showing their completed baskets. Nice job ladies.



Linda Wells is showing her stained glass Poppy wall hanging. Beautiful!



Sandy Wesley is showing her round pedals pillow that she finished at Retreat. Great job Sandy!



Patty Richey is showing two items she made. The large Poppins Bag and a cute fall wall hanging. Great job Patty.



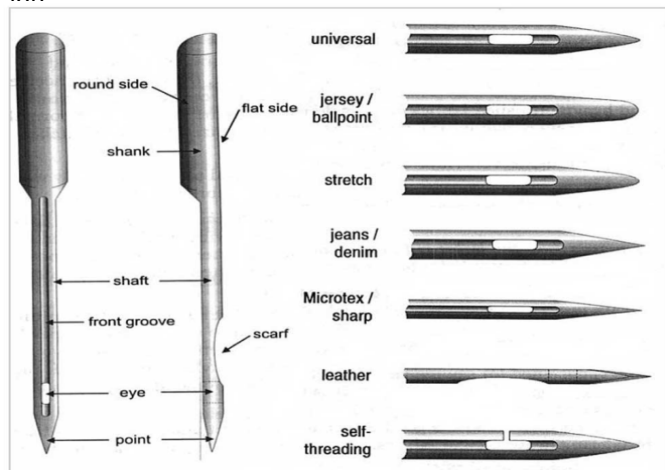
**Note from Editor:** Due to amount of pictures and space in the Newsletter, I am not always able to put all the show & tell pictures in, but be assured I have saved all of your pictures and they could appear in another newsletter down the road.



# This & That

## Anatomy of a Sewing Machine Needle

The sewing machine needle has an anatomy that many of us have never examined. We take for granted that as long as the needle is properly inserted in our machines, they will do their jobs well. Learning more about the design and engineering that goes into this vital tool can assist us in selecting the perfect needle size and style for a specific job.



Here are the basic components of the domestic sewing machine needle:

**Shank**—The portion that is inserted into the machine and clamped into place, usually with the flat side toward the back of the machine.

**Shoulder**—The area that transitions from the shank to the shaft.

**Shaft**—A length of needle sufficient to carry the thread down through the material to the bobbin.

**Groove**—The cupped area along the length of the shaft that allows thread to be safely carried through the fabrics.

**Scarf**—The cutaway portion that allows extra room for the needle to pass very close to the shuttle or hook.

**Eye**—The hole through which the thread is placed in order to be carried through the material during stitching.

**Point**—The tip of the needle that allows the needle to safely pass through the weave or knit without making a tearing or cutting fibers.

The basic anatomy is similar across the needle family. Stark differences are more noticeable when you look more closely at the shape of the tip and size of the eye.

**Universal**—The most common type of machine needle made for the domestic machine. It has a sharp tip and comes in a variety of widths for fine, medium, and heavy weight fabrics.

**Ball Point**—This needle was created when sewing with knits became popular. The tip can easily slide between fibers and not cut or damage the fabric.

**Stretch**—These are made for use on fabrics with lots of stretch/Spandex or similar fabrics. The rounded tip, special scarf, and eye prevent skipped stitches.

**Jeans/Denim**—Intended for use on tightly woven fabrics with a strong sharp tip and rounded eye.

**Microtex/Sharp**—Designed to be more slender and sharper than the universal needle. Ideal for quilting and appliqué.

**Leather**—This needle has an identifiably larger tip for piercing leather and vinyl, providing an opening large enough to cleanly carry the thread through the heavy material.

**Self-Threading**—This particular style can be used when the ability to thread a needle is compromised.

Focusing on the intended purpose of a sewing machine needle can assist you in selecting the proper tool for the job. Having the right needle for your project or material can lead to a much more enjoyable quilting experience.

## Recipe Corner

### STRAWBERRY SPINACH PASTA SALAD w/ORANGE POPPY SEED DRESSING

#### INGREDIENTS

8 ounces Penne Noodles cooked according to package directions  
 2 cups packed fresh baby spinach leaves  
 1 cup sliced strawberries  
 1 cup pineapple chunks  
 ¼ cup dried cranberries, or dried blueberries  
 ½ cup salted cashews, or other nuts like pecans or walnuts

#### ORANGE POPPY SEED DRESSING

½ cup extra virgin olive oil  
 1/3 cup apple cider vinegar  
 ¼ cup plain Greek yogurt  
 1 tablespoon Dijon mustard  
 3 tablespoons honey  
 1/3 cup orange juice  
 2 teaspoons poppy seeds  
 Optional: pinch of salt and pepper

# Advertising

Long Arm Quilting Service • Machine Embroidery Supplies

## Nana's Quilt Shop

Fabrics • Notions • Classes • Kits

Owners  
Coleen Poole  
Mary Russell

Monday - Friday 10-5  
Saturday 10-3

18851 Cortez Blvd.  
Brooksville, FL 34601  
352-796-0011

[nanasquiltshop.com](http://nanasquiltshop.com)

[www.beyondthestitches.com](http://www.beyondthestitches.com)  
(352) 794-3289



979 N Suncoast Blvd  
Crystal River, FL 34429



### Bear's Paw Quilting, LLC

Edge to Edge & Custom Longarm Machine Quilting

Laurie Pearce  
Owner & Longarm Machine Quilter

11332 Fulmar Rd. Phone: 352-583-4705  
Brooksville, FL 34614

Email: [bearspawquilting@gmail.com](mailto:bearspawquilting@gmail.com)

### Sew & Save

Sewing Machine Sales and Service

Colonial Park Unit 4038  
Next to IHOP on U.S. 19

Sewing Machine Service Center  
For All Makes



**Juki Dealer**

352-684-5445  
Open Tues-Sat 10-3

Randy Kasberg

4038 Commercial Way, Spring Hill, FL 34606

*The best Compliment is a REFERRAL*

Store Address:  
7075 Hope Hill Road  
Brooksville FL 34601

**In Store Shopping Hours:**  
Sun-Tues: Closed  
Thurs-Fri 10a-3p  
Wed: 10a-8pm Appt ONLY  
1st & 3rd Sat: 10a-2p ONLY

Show your Guild. Learn with us!  
*(local sewing Quilting, on-line Platforms)*



**SHOP ONLINE**

Use this card as a referral card for 10% off LA Quilting in 2023/2024!

**Bold NOTION QUILTING**


fabrics | bakers | Thread | Services | Classes

**APQS DEALER | RENTALS SERVICE | TRAINING**

Check us out online for More Learning and Inspiration:



**Lauren Jackson**  
(850) 556-6774  
[BoldNotionQuilting@gmail.com](mailto:BoldNotionQuilting@gmail.com)



## Piece By Piece

QUILT SHOP, LLC  
Mount Dora, FL

Teresa Harris, Owner

6917 Round Lake Road  
Mount Dora, FL 32757  
(321) 398-2814

[www.piecebypiecequilts.com](http://www.piecebypiecequilts.com)

Hours: M,W,F. 10am-5pm  
T & TH. 10am-7pm  
Sat. 10am-4pm



### LaRose Quilting Creations

Custom Longarm Quilting

Louise Isabelle

723 Challice Drive  
Spring Hill, FL. 34609

352-428-8588  
[Nhlouise@brighthouse.com](mailto:Nhlouise@brighthouse.com)

### Coffee & Quilting



**Sew Perfect!**