



# Hernando Quilters' Guild Newsletter

## MAY/JUNE 2022



Website: [www.hernandoquiltersguild.com](http://www.hernandoquiltersguild.com)

### President's Message



Dear Guild Members,

I was looking through some of my President's letters and noticed that one year ago we were having our first meeting after a long one year absence. We sure were ready to put our Covid experience behind us and look forward to meetings, classes and reuniting with friends. We are quickly growing which shows me that all our committee heads are doing an outstanding job.

Show and Tell will be especially good at our April meeting. The Mystery class seems to be a very popular class and I am anxiously awaiting our show and tell. It's so hard to believe that different fabrics make such a difference in appearance of our quilts. Maybe some of our new members will join us next January.

As many of you know, last winter my husband and I made the trip back to Michigan early because of my Mother-in-laws health. Sadly, she passed away just before we returned to Florida at 102 years young. We will be returning to Michigan for Mother's Day with missing her but hoping to make new memories with the next generation. We have now become "The older generation".

Some good news about our upcoming in 2023 retreat. We will still be at Lake Yale but I have changed the sewing room back to the church auditorium. This means we should have enough room for all that have signed up. If you said you were sending in a check hopefully it has been received to keep you on the wait list. If I have not received your check you will be removed from the wait list as it has been two weeks past due (it was due by the March meeting).

So until the October meeting.....

Fondly.....Karen Pilon



### 2021/2022 Officers/Committee Chairs

President	Karen Pilon
1st Vice Pres.	Louise Isabelle
2nd Vice Pres. (Programs)	Sandy Wesley/Penny Dyer
Secretary	Sharon Kenny Didden
Treasurer	Raelee Russavage
Quilt Shop Advertising	Barb Theriault
Quilt Trips	Open
Block/Month	Marilyn Ryder
2022 Quilt Challenge	Kathleen East
2023 Retreat (March)	Karen Pilon
Fat Quarter Drawing	Judy Thew
50/50/Food Bank	Sally Cosenza
Mystery Prize	Ann Brock
Membership	Alma Martin
Newsletter/Guild Advertising	Barb Theriault
Communications/Web Liaison	Barb Theriault
Sunshine	Bonnie DeFranco
Webmaster	Dave Curtis

### 2022 Fat Quarter Schedule

January	Red/White/Pink or Hearts
February	Greens or Shamrocks
March	Earth Tones: i.e. Browns/Tans, Golds, Burgundy, dark greens, etc.
April	Florals or Pastels
May	Batiks Only
June	Red/White/Blue
July	Black, Grey or White
August	Neutrals: Beige/Tan/Cream
September	Fall Colors i.e. Golds, Orange, Browns, Reds, Yellows
October	Any Fat Quarter you want to enter, but no more than 5 per person.
November	Christmas Theme
December	No Exchange

## Raffle Block of the Month Schedule 2021/2022

Preview	Distribute Kits	Raffle	Pattern	Presented By:
Feb	Mar	Apr	Flower Power	Jennifer Hayes
Mar	Apr	May	Thousand Pyramids	Quilt Magazine
Apr	May	June	Birds in the Air	Quilt Magazine
May	June	July	Kaleidoscope	Fons & Porter

## Happy Birthday

### MAY

Sharon Allard 10  
Diane Bailey 14  
Harriet Mars-Kellokoski 16  
Allis Delafield 17  
Sheila Jones 20  
Darlene Sutter 20  
Karen Greenberg 30



### JUNE

Cindy Cummins 3  
Alice Comer 5  
Pam Russavage 6  
Connie Jablonsky  
Debbie Kolbasiuk 11  
Dottie Raymer 14  
Lynn Caulkett 18  
Sally Cosenza 23  
Bonnie Holliday 26  
Ann Brock 28  
Eileen Pallante 28  
Maryann Wilkinson 30



\* See Marilyn Ryder to sign up

Meeting Type	Day	Date	Place	Time
Board Meeting	Wed.	4/27/22	Quarry	10:00
Guild Meeting	Thurs	4/28/22	Jerome Brown Comm. Ctr.	9:30
Board Meeting	Wed.	5/25/22	Quarry	10:00
Guild Meeting	Thurs.	5/26/22	Jerome Brown Comm. Ctr.	9:30
Board Meeting	Wed.	6/22/22	Quarry	10:00
Guild Meeting	Thurs.	6/23/22	Jerome Brown Comm. Ctr.	9:30
Board Meeting	Wed	7/27/22	Quarry	10:00
Guild Meeting	Thurs	7/28/22	Jerome Brown Comm. Ctr	9:30

### FIELD TRIPS

The Guild has planned the following trips for May and July. **NOTE: ALL TRIPS ARE NOW GOING TO BE THE 2<sup>ND</sup> THURSDAY OF EVERY OTHER MONTH.**

#### Thursday, May 12, 2022

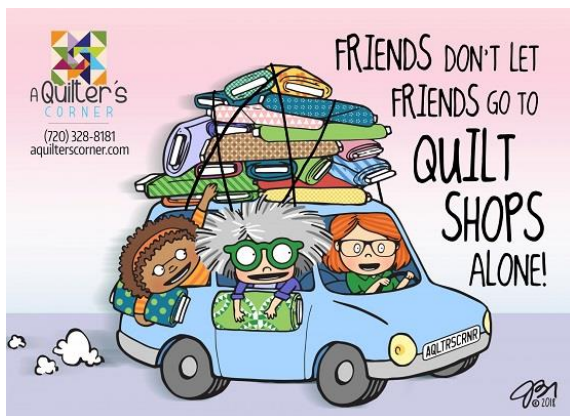
Trip to Tomorrow's Treasure 6122 W. State Rd, 200, Ocala and Beyond Stitches on Rt. 19, Crystal River. Meet at Hardee's Parking Lot corner of 50 and 19 at 9:00am.

#### Thursday, July 14, 2022

Trip to Country Quilts & Bears, 1983 Drew St., Clearwater and New Rainbows End, 2198 NE Coachman Rd., Clearwater, Suite E. Meet at the old K-Mart parking lot on Rt. 19 in Hudson at 9:30am

WE STILL NEED A NEW TRIP PLANNER STARTING IN JULY.

**NEWSLETTER:** Call or send any information, suggestions, correspondence, tips, or sayings dealing with quilting to **Barbara Theriault, 8181 Weatherford Ave., Brooksville, FL 34613**; e-mail: **btheriault1@tampabay.rr.com**; or call 352-597-8816 or Cell: 678-793-5335. Next deadline is **June 5, 2022.**



Let our **SUNSHINE LADY**, Bonnie DeFranco (352-942-7336), or **sewingnurs1118@gmail.com** know about the needs or illnesses of our members.

## GUILD NEWS AND NOTES



- ❖ **2022 Membership Dues** – The 2022 dues was due by the February meeting. Any renewal after that will have a \$5.00 late fee.
  
- ❖ **2022 Charity Quilt Programs** – The Board has decided to restart our Charity Quilt program in January 2022. We will support two charities throughout the year. (1) The Airman's Attic at MacDill Air Force Base in Tampa and (2) The Child Advocacy Center in Hernando County. Quilts for the Child's Advocacy Center should be lap quilt size of 40" x 60". These are quilts for children when they are removed from their home due to abuse. Sandy Wesley will be the point person for Child's Advocacy. The Airman's Attic is looking for baby and small child items along with kitchen items that are in good condition. Gayle Keenan will be the point person for Airman's Attic
  
- ❖ **"Free For All" Table began in January 2022** we will have a "Free For All" table at each meeting. Any member who has good quality items that they no longer need and would like to pass on to another member may put them on the Free For All table. If it hasn't been taken by another member you will need to collect it and take it back home with you. Also, during the year if a member has an item that they wish to donate for the 2022 Christmas Party Chinese Auction please give it to Louise Isabelle.
  
- ❖ **2022 GUILD CHALLENGE – "TRIANGLES TRIANGLES TRIANGLES"** is the theme for the 2022 challenge. Half square triangles, Quarter square triangles, Equilateral triangles [3 sides same length] Isosceles triangles [2 sides same length] All blocks in the quilt must be made from one or more of the above. The triangles can be composed of strips of fabric or from a single fabric. Strip sashing between blocks is allowed, if your design requires it. No squares, rectangles, circles, hexagons, or any other shape – unless they are created with triangles. Optical illusions allowed – as long as they are created with triangles. The challenge due date is November meeting 2022. See Kathleen East if you have any questions. See page 6 for further information.
  
- ❖ **2023 LAKE YALE RETREAT – Monday, March 6th to Thurs March 9th 2023** – Karen Pilon and your Retreat committee have secured the date for our 2023 Retreat at Lake Yale, but have decided to keep our sewing room in the church because there are so many people who have signed up for the Retreat and without disappointing anyone who wants to go. We have increased the cut off to all members who have signed up and paid the first installment of \$100.00. We will go back to 6 Pods. The cost will be \$280.00 per person for a double room. We have asked you to give a deposit of \$100.00 at the March meeting to secure your spot. If you have not paid you will be taken off the list. Please make your check out to **HERNANDO QUILTERS GUILD**. Next year's dates are March 6 through March 9th, 2023.
  
- ❖ **2023 QUILT SHOW**– The Quilt Show has been changed to 2023 since we feel it would be difficult to start getting our committee heads together and having meetings for the show. This will also give us more time to make items for the Boutique, both craft items and quilting items. The tentative dates for the show are November 3<sup>rd</sup> and 4<sup>th</sup>, 2023. Sharon Kenny Didden and Cindy Fitzgerald will be co-chairpersons for the show. If you are interested in volunteering for a committee, please get in touch with Sharon Kenny Didden by phone (352-678-1176) or e-mail (skdidden@gmail.com)

## HERNANDO QUILTERS GUILD, INC.

### 2022 Proposed Annual Budget

INCOME	ANNUAL	MONTHLY
MEMBERSHIP DUES (100 x \$25.00) pandemic disc.	\$ 2,500.00	
50/50 RAFFLE	\$ 350.00	\$ 32.00
MYSTERY GIFT	\$ 350.00	\$ 32.00
EDUCATION - Block of the month	\$ 70.00	\$ 7.00
EDUCATION - Class tuition	\$ 440.00	\$ 36.66
EDUCATION - Mystery quilt (35 students @ \$12.00)	\$ 420.00	\$ 35.00
ADVERTISING - Newsletter (8 ads @ \$25)	\$ 200.00	\$ 16.66
CHARITY - Food Pantry = 0 balance account	\$ -	
HOLIDAY LUNCHEON = 0 balance account	\$ -	
Annual Retreat (40X\$280)	\$ 11,200.00	\$ 933.33
<b>TOTAL INCOME</b>	<b>\$ 15,530.00</b>	<b>\$ 1,092.65</b>

EXPENSES	ANNUAL	MONTHLY
RENT (9mos @ \$90 and 2 mos @ \$120)	\$ 1,140.00	\$ 95.00
COMM. LIABILITY INS.	\$ 900.00	\$ 75.00
FL DEPT OF STATE - Filing fee	\$ 80.00	\$ 6.66
EOY End-of-Year CHARITY (1 award of \$300.00)	\$ 300.00	\$ 25.00
CHARITY - Food Pantry = 0 balance account	\$ -	\$ -
BOD SUPPLIES (1 paper/1 ink x 5 Positions @ \$75/ea)	\$ 375.00	\$ 31.25
BOD Officer Pins - upon leaving office (\$10ea x 6)		
EDUCATION - Teacher stipend = 0 balance acct.	\$ 470.00	\$ -
WEBSITE - Webmaster	\$ 135.00	\$ 13.00
WEBSITE - Website Host (pd in one 3yr contract)	\$ 114.00	\$ 11.00
WEBSITE - Website Name	\$ 15.00	\$ 1.25
BANK FEES - checking acct low bal fee \$12 x 2		
NEWSLETTER - Printing 6 times (avg. issue \$30)	\$ 121.00	\$ 10.08
P.O. BOX RENTAL	\$ 185.00	\$ 15.41
QUICKEN SOFTWARE ANNUAL FEE	\$ 30.00	\$ 2.50
MYSTERY GIFT - purchases (\$20/month)	\$ 220.00	\$ 18.33
MYSTERY QUILT PATTERN (35 X \$7.00)	\$ 245.00	\$ 20.41
HOLIDAY LUNCHEON - 0 balance acct.		
HOLIDAY LUNCHEON - 6 awards (N/A for 2021)		\$ -
Annual Retreat (40X\$280)	\$ 11,200.00	\$ 933.33
<b>TOTAL EXPENSES</b>	<b>\$ 15,530.00</b>	<b>\$ 1,258.22</b>

2022 Proposed Income \$15,530.00

2022 Proposed Expenses \$15,530.00

**BUDGET \$0.00**



# QUILT SHOWS/CLASS SCHEDULES

- ❖ **September 15 to 17, 2022 Jacksonville, FL - QUILTFEST 2022**  
 Prime F. Osborn III Convention Center, 1000 Water Street, Jacksonville, Florida  
 Thursday, Friday & Saturday  
 9:00 a.m. – 5:00 p.m.
  
- ❖ **October 14 – 15, 2022 A QUILTER’S JOURNEY**  
**Piecemakers Quilt Guild of Brandon**  
**Venue:** The Regent 6437 Watson Road, Riverview, Florida.



## 2022 Calendar of Classes



Date	Forest Oaks Lutheran	Quarry	Instructor
	<b>FRIDAY</b>	<b>TUESDAY</b>	
<b>MAY</b>			
3 <sup>rd</sup>		Stack & Whack Class	Millie Singleton
10 <sup>th</sup>		Puppy Potholder	Judy Silva
13 <sup>th</sup>	Spring Trash Can		Sandy Wesley
17 <sup>th</sup>		Flower Collage	Sharon Allard
<b>JUNE</b>			
21 <sup>st</sup>		Embroidery Club	Tekla Bell

We need volunteers for teaching classes for June and beyond.

*May your bobbins be full and ever flowing.  
 May your stash be rich, colorful, and abundant.  
 May your stitches be even and straight.  
 May you always be comforted by the warmth and joy of creating.  
 And may your heart be joyful and blessed.*



# Guild Challenge Directions 2022

Kathleen East as the winner of the 2021 Challenge has chosen "Triangles" as the theme for the 2022 Challenge. Below are the instructions.



## **HQG Quilt Challenge 2022**

*Is*

**TRIANGLES!!**



**TRIANGLES!!**

**TRIANGLES!!**



**Half square triangles**

**Quarter square triangles**



**Equilateral triangles [3 sides same length]**

**Isosceles triangles [2 sides same length]**

**ALL** blocks in the quilt must be made from one or more of the above. The triangles can be composed of strips of fabric or from a single fabric. Strip sashing between blocks is allowed, if your design requires it. No squares, rectangles, circles, hexagons, or any other shape – unless they are created with triangles. Optical illusions allowed – as long as they are created with triangles.

**Categories:** Entries will be judged in one category

**Judging:** An outside judge will choose

- Best of Show
- 1<sup>st</sup> Place
- 2<sup>nd</sup> Place
- 3<sup>rd</sup> Place

Guild members will vote for the winner of "Viewer's Choice"

**Quilting:** Your quilt must be hand or machine quilted

**Size:** No smaller than 16"x 16" and no larger than 45"x60". If your entry is larger or smaller than the specifications, your entry will not be judged.

**Due Date:** November 17, 2022 at the Guild Meeting

**Rules:** The quilt for this entry must have been made during this challenge year, between November 16, 2021 and November 17, 2022. Your quilt must have a label on the back with your name and the quilt entry title.



# Show & Tell February



Teresa Digsdierdt is showing this wonderful Rooster Collage.



Anne Koetter is showing her beautiful pink and yellow quilt. Nice job!



Bev Abenante finished her beautiful Chevron Teal Quilt. Nice job Bev!



Ruthanne McGookey is displaying a beautiful Vintage 70,s Quilt.



Pam Russavage is showing this Cross Your Heart Quilt. Just beautiful!



Linda Wells is displaying two beautiful Sun Flower Stained Glass Wall Hangings.



Ruth Koch is showing her Victorian Crazy Quilt. Nice job Ruth.



These Ladies took a Tote Bag Class and they are displaying their results. All different and very nice.



Connie Jablonsky (Quilt Diva herself) is showing her Quilt Diva Wall Hanging. Really cute!



Bonnie Hibbard is showing her scrappy quilt. Great variety of colors.!



Jamie Crowe is showing her Broidere Perse Tea Pot Wall Hanging. Very nice!

# Show & Tell Continued Feb and some March



Gayle Kennan is showing her quilt she calls "Cage Free Eggs" Cute!



Pam Russavage is showing a T-Shirt Quilt. Great Job!



The ladies are showing off their ruler totes they made in a class taught by Donna Anderson. So nice and very useful!



Pam Dutton is showing her blue and purple strip & flip quilt. Nice Job Pam!



Harriet Kellokoski has some of the ladies modeling some of her jackets she has created and she is modeling a beautiful vest as well!



Penny Dyer taught a class on self binding baby quilts. The ladies are showing some of the results. Really cute!



Margo Wyllie is showing her Honey Bee Quilt along with her 2 proud grandsons. Good job Margo!



Roxanne St. John is showing her "Ducky" quilt that she was making at the Retreat. Great Job!



Another masterpiece "Jewel Box Quilt" by Louise Isabelle and a small wall hanging "Sewing Tree".







# THIS & THAT



## Facts vs. Myths About America's Quilting Past

As in all topics in history we need to do the best we can to discern between fact and fiction.

Myths about quilt history are a part of our culture and many have romantic appeal. We can enjoy the myths but need to remember they are tales sometimes passed through generations. As you explore this site on America's quilting history you will find the truth is often more fascinating than the myth.

### MYTH #1 ~ Quilting was a common task in a woman's life in Colonial America.

While quilting was done by those who could afford to buy imported fabric, ordinary women in early America spent their days spinning, knitting and sewing just to keep their families in clothing. Lower grades of imported linen and wool were available to almost everyone but the silks and cottons used for quilts were expensive.

It wasn't until there was widespread production of affordable textiles around 1840 that more women found time and plentiful fabric for quilt making.

I believe this Colonial quilting myth was encouraged during the Colonial Revival and renewed interest in quilting that occurred during the early 20th century. Many magazines and books of that period wrote about Colonial quilting as if it were a fact.

### MYTH #2 ~ Specially designed quilts were used as signals by the Underground Railroad.

Although the idea of quilts being used as secret guides to help slaves escape from the south has great romantic appeal, Underground Railroad research has found no evidence that such a practice occurred. For more information [New Jersey's](#)

[Underground Railroad Myth-Buster](#) covers several UGRR myths including the one about quilts. He has also written a critique of the book, "[Hidden in Plain View](#)". For an in-depth background on the Underground railroad go to [Putting it in Perspective: The Symbolism of Underground Railroad Quilts](#).

On the other hand many quilts have been made commemorating the Underground Railroad. To view some of these stunning quilts go to [Threads of Freedom: The Underground Railroad Story in Quilts](#).

There is so much more to African American quilting history than the idea that quilts might have been used in the UGRR. Consider finding other sources of information about Black American quilting than the Underground Railroad quilt myth. I encourage you to visit [African American Quilts: A Long Rich Heritage](#) to learn more.

### MYTH #3 ~ Quilting originated in early America and is purely an American craft.

Quilting has a long history back to the time of ancient Egypt and earlier. Quilted clothing has been worn for centuries. Decorative quilted petticoats were worn during the 17th century in Europe, Great Britain, America and beyond. Even today quilting is popular in countries all over the world.

### MYTH #4 ~ In the old days women did all their quilting at gatherings called a quilting bee.

If you read Myth #1 you know that quilting bees would have been unlikely in colonial days as very little quilting was done. We know that women who had the money and leisure to do quilting at times did sit with friends or family to do their needlework. But they did not have quilting bees like we envision a quilting bee today.

Such quilting parties did occur but were less common than we would be led to believe. In truth many women quilted alone at home. Women also quilted with family members or as a part of a church or other organized group.

Although many varied gatherings did occur over the years in the early days they were not called a 'quilting bee' but more often were referred to as a 'quilting'. The reason I have included the quilting bee myth here is that the frequency of quilting bees has been exaggerated and quilting was not always done at a quilting bee.

Some old paintings are examples of an idealized quilting bee. They depict a delightful representation of a gathering of women quilting around the frame while others prepare a dinner. Children and the men folk will enjoy the meal with the women. Such events did occur but often just a few women gathered to quilt.

### MYTH #5 ~ Women of the past used scraps for quilting as a frugal measure.

Although some quilters used scraps from clothing in their quilts others bought fabric specifically for the quilts they made. Other times quilts were made with a combination of both. Fawn Valentine points out in her book, [West Virginia Quilts and Quiltmakers](#), "*Although imaginative lore spinners claim that patchwork quilts themselves are made with worn-out cloth it was typically the good pieces (not the worn) that were cut and stitched into patchwork. It would be counter-productive to spend time sewing fabric that was already worn out.*" Of course scraps left over after making garments were used in scrap quilts much as we use left over scraps from our quilting projects today when we want a scrappy look.

The frugality theory also implies that quilt making was a necessary drudgery. Instead we find that most women enjoyed the creativity involved in making a quilt whether with new fabric or scraps. Although quick and simple quilts were made for everyday use many quilts were far too intricate in the piecing and quilting to have been made just for necessity.

This is not to say that women never used scraps to make a quilt in order to save money or to get by because they had no money to spend on fabric. Women did use scraps left over from making clothing. They also made quilts using feed sacks during the years they were available. But the frugal quilter myth implies that most if not all quilting was done out of need to make something frugally.

2003 Judy Anne Breneman



# Advertising

Long Arm Quilting Service • Machine Embroidery Supplies

## Nana's Quilt Shop



Fabrics • Notions • Classes • Kits

Owners  
Coleen Poole  
Mary Russell

Monday - Friday 10-5  
Saturday 10-3  
nanasquiltshop.com

18851 Cortez Blvd.  
Brooksville, FL 34601  
352-796-0011

## Scrap & Sew

16541 Pointe Village Dr. • Suite 108 • Lutz, FL 33558  
813-749-0888 • www.scrapandsew.com  
email: lori@scrapandsew.com  
Mon-Fri 10am-6pm • Sat 10am-5pm

Quality Quilt Shop Fabrics • Notions and Patterns  
Classes / Private Lessons  
Embroidery Software • Software Training  
Online Fabric Store

Exclusive PFAFF and Husqvarna Viking Dealer  
for Sewing Machine Sales & Service





Perfection starts here.™

**Husqvarna** **VIKING**

## Country Quilts & Bears




1983 Drew Street  
Clearwater, FL 33765  
(727) 461-4171

CountryQuilts@tampabay.rr.com  
www.countryquiltsandbears.com

## Donald Bunn's Machine Quilting

Donald Bunn  
Owner/Operator

963 E. Wacker St.  
Hernando, FL 34442  
(352) 533-3027  
Dbunn4@Tampabay.rr.com



## Briquette's Quilting

Quilting is my passion

Briquette Kasm  
Quilter

14944 Lancer Road  
H 1-727-379-0274/ C 1 -727-207-2485  
bk.paws@hotmail.com



## CUTTIN UP FABRIC

BEST PRICES IN TOWN

NILDA B BRINSON  
OWNER

6308 GALL BLVD UNIT B  
ZEPHYRHILLS, FLORIDA 33542-2504  
813-782-0999  
nildabrinson@hotmail.com  
Nilda's Cuttin Up Fabric -FB




## A Material Girl Quilt Shop

Marie Anderson, Owner

36844 Hart Ranch Road  
Eustis, Florida 32736

Phone: 407-252-2539  
E-mail: Materialgirl2523@yahoo.com  
Open: 10 - 4 Monday thru Saturday  
Redhartquilts.com



Happy Easter



# Advertising



Becky Garland - Owner  
Allyson O. - Manager

**EPIC TEAM**

Marge, Brandon, Marie G.,  
Marie L., Jasmin, Colleen

Website:  
[www.fabric-warehouse.net](http://www.fabric-warehouse.net)

Facebook:  
Fabric Warehouse

Email  
[fwarehouse@tampabay.rr.com](mailto:fwarehouse@tampabay.rr.com)



3030 North Florida Ave  
Lakeland, FL 33805  
Corner of Griffin & North Florida Ave

Phone (863) 680-1325

Monday - Saturday 10 am - 5:30 pm  
Over 4,000 bolts of fabric  
"A Truly Unique Shopping Experience!"

## Sew & Save

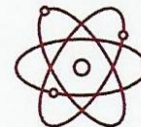
Sewing Machine Sales and Service

Towne Square Mall  
Unit 270  
Behind Chili's on U.S. 19


Sewing Machine Service Center  
For All Makes

**Juki Dealer**

352-684-5445  
Open Tues-Sat 10-3  
[sewnsave@att.net](mailto:sewnsave@att.net)  
3021 Commercial Way, Spring Hill, FL 34606



Randy Kasberg



## Bear's Paw Quilting, LLC

Edge to Edge & Custom Longarm  
Machine Quilting

Laurie Pearce  
Owner & Longarm Machine Quilter

11332 Fulmar Rd.  
Brooksville, FL 34614

Phone: 352-583-4705

Email: [bearspawquilting@gmail.com](mailto:bearspawquilting@gmail.com)

Quilters Anonymous, Inc.

9225 Pine Island Road  
Clermont, Florida 34711

Local: 352-241-6768  
[quiltanoninc@aol.com](mailto:quiltanoninc@aol.com)  
Visit our shop: [quiltersanon.com](http://quiltersanon.com)

LaRose Quilting Creations  
Custom Longarm Quilting

Louise Isabelle

723 Challice Drive  
Spring Hill, FL. 34609

352-428-8588  
[Nhlouise@briighthouse.com](mailto:Nhlouise@briighthouse.com)

*Friends And Quilts  
Are Great*

*No Matter How  
They Are  
Put Together*

To quilt  
OR  
not to quilt?  
**DUH !**

Handi Quilter