



Hernando Quilters' Guild Newsletter



MARCH/APRIL 2022

Website: www.hernandoquiltersguild.com

President's Message



Dear Guild Members,

As I write this letter, I have watched much more TV last month than in the past few months. I love watching the Winter Olympics and all these kids striving to be the best in their sport. Just like the Olympians, I think we too are striving to be our best in our categories, whether it be hand or machine appliqué, piecing, quilting quilts, designing, hexagons (just had to add that for sure) and many other crafts. I think that's why I enjoy our Show and Tell and classes so much. We see all the different techniques and always learning. Speaking of classes, if you missed Louise Isabelle's class on "How to Quilt a Quilt" you missed a very informative class. I'm sure the 12 ladies who took the class couldn't wait to get home and start quilting!

We have completed our two Mystery Quilt classes at the beginning of February and I'm so happy that so many ladies have already finished their tops (called flimsy) and ready for quilting. I have not seen one I don't like. This pattern is definitely my favorite of all the years we've been doing them. This was our 6th year and it still remains a popular class.

Our February sewing retreat (February 28th thru March 3rd) has come and gone and what a great time we (42) all had! I have made our deposit for 2023 and 2024. Next year's retreat will be March 6-9. The cost will be \$280.00 each for double occupancy and \$370.00 for single. Your first deposit of \$100 will be due at our March 24, 2022 meeting. If you are mailing your deposit, please let me know as I do not trust the Post Office. Your second deposit of \$100 will be due in August and your final payment will be in November 2022. Your medical form will be due with your last payment. This retreat will be on a first pay first come basis. We have signed up for a different sewing room with much better lighting and we will only be accepting 44 ladies.

One of my favorite things about our meetings is making new friends and seeing old friends that have the same passion as I, and all the quilt ideas at Show and Tell. Until our next meeting.....

Fondly,
Karen Pilon

2021/2022 Officers/Committee Chairs

President	Karen Pilon
1 st Vice Pres.	Louise Isabelle
2 nd Vice Pres. (Programs)	Sandy Wesley/Penny Dyer
Secretary	Sharon Kenny Didden
Treasurer	Raelee Russavage
Quilt Shop Advertising	Tekla Bell/Barb Theriault
Quilt Trips	Tekla Bell
Block/Month	Marilyn Ryder
2022 Quilt Challenge	Kathleen East
2023 Retreat (March)	Karen Pilon
Fat Quarter Drawing	Judy Thew
50/50/Food Bank	Sally Cosenza
Mystery Prize	Ann Brock
Membership	Alma Martin
Newsletter/Guild Advertising	Barb Theriault
Communications/Web Liaison	Barb Theriault
Sunshine	Bonnie DeFranco
Webmaster	Dave Curtis

2022 Fat Quarter Schedule

January	Red/White/Pink or Hearts
February	Greens or Shamrocks
March	Earth Tones: i.e. Browns/Tans, Golds, Burgundy, dark greens, etc.
April	Florals or Pastels
May	Batiks Only
June	Red/White/Blue
July	Black, Grey or White
August	Neutrals: Beige/Tan/Cream
September	Fall Colors i.e. Golds, Orange, Browns, Reds, Yellows
October	Any Fat Quarter you want to enter, but no more than 5 per person.
November	Christmas Theme
December	No Exchange

Raffle Block of the Month Schedule 2021/2022

Preview	Distribute Kits	Raffle	Pattern	Presented By:
Jan	Feb	Mar	Greatest Hits	Margo Wyllie
Feb	Mar	Apr	Flower Power	Jennifer Hayes
Mar	Apr	May	Thousand Pyramids	Quilt Magazine
Apr	May	June	Birds in the Air	Quilt Magazine
May	June	July	Kaleidoscope	Fons & Porter

* See Marilyn Ryder to sign up

Happy Birthday

MARCH

Annette Harma 5
Bobbie Lemay 7
Glenda Corn 7
Nancy Langley 16
Brigitte Kasm 18
Mary Revis 20
Cat Fonseca 22
Millie Singleton 26
Kathleen East 30
Margaret Zielinski 31



APRIL

Sandra Lawson 3
Linda Zimmerman 8
Sharon Eckert 12
Doris Brehm 12
Linda Woytisek 14
Anne Tyszka 23
Kathy Chapman 24
Maryann Bingel 26
Brenda Anderson 29
Sandra Paskiet 29



FIELD TRIPS

The Guild has planned the following trips for May and July. **NOTE: ALL TRIPS ARE NOW GOING TO BE THE 2ND THURSDAY OF EVERY OTHER MONTH.**

Thursday, May 12, 2022

Trip to Tomorrow's Treasure 6122 W. State Rd, 200, Ocala and Beyond Stitches on Rt. 19, Crystal River. Meet at Hardee's Parking Lot corner of 50 and 19 at 9:00am.

Thursday, July 14, 2022

Trip to Country Quilts & Bears, 1983 Drew St., Clearwater and New Rainbows End, 2198 NE Coachman Rd., Clearwater, Suite E. Meet at the old K-Mart parking lot on Rt. 19 in Hudson at 9:30am

If you have any questions, call Tekla Bell

Cell: (315) 254-1676

Meeting Type	Day	Date	Place	Time
Board Meeting	Wed	3/23/22	Quarry	10:00
Guild Meeting	Thurs	3/24/22	Jerome Brown Comm. Ctr.	9:30
Board Meeting	Wed.	4/27/22	Quarry	10:00
Guild Meeting	Thurs	4/28/22	Jerome Brown Comm. Ctr.	9:30
Board Meeting	Wed.	5/25/22	Quarry	10:00
Guild Meeting	Thurs.	5/26/22	Jerome Brown Comm. Ctr.	9:30
Board Meeting	Wed.	6/22/22	Quarry	10:00
Guild Meeting	Thurs.	6/23/22	Jerome Brown Comm. Ctr.	9:30

Editor's Note:

The February Show & Tell will be in the next newsletter due to 2 pages of Retreat pictures and January Show & Tell! So many megs!

NEWSLETTER: Call or send any information, suggestions, correspondence, tips, or sayings dealing with quilting to **Barbara Theriault, 8181 Weatherford Ave., Brooksville, FL 34613;** e-mail: **btheriault1@tampabay.rr.com;** or call 352-597-8816 or Cell: 678-793-5335. Next deadline is **April 15, 2022.**

Let our **SUNSHINE LADY, Bonnie DeFranco (352-942-7336),** or **sewingnurs1118@gmail.com** know about the needs or illnesses of our members.



GUILD NEWS AND NOTES



- ❖ **2022 Membership Dues** – The 2022 dues was due by the February meeting. Any renewal after that will have a \$5.00 late fee.

- ❖ **2022 Charity Quilt Programs** – The Board has decided to restart our Charity Quilt program in January 2022. We will support two charities throughout the year. (1) The Airman's Attic at MacDill Air Force Base in Tampa and (2) The Child Advocacy Center in Hernando County. Quilts for the Child's Advocacy Center should be lap quilt size of 40" x 60". These are quilts for children when they are removed from their home due to abuse. Sandy Wesley will be the point person for Child's Advocacy. The Airman's Attic is looking for baby and small child items along with kitchen items that are in good condition. Gayle Keenan will be the point person for Airman's Attic

- ❖ **"Free For All" Table began in January 2022** we will have a "Free For All" table at each meeting. Any member who has good quality items that they no longer need and would like to pass on to another member may put them on the Free For All table. If it hasn't been taken by another member you will need to collect it and take it back home with you. Also, during the year if a member has an item that they wish to donate for the 2022 Christmas Party Chinese Auction please give it to Louise Isabelle.

- ❖ **2022 GUILD CHALLENGE** – **"TRIANGLES TRIANGLES TRIANGLES"** is the theme for the 2022 challenge. Half square triangles, Quarter square triangles, Equilateral triangles [3 sides same length] Isosceles triangles [2 sides same length] All blocks in the quilt must be made from one or more of the above. The triangles can be composed of strips of fabric or from a single fabric. Strip sashing between blocks is allowed, if your design requires it. No squares, rectangles, circles, hexagons, or any other shape – unless they are created with triangles. Optical illusions allowed – as long as they are created with triangles. The challenge due date is November meeting 2022. See Kathleen East if you have any questions. See page 6 for further information.

- ❖ **2023 LAKE YALE RETREAT – Monday, March 6th to Thurs March 9th 2023** – Karen Pilon and your Retreat committee have secured the date for our 2023 Retreat at Lake Yale, but in a different building with better lighting and closer to the dining room. We will have 4-Pods instead of 6 Pods and the cut off for attendees will be 44 women. The cost will be \$280.00 per person for a double room. We are asking you to give a deposit of \$100.00 at the March meeting to secure your spot. Please make your check out to **HERNANDO QUILTERS GUILD** and bring to the March meeting, or send your checks to Raelee Russavage, 8378 Sunflower Dr., Spring Hill, FL 34606 . Next year's dates are March 6 through March 9th, 2023.

- ❖ **2023 QUILT SHOW**– The Quilt Show has been changed to 2023 since we feel it would be difficult to start getting our committee heads together and having meetings for the show. This will also give us more time to make items for the Boutique, both craft items and quilting items. The tentative dates for the show are November 3rd and 4th, 2023. Sharon Kenny Didden and Cindy Fitzgerald will be co-chairpersons for the show. If you are interested in volunteering for a committee, please get in touch with Sharon Kenny Didden by phone (352-678-1176) or e-mail (skdidden@gmail.com)

HERNANDO QUILTERS GUILD, INC.

2022 Proposed Annual Budget

INCOME	ANNUAL	MONTHLY
MEMBERSHIP DUES (100 x \$25.00) pandemic disc.	\$ 2,500.00	
50/50 RAFFLE	\$ 350.00	\$ 32.00
MYSTERY GIFT	\$ 350.00	\$ 32.00
EDUCATION - Block of the month	\$ 70.00	\$ 7.00
EDUCATION - Class tuition	\$ 440.00	\$ 36.66
EDUCATION - Mystery quilt (35 students @ \$12.00)	\$ 420.00	\$ 35.00
ADVERTISING - Newsletter (8 ads @ \$25)	\$ 200.00	\$ 16.66
CHARITY - Food Pantry = 0 balance account	\$ -	
HOLIDAY LUNCHEON = 0 balance account	\$ -	
Annual Retreat (40X\$280)	\$ 11,200.00	\$ 933.33
TOTAL INCOME	\$ 15,530.00	\$ 1,092.65

EXPENSES	ANNUAL	MONTHLY
RENT (9mos @ \$90 and 2 mos @ \$120)	\$ 1,140.00	\$ 95.00
COMM. LIABILITY INS.	\$ 900.00	\$ 75.00
FL DEPT OF STATE - Filing fee	\$ 80.00	\$ 6.66
EOY End-of-Year CHARITY (1 award of \$300.00)	\$ 300.00	\$ 25.00
CHARITY - Food Pantry = 0 balance account	\$ -	\$ -
BOD SUPPLIES (1 paper/1 ink x 5 Positions @ \$75/ea)	\$ 375.00	\$ 31.25
BOD Officer Pins - upon leaving office (\$10ea x 6)		
EDUCATION - Teacher stipend = 0 balance acct.	\$ 470.00	\$ -
WEBSITE - Webmaster	\$ 135.00	\$ 13.00
WEBSITE - Website Host (pd in one 3yr contract)	\$ 114.00	\$ 11.00
WEBSITE - Website Name	\$ 15.00	\$ 1.25
BANK FEES - checking acct low bal fee \$12 x 2		
NEWSLETTER - Printing 6 times (avg. issue \$30)	\$ 121.00	\$ 10.08
P.O. BOX RENTAL	\$ 185.00	\$ 15.41
QUICKEN SOFTWARE ANNUAL FEE	\$ 30.00	\$ 2.50
MYSTERY GIFT - purchases (\$20/month)	\$ 220.00	\$ 18.33
MYSTERY QUILT PATTERN (35 X \$7.00)	\$ 245.00	\$ 20.41
HOLIDAY LUNCHEON - 0 balance acct.		
HOLIDAY LUNCHEON - 6 awards (N/A for 2021)		\$ -
Annual Retreat (40X\$280)	\$ 11,200.00	\$ 933.33
TOTAL EXPENSES	\$ 15,530.00	\$ 1,258.22

2022 Proposed Income \$15,530.00

2022 Proposed Expenses \$15,530.00

BUDGET \$0.00



QUILT SHOWS/CLASS SCHEDULES

❖ March 17 – 19 2022 Quilt Show & Expo in Lakeland.,



2022 Calendar of Classes



Date	Forest Oaks Lutheran	Quarry	Instructor
	FRIDAY	TUESDAY	
MARCH			
1st and 4th	No Classes		
8 th		Quilting a Quilt	Louise Isabelle
11 th	Self-Binding Quilts		Penny Dyer
15 th		Ruler Tote	Donna Anderson
18 th	Embroidery Club		Tekla Bell
APRIL			
1st	Mixed Media – Applique, Painting and blanket stitch.		Barb Theriault
5 th		English Paper Piecing	Karen Pilon
8 th	Drawer Carrier		Millie/Sandy
12 th		Free Motion Quilting	Ava Rossler
15 th	NO CLASS GOOD FRIDAY		
19 th		Embroidery Club	Tekla Bell
MAY			
3 rd		Stack & Whack Class	Millie Singleton
6 th	Pin Cushion/trash bag		Sandy Wesley
13 th	Spring Trash Can		Sandy Wesley

Guild Challenge Directions 2022

Kathleen East as the winner of the 2021 Challenge has chosen “Triangles” as the theme for the 2022 Challenge. Below are the instructions.



HQG Quilt Challenge 2022

Is

TRIANGLES!!



TRIANGLES!!

TRIANGLES!!



Half square triangles

Quarter square triangles



Equilateral triangles [3 sides same length]

Isosceles triangles [2 sides same length]

ALL blocks in the quilt must be made from one or more of the above. The triangles can be composed of strips of fabric or from a single fabric. Strip sashing between blocks is allowed, if your design requires it. No squares, rectangles, circles, hexagons, or any other shape – unless they are created with triangles. Optical illusions allowed – as long as they are created with triangles.

Categories: Entries will be judged in one category

Judging: An outside judge will choose

- Best of Show
- 1st Place
- 2nd Place
- 3rd Place

Guild members will vote for the winner of “Viewer’s Choice”

Quilting: Your quilt must be hand or machine quilted

Size: No smaller than 16”x 16” and no larger than 45”x60”. If your entry is larger or smaller than the specifications, your entry will not be judged.

Due Date: November 17, 2022 at the Guild Meeting

Rules: The quilt for this entry must have been made during this challenge year, between November 16, 2021 and November 17, 2022. Your quilt must have a label on the back with your name and the quilt entry title.





Lake Yale Retreat - 2022

On February 28th – March 3rd, 2022 approximately 42 members attended our 8th annual Quilting Retreat. For the 3rd time it was held at Lake Yale Baptist Conference Center, 39034 County Road 452 in Leesburg, Florida. Our Chairperson again this year was Karen Pilon along with her many helpers. We had 3 days and nights of sewing, eating, relaxing, laughing and being with friends. Everyone had a wonderful time. Here are a few pictures of the retreat.



And Sew The Creativity Begins!



The "Left, Right, Center" game was played again at this year's Retreat. The ladies were asked to bring in 3 fat quarters in the color combination of purple and lime green. We had 3 tables of 14 each. The winners this year were Judy Thew, Dianne Meyer and Pat Miller.

At one table our President is sorting all the fat quarters to give to the winner, Diane Meyer and Barb Theriault is telling Pat Miller that she might become the winner in one more roll of the dice!

Barb Theriault is shown pulling her hair out trying to decipher final measurements on her "Raining Cats & Dogs" Red Work blocks!



Penny Dyer is working on a Wedding Quilt for a relative. Some frustrating moments!



Sharon Kenny Didden and Pat Miller put together and passed out the Retreat block patterns for everyone to participate and be included in the Tuesday night drawing: All the blocks were won by Sue House. Thank you Sharon and Pat!

The block winner – Sue House

Ava Rossler and Cheryl Berkey working on octagon blocks at the cutting table.



Our 1st Vice President- Louise Isabelle, an amazing long-arm quilter, taking a break to pose for her picture!



Bonnie Holliday enjoying the Retreat!





Lake Yale Retreat – 2022 - Continued



Raelee Russavage is preparing her blue & white quilt for Long-arm quilting!



Eileen Gorzelic is also enjoying her creative time for the 3 days!



The Michigan gals enjoying the Retreat: Lu and Darla!



Alma Martin and roommate Denise Jolliffe enjoying 3 days of un-interrupted sewing.



Sally Marra working with her beautiful batiks!



Master Applique Artist, Kathy Bixby showing her basket quilt. So beautiful!



Judy Thew challenging her paper piecing. Are you having fun yet, Judy?



Karen Pilon and Sharon Allard chatting at the cutting table.



Millie Singleton – “Measure Twice, Cut Once” Right!



The Mother/Daughter Team- Sharon and Christine Allard.



Sandy Wesley finished her Flamingo wall hanging!



Kathy Chapman and Tekla Bell working on their quilts.



Betsy Anderson, Diane Meyer, Linda Wells and Lynn Caulkett admiring the Retreat Blocks behind them.



Roxanne St. John



Margo Wylie



Renee Lowdenslager

Show & Tell- January



Linda Wells Red & White Quilt



Judy Thew Spiral Placemat taught by Pam Russavage!



Gail Wright showing Iron Carriers.

Dresden Christmas Tree Class Results!



Christmas Tree Applique Class Results!



A Jamie Crowe masterpiece!



Louise Isabelle - Scrappy Quilt



Louise Isabelle - Midnight Stars!



Alice Comer - Traditional Blue & White!



Anne Koetter - Bargello quilt - Black/Brown/White.



Sally Cosenza - Stars and Stripes Quilt.



Anne Tyszka - "Memories of Yellowstone"



THIS & THAT



The Secret to Making the Y-Seam Is So Much Easier Than You Think



Y-seams can strike fear into the hearts of even veteran quilters. The dreaded seaming situation occurs when you have three fabric edges that all meet at one point (like when you're sewing hexagons together). Once stitched, the seams form a Y-shape. You'll also encounter Y-seams when you're working

with eight-pointed stars or if you're creating a tumbling block design in your quilt.

But sewing together Y-seams really isn't scary (really!). In fact, once you know the trick to pulling them off, you'll never dread — or avoid — this letter of the alphabet again. And the trick is this: Unlike most seaming set-ups, which involve sewing edge-to-edge, the key to sewing a Y-seam is to start and stop sewing a ¼ inch away from the edge. Still not quite feelin' it? That's okay! We're gonna walk you through this step by step with some precut hexagons

A Little Y-Seam Wisdom

- Remember you are sewing with bias edges, which are somewhat stretchy. Take care not to pull or tug on the fabric as you sew.
- Many patterns use templates for blocks with Y-seam construction. These templates often have pre-drilled holes to mark where the seams will intersect. That's a big help! But if don't have a template, no prob. Simply use a mechanical pencil to draw a line ¼" from each edge of the fabric pieces (on the wrong side of the fabric). By marking these lines, you will be able to see the exact intersection point of the seams.
- Mind these markings! You never want to sew past the dots or intersection points and into your seam allowances. If you end up with puckers on the front of your blocks, it's likely because you went into the seam allowance (to correct this you'll need to unpick where you over-stitched).
- Use an open toe or clear foot on your machine (so you can easily see what you're doing) and begin each seam by placing the needle down into your marked dot before you start to sew.



Now You're Ready to Sew

1. Line 'Em Up

Line up the cut edges of your first two pieces (right sides together), then sew a ¼-inch seam, being sure to start and stop exactly at the dots or marked intersection points. It's a good idea to take a couple of backstitches at the beginning and end of each seam to lock in your stitches.

2. Add Your Third Piece

Bring in your third piece and, placing right sides together, sew the second seam of your "Y," taking care to again sew "dot-to-dot" and not sew past your first seam or into the seam allowance.

3. Sew the Final Side

Now pivot that third piece and sew the next and final side of your "Y," again taking care not to sew over either of the first two seams.

4. Press



Carefully press all three seams on the back side. Then flip over your block and admire your neat and complete "Y"!



Advertising

Long Arm Quilting Service • Machine Embroidery Supplies

Nana's Quilt Shop



Fabrics • Notions • Classes • Kits

Owners
Coleen Poole
Mary Russell

Monday - Friday 10-5
Saturday 10-3
nanaquiltshop.com

18851 Cortez Blvd.
Brooksville, FL 34601
352-796-0011



16541 Pointe Village Dr. • Suite 108 • Lutz, FL 33558
813-749-0888 • www.scrapandsew.com
email: lori@scrapandsew.com
Mon-Fri 10am-6pm • Sat 10am-5pm

Quality Quilt Shop Fabrics • Notions and Patterns
Classes / Private Lessons
Embroidery Software • Software Training
Online Fabric Store

Exclusive PFAFF and Husqvarna Viking Dealer
for Sewing Machine Sales & Service





Husqvarna VIKING

Country Quilts & Bears





1983 Drew Street
Clearwater, FL 33765
(727) 461-4171

CountryQuilts@tampabay.rr.com
www.countryquiltsandbears.com

Donald Bunn's Machine Quilting

Donald Bunn
Owner/Operator

963 E. Wacker St.
Hernando, FL 34442
(352) 533-3027
Dbunn4@Tampabay.rr.com



Briquette's Quilting
Quilting is my passion

Briquette Kasm
Quilter

14944 Lancer Road
H 1-727-379-0274/ C 1 -727-207-2485
bk.paws@hotmail.com



CUTTIN UP FABRIC
BEST PRICES IN TOWN

NILDA B BRINSON
OWNER

6308 GALL BLVD UNIT B
ZEPHYRHILLS, FLORIDA 33542-2504
813-782-0999
nildabrinson@hotmail.com
Nilda's Cuttin Up Fabric -FB




A Material Girl Quilt Shop

Marie Anderson, Owner

36844 Hart Ranch Road
Eustis, Florida 32736

Phone: 407-252-2539
E-mail: Materialgirl2523@yahoo.com
Open: 10 – 4 Monday thru Saturday
Redhartquilts.com



Advertising



Becky Garland - Owner
Allyson O. - Manager

EPIC TEAM

Marge, Brandon, Marie G.,
Marie L., Jasmin, Colleen

Website:
www.fabric-warehouse.net

Facebook:
Fabric Warehouse

Email
fwarehouse@tampabay.rr.com



3030 North Florida Ave
Lakeland, FL 33805
Corner of Griffin & North Florida Ave

Phone (863) 680-1325

Monday - Saturday 10 am - 5:30 pm
Over 4,000 bolts of fabric
"A Truly Unique Shopping Experience!"

Sew & Save


Sewing Machine Sales and Service

Towne Square Mall
Unit 270
Behind Chili's on U.S. 19


Sewing Machine Service Center
For All Makes

Juki Dealer

352-684-5445
Open Tues-Sat 10-3
sewnsave@att.net
3021 Commercial Way, Spring Hill, FL 34606



Randy Kasberg



Bear's Paw Quilting, LLC

Edge to Edge & Custom Longarm
Machine Quilting

Laurie Pearce
Owner & Longarm Machine Quilter

11332 Fulmar Rd.
Brooksville, FL 34614

Phone: 352-583-4705

Email: bearspawquilting@gmail.com

Quilters Anonymous, Inc.

9225 Pine Island Road
Clermont, Florida 34711

Local: 352-241-6768
quiltanoninc@aol.com
Visit our shop: quiltersanon.com

LaRose Quilting Creations
Custom Longarm Quilting

Louise Isabelle

723 Challice Drive
Spring Hill, FL. 34609

352-428-8588
Nhlouise@bighthouse.com

*Friends And Quilts
Are Great*

*No Matter How
They Are
Put Together*

To quilt
OR
not to quilt?
DUH !

Handi Quilter