



# Hernando Quilters' Guild Newsletter



## JULY/AUGUST 2022

Website: [www.hernandoquiltersguild.com](http://www.hernandoquiltersguild.com)

### President's Message



Dear Guild Members,

As I write my President's letter this month I'm reflecting on all the friends that I've made since joining our guild. My life seems to focus around those friends and how much fun we've had over the past 20 years. Shop Hops, lunches, retreats, classes and Pot Lucks just to name a few.

I am hoping our new members will feel the excitement that I felt the first month I joined and couldn't stop thinking about the next meeting. It seemed so far away! I also have found that helping the guild run day to day as President has been one of the most rewarding "jobs" I've performed over the years. Of course, there are many other ways to help your guild.

We will be voting for a new slate of officers and hope that someone might want to step up. Or, if you're not interested in being a board member, there are two committee openings up for grabs. One being the Mystery Gift Lady. This position is now run by Ann Brock and she will be giving up her position to run for Vice President. If any of you ladies are looking to help your guild by becoming a Board member, please feel free to talk to one of our board members to ask any questions you might have.

Just a quick reminder that your second deposit for our retreat is due at the August meeting and your final payment and medical form are due at the November meeting. Our Newsletter Editor, Barb Theriault, will be sending out a reminder in August on how much to bring to the meeting. If you will not be at the meeting, please find a way to get your payment in by the August meeting.

As some of you know, our own Alma Martin, will be moving to North Carolina to be near her sons. She has been a member of our guild since 2009 and about 1-1/2 years after that took on the task of being the committee head of our membership. She has done an outstanding job at this task and has so graciously found a replacement starting in July. I will miss her deeply!

One last note is that I wish my friend and Vice President (Louise Isabelle) our deepest condolences regarding her husband's passing at such an early age. My heart aches for her as I'm sure all of our membership does. Keep her in your prayers!

Happy sewing.....

Fondly.....Karen Pilon

### 2021/2022 Officers/Committee Chairs

President	Karen Pilon
1 <sup>st</sup> Vice Pres.	Louise Isabelle
2 <sup>nd</sup> Vice Pres. (Programs)	Sandy Wesley/Penny Dyer
Secretary	Sharon Kenny Didden
Treasurer	Raelee Russavage
Quilt Shop Advertising	Barb Theriault
Quilt Trips	Open
Block/Month	Marilyn Ryder
2022 Quilt Challenge	Pam Russavage
2023 Retreat (March)	Karen Pilon
Fat Quarter Drawing	Judy Thew
50/50/Food Bank	Sally Cosenza
Mystery Prize	Ann Brock
Membership	Judy Bukowski
Newsletter/Guild Advertising	Barb Theriault
Communications/Web Liaison	Barb Theriault
Sunshine	Bonnie DeFranco
Webmaster	Dave Curtis

### 2022 Fat Quarter Schedule

January	Red/White/Pink or Hearts
February	Greens or Shamrocks
March	Earth Tones: i.e. Browns/Tans, Golds, Burgundy, dark greens, etc.
April	Florals or Pastels
May	Batiks Only
June	Red/White/Blue
July	Black, Grey or White
August	Neutrals: Beige/Tan/Cream
September	Fall Colors i.e. Golds, Orange, Browns, Reds, Yellows
October	Any Fat Quarter you want to enter, but no more than 5 per person.
November	Christmas Theme
December	No Exchange

## Raffle Block of the Month Schedule 2021/2022

Preview	Distribute Kits	Raffle	Pattern	Presented By:
Apr	May	June	Birds in the Air	Quilt Magazine
May	June	July	Kaleidoscope	Fons & Porter
June	July	Aug	Hour Glass	Quilt Magazine
July	Aug	Sept	Chevron	Margo Wylie
Aug	Sept	Oct	Dutchman Puzzle	Quilt Magazine



\* See Marilyn Ryder to sign up

Meeting Type	Day	Date	Place	Time
Board Meeting	Wed.	6/22/22	Quarry	10:00
Guild Meeting	Thurs.	6/23/22	Jerome Brown Comm. Ctr.	9:30
Board Meeting	Wed	7/27/22	Quarry	10:00
Guild Meeting	Thurs	7/28/22	Jerome Brown Comm. Ctr	9:30
Board Meeting	Wed.	8/24/22	Quarry	10:00
Guild Meeting	Thurs	8/25/22	Jerome Brown Comm. Ctr.	9:30
Board Meeting	Wed.	9/21/22	Quarry	10:00
Guild Meeting	Thurs.	9/22/22	Jerome Brown Comm. Ctr.	9:30

## Happy Birthday

### JULY

Donna Bleier 2  
Mary Evey 2  
Patricia Barnum 5  
Sue House 6  
Ruth Sharpin 6  
Suzanne Williams 8  
Terri Coley 12  
Gail Wright 13

### AUGUST

Darlene Mooth 3  
Beth Kottmann 3  
Monica Sheppard 8  
Louise Isabelle 11  
Ruth Koch 11  
Cindy Fitzgerald 12  
Kay Shafer 15  
Sandy Wesley 16  
Margo Wylie 16  
Christine Allard 16  
Penny Vallauri 17  
Jamie Crowe 18  
Donna Anderson 26  
Diane Meyer 28  
Penny Dyer 28

### FIELD TRIPS

Until we find a volunteer to run the monthly Field Trips we are discontinuing until further notice.

Let our **SUNSHINE LADY**, Bonnie DeFranco (352-942-7336), or **sewingnurs1118@gmail.com** know about the needs or illnesses of our members.



**NEWSLETTER:** Call or send any information, suggestions, correspondence, tips, or sayings dealing with quilting to **Barbara Theriault, 8181 Weatherford Ave., Brooksville, FL 34613**; e-mail: **btheriault1@tampabay.rr.com**; or call 352-597-8816 or Cell: 678-793-5335. Next deadline is **August 5, 2022.**



## GUILD NEWS AND NOTES



- ❖ **2022 Charity Quilt Programs** – The Board has decided to restart our Charity Quilt program in January 2022. We will support two charities throughout the year. (1) The Airman’s Attic at MacDill Air Force Base in Tampa and (2) The Child Advocacy Center in Hernando County. Quilts for the Child’s Advocacy Center should be lap quilt size of 40” x 60”. These are quilts for children when they are removed from their home due to abuse. Sandy Wesley will be the point person for Child’s Advocacy. The Airman’s Attic is looking for baby and small child items along with kitchen items that are in good condition. Gayle Keenan will be the point person for Airman’s Attic
  
  - ❖ **“Free For All” Table began in January 2022** we will have a “Free For All” table at each meeting. Any member who has good quality items that they no longer need and would like to pass on to another member may put them on the Free For All table. If it hasn’t been taken by another member you will need to collect it and take it back home with you.
  
  - ❖ **2022 GUILD CHALLENGE – “TRIANGLES TRIANGLES TRIANGLES”** is the theme for the 2022 challenge. Half square triangles, Quarter square triangles, Equilateral triangles [3 sides same length] Isosceles triangles [2 sides same length] All blocks in the quilt must be made from one or more of the above. The triangles can be composed of strips of fabric or from a single fabric. Strip sashing between blocks is allowed, if your design requires it. No squares, rectangles, circles, hexagons, or any other shape – unless they are created with triangles. Optical illusions allowed – as long as they are created with triangles. The challenge due date is November meeting 2022. See page 6 for further information.
  
  - ❖ **2023 LAKE YALE RETREAT – Monday, March 6th to Thurs March 9<sup>th</sup> 2023** – Karen Pilon and your Retreat committee have secured the date for our 2023 Retreat at Lake Yale, but have decided to keep our sewing room in the church because there are so many people who have signed up for the Retreat and without disappointing anyone who wants to go. We have increased the cut off to all members who have signed up and paid the first installment of \$100.00. We will go back to 6 Pods. The cost will be \$280.00 per person for a double room. We have asked you to give a deposit of \$100.00 at the March meeting to secure your spot. If you have not paid you will be taken off the list. Please make your check out to **HERNANDO QUILTERS GUILD**. Next year’s dates are March 6 through March 9<sup>th</sup>, 2023.
  
  - ❖ **2023 LAKELAND BUS TRIP TO EXPO** - We will be doing a bus trip to the Lakeland Sewing Expo on March 17, 2023 which is a Friday (2<sup>nd</sup> day of Expo). Sandy Wesley has a sign-up sheet on her table for those who wish to go so that we have an idea of how many will be attending. We will receive a quote in January from the bus company on how much we need to pay the bus because of gas prices. Sandy will get back to us on what our fee will be, where to meet the bus, etc.
  
  - ❖ **2023 QUILT SHOW**– The Quilt Show has been changed to 2023 since we feel it would be difficult to start getting our committee heads together and having meetings for the show. This will also give us more time to make items for the Boutique, both craft items and quilting items. The tentative dates for the show are November 3<sup>rd</sup> and 4<sup>th</sup>, 2023. Sharon Kenny Didden and Cindy Fitzgerald will be co-chairpersons for the show. If you are interested in volunteering for a committee, please get in touch with Sharon Kenny Didden by phone (352-678-1176) or e-mail (skdidden@gmail.com)
-



# QUILT SHOWS/CLASS SCHEDULES

## ❖ July 15-30, 2022 CENTRAL FLORIDA SHOP HOP “July Fling”

Celebrate the Red, White & Blue

Coordinated Quilt Block Give Away; Prizes: \$75 and \$50 Shipping Sprees

9+ Participating Shops: Beyond The Stiches, A Quilting Palette, Oceans of Threads, Quilters Anonymous, Sew-Mini Things, Sew Together, The Quilt Place, The Sewing Studio Fabric Superstore, Nana’s Quilt Shop and The Sewing Studio at Lady Lake

<b>A Quilting Palette LLC</b> 732 S. US Hwy 441 Lady Lake, FL 32159 352-751-0405 9-5 Mon-Sat <a href="http://www.aquiltingpalette.com">www.aquiltingpalette.com</a>	<b>Beyond The Stiches</b> 979 N Suncoast Blvd Crystal River FL 34429 352-794-3289 9-5 Mon-Fri, 9-3 Sat <a href="http://www.beyondthestitches.com">www.beyondthestitches.com</a>	<b>Oceans of Thread</b> 2709 S. Woodland Blvd Deland, FL 32720 386-337-5528 10-5 Tues-Sat <a href="http://www.oceansofthread.com">www.oceansofthread.com</a>
<b>Quilters Anonymous</b> 9225 Pine Island Road Clermont, FL 34711 352-241-6768 9-4 Mon-Sat <a href="http://www.quiltersanon.com">www.quiltersanon.com</a>	<b>Sew-Mini Things</b> 3820 N. Hwy 19A Mt. Dora, FL 32757 352-483-0082 10:30-4 Tues-Sat <a href="http://www.sewminithings.com">www.sewminithings.com</a>	<b>Sew Together</b> 700 N. Main St. Wildwood, FL 34785 352-330-2483 9-4 Tues-Fri, 9-2 Sat <a href="http://www.sewtogetherquilting.com">www.sewtogetherquilting.com</a>
<b>The Quilt Place</b> 11601 South Orange Blossom Tr. Orlando, FL 32837 321-632-3344 9:30-5 Mon-Fri 9:30-3:30 Sat <a href="http://www.thequiltplace.com">www.thequiltplace.com</a>	<b>The Sewing Studio Fabric Superstore</b> 9605 S US Hwy 17-92 Maitland, FL 32751 407-831-6488 9-7 Mon-Fri, 9-5 Sat <a href="http://www.sewing.net">www.sewing.net</a>	<b>Nana's Quilt Shop</b> 18851 Cortez Blvd Brooksville, FL 34601 352-796-0011 10-4 Tues-Fri 10-3 Sat <a href="http://www.nanasquiltshop.com">www.nanasquiltshop.com</a>
<b>The Sewing Studio at Lady Lake</b> 918 Bichara Blvd Lady Lake, FL 32159 352-753-0219 9-5 Mon-Sat <a href="http://www.sewing.net">www.sewing.net</a>	Name: Email: <b>Participating shops</b> Phone:	

## ❖ September 15 to 17, 2022 Jacksonville, FL - QUILTFEST 2022

Prime F. Osborn III Convention Center, 1000 Water Street, Jacksonville, Florida

Thursday, Friday & Saturday

9:00 a.m. – 5:00 p.m.

## ❖ October 14 – 15, 2022 A QUILTER’S JOURNEY Piecemakers Quilt Guild of Brandon

**Venue:** The Regent 6437 Watson Road, Riverview, Florida.



# CLASS SCHEDULES




## 2022 Calendar of Classes



Date	Quarry	Forest Oaks Lutheran	Instructor
	<b>TUESDAY</b>	<b>FRIDAY</b>	
<b>JUNE</b>			
14 <sup>th</sup>	Hidden Walls		Anne Koetter
17 <sup>th</sup>		Towel	Darlene Livingston
21 <sup>st</sup>	Dreamy Dan		TeklaBell/Sandy Wesley
<b>JULY</b>			
8 <sup>th</sup>		60D Table Runner	Judy Thew
12 <sup>th</sup>	Beginner's Class 1		Anne Koetter
15 <sup>th</sup>		Quilt As You Go	Pam Russavage
19 <sup>th</sup>	Beginner's Class 2		Anne Koetter
<b>AUGUST</b>			
16 <sup>th</sup>	Turkey		Tekla Bell/Sandy Wesley

Sandy Gantenbein has taken on the task of collecting small Kennel Quilts. For all you small animal lovers here are the guidelines. Last week I e-mailed out the directions for you to follow. If you wish to participate you can contact Sandy for further information.

### Guidelines for Small Kennel Quilts

**Contact Sandy Gantenbein – 509-426-0730, email: [42deedee24@gmail.com](mailto:42deedee24@gmail.com)**

- ❖ Materials used should be 100% cotton (biodegradable)
- ❖ DO NOT USE FLANNEL
- ❖ Pre-wash fabrics (pets can have allergies just like humans)
- ❖ Finished size should be **12" x 18"**. This fits the most commonly used small kennel used at shelters
- ❖ Use the THINNEST batting possible.
- ❖ DO NOT USE BINDING as it can be hazardous to pets if it becomes loose
- ❖ Layer, sew around the edge using a small stitch length, and turn quilts pillow-cover style. Whipstitch the opening with small, tight stitches.
- ❖ Keep the quilting simple and use small tight quilting stitches that won't catch on pet claws. DO NOT TIE quilts as the ends can get caught in claws or chewed off.
- ❖ DO NOT USE any metallic threads or other embellishments of any kind. (e.g. beads, buttons, charms, ribbon, lace, trims, etc.)
- ❖ DO NOT ADD handles or loops to the quilt.

Bring finished quilts to regular meeting and give to Sandy Gantenbein and she will package the quilts up and send them to the appropriate address.

# Guild Challenge Directions 2022

Kathleen East as the winner of the 2021 Challenge has chosen “Triangles” as the theme for the 2022 Challenge. Below are the instructions.



## **HQG Quilt Challenge 2022**

*Is*

**TRIANGLES!!**



**TRIANGLES!!**

**TRIANGLES!!**



**Half square triangles**

**Quarter square triangles**



**Equilateral triangles [3 sides same length]**

**Isosceles triangles [2 sides same length]**

**ALL** blocks in the quilt must be made from one or more of the above. The triangles can be composed of strips of fabric or from a single fabric. Strip sashing between blocks is allowed, if your design requires it. No squares, rectangles, circles, hexagons, or any other shape – unless they are created with triangles. Optical illusions allowed – as long as they are created with triangles.

**Categories:** Entries will be judged in one category

**Judging:** An outside judge will choose

- Best of Show
- 1<sup>st</sup> Place
- 2<sup>nd</sup> Place
- 3<sup>rd</sup> Place

Guild members will vote for the winner of “Viewer’s Choice”

**Quilting:** Your quilt must be hand or machine quilted

**Size:** No smaller than 16”x 16” and no larger than 45”x60”. If your entry is larger or smaller than the specifications, your entry will not be judged.

**Due Date:** November 17, 2022 at the Guild Meeting

**Rules:** The quilt for this entry must have been made during this challenge year, between November 16, 2021 and November 17, 2022. Your quilt must have a label on the back with your name and the quilt entry title.



# Show & Tell April / May



Sandy Wesley and her sister delivered several quilts to the Child Advocacy Center in Hernando County. These are quilts for children when they are removed from their home due to abuse. Keep up the good work ladies. If you have done any quilts, please give them to Sandy Wesley.



Penny Dyer finished the wedding quilt for her granddaughter and her husband. Really nice Penny.



Raelee is showing her Ocean Wall Hanging. Really pretty!

**A showing of the 2022 Mystery Quilts.** The participation was wonderful and each one looks different. It was impossible to put them all into the newsletter, but here are a few. Nice job ladies.



Karen Pilon is showing a few of her children's quilts. The one on the right she made at the Retreat for her great grandson Leo. Nice!



Connie Jablonsky is showing her quilt called "Neighborhood". And her Halloween Quilt.



# Show & Tell Continued April and May

At our April Meeting Colleen and Mary from Nana's Quilt Shop presented a Trunk Show and Sale. Below are a few of the Quilts they displayed. Thank you ladies for a very nice showing.



Judy Thew is showing her dog wall hanging which she paper pieced w/50 small pieces. Quite an accomplishment!



Pam Russavage is showing her beautiful "Rhododendron Trail" Quilt. Great job Pam.



Kathy Bixby is displaying two of her most recent Edita Sitar Quilts. Beautiful.



Anne Koetter is showing her quilt called "Amish Ocean Waves" Very colorful.



The ladies are showing some of the Retreat Quilts from a pattern that Ava Rossler taught.



Tekla Bell is showing her beautiful variation of a Retreat quilt.



Bonnie Holliday is displaying her Canada Mystery Quilt.





# THIS & THAT



## Some Quilt History Facts

- The history of quilting can be traced back at least to medieval times. Early examples exist from Europe, India and the Far East.
- The word 'quilt' has been linked to the Latin word 'culcita', meaning a bolster or cushion, and seems to have first been used in England in the 13th century.
- The earliest quilting was used to make bed covers: quilts are often mentioned in medieval inventories and frequently became family heirlooms.
- The Tristan Quilt survives from 13th-century Sicily. It depicts 14 scenes from the medieval legend of Tristan and Isolde – lively depictions of battles, ships and castles – and is one of the earliest surviving examples of 'trapunto', or stuffed quilting, (from the Italian 'trapuntare', to quilt). Circa 1360 – 1400, Sicily
- Because items such as bed covers involve large surface areas, quilt making is often associated with social occasions where many people share the sewing. Particularly in North America, there is a tradition of a quilt-making 'bee' for a girl about to get married, with the aim of hand stitching a whole quilt in one day.
- In Britain, quilting was most popular in the 17th century, when it was used for quilted silk doublets and breeches worn by the wealthy and later for petticoats, jackets and waistcoats.
- Quilts were produced professionally in major towns and cities – London, Canterbury and Exeter are examples.
- Quilts were also imported. Quilted Indian bed covers made from chintz fabric (Indian painted and dyed cotton) were very popular for both the British and Dutch markets in the 17th and 18th centuries.
- An examination of colonial American probate estate inventories reveals very few quilts, and those only in wealthier households. Most settlers relied on heavier loomed coverlets and “bed rugges”.
- The earliest surviving American quilts tend to be whole cloth calamancos, in which the glazed wool top was layered with wool batting and a home-woven linen or linsey-woolsey back, then closely quilted in plumes and other decorative motifs.
- In the pre-Revolutionary American colonies, England and France supplied most if not all fabrics, although clothing and linens were often constructed at home. By the early 19th century, American-produced cotton fabrics were being manufactured cheaply in a large array of prints, helping to make quilts more affordable. The quilts from this period were often made medallion style, with a variety of elaborate borders surrounding a patchwork center.
- The invention of the sewing machine in the 1840s changed household sewing. I.M. Singer introduced a pay-by-installment plan which allowed many access to a treadle (foot pedal) machine.
- In the 1840s a new style emerged: the Baltimore Album or Friendship quilt. This quilt was elaborately appliquéd with floral and other figures. Typically, each block had a different design.
- 1880 was the first time in recorded history an electric motor was put on a sewing machine. These motors were added to retrofitted sewing machines, invented and implemented by Philip Diehl, a contractor who worked for Singer.
- The Great Depression of the 1930s popularized feed sack quilts. Cloth sacks that held animal feed, flour, and other staples were packaged were produced in a wide variety of cheerful prints. These would be repurposed into quilts after the original contents were used.
- During the Great Depression period quilters shared patterns from weekly newspaper columns. The Kansas City Star featured more than 1,000 designs from 1921 to 1961. Companies like the Ladies Art Company, Aunt Martha, and Grandmother Clark offered patterns, supplies, and kits of precut fabric to the public.
- Singer introduced the world's first computer-controlled machine, the Touchtronic 2001 in 1978.
- America's bicentennial in 1976 sparked a quilt revival in America. The movement centered on the idea of getting back to one's roots and traditions.
- Tools we use today such as rotary cutters and cutting mats were not widely available until the 1980's. Until then, templates were made with cardboard or sandpaper and fabric was cut with scissors.



# Advertising

Long Arm Quilting Service • Machine Embroidery Supplies

## Nana's Quilt Shop



Fabrics • Notions • Classes • Kits

Owners  
Coleen Poole  
Mary Russell

Monday - Friday 10-5  
Saturday 10-3  
nanasquiltshop.com

18851 Cortez Blvd.  
Brooksville, FL 34601  
352-796-0011

## Scrap & Sew

16541 Pointe Village Dr. • Suite 108 • Lutz, FL 33558  
813-749-0888 • www.scrapandsew.com  
email: lori@scrapandsew.com

Mon-Fri 10am-6pm • Sat 10am-5pm

Quality Quilt Shop Fabrics • Notions and Patterns  
Classes / Private Lessons  
Embroidery Software • Software Training  
Online Fabric Store

Exclusive PFAFF and Husqvarna Viking Dealer  
for Sewing Machine Sales & Service



**Husqvarna** **VIKING**

## Country Quilts & Bears





1983 Drew Street  
Clearwater, FL 33765  
(727) 461-4171

CountryQuilts@tampabay.rr.com  
www.countryquiltsandbears.com

## Donald Bunn's Machine Quilting

Donald Bunn  
Owner/Operator

963 E. Wacker St.  
Hernando, FL 34442  
(352) 533-3027  
Dbunn4@Tampabay.rr.com



## Briquette's Quilting

Quilting is my passion

Briquette Kasm  
Quilter

14944 Lancer Road  
H 1-727-379-0274/ C 1 -727-207-2485  
bk.paws@hotmail.com



## CUTTIN UP FABRIC

BEST PRICES IN TOWN

NILDA B BRINSON  
OWNER

6308 GALL BLVD UNIT B  
ZEPHYRHILLS, FLORIDA 33542-2504  
813-782-0999  
nildabrinson@hotmail.com  
Nilda's Cuttin Up Fabric -FB




## A Material Girl Quilt Shop

Marie Anderson, Owner

36844 Hart Ranch Road  
Eustis, Florida 32736

Phone: 407-252-2539  
E-mail: Materialgirl2523@yahoo.com  
Open: 10 - 4 Monday thru Saturday  
Redhartquilts.com



# Advertising



Becky Garland - Owner  
Allyson O. - Manager

**EPIC TEAM**

Marge, Brandon, Marie G.,  
Marie L., Jasmin, Colleen

Website:  
[www.fabric-warehouse.net](http://www.fabric-warehouse.net)

Facebook:  
Fabric Warehouse

Email  
[fwarehouse@tampabay.rr.com](mailto:fwarehouse@tampabay.rr.com)



3030 North Florida Ave  
Lakeland, FL 33805  
Corner of Griffin & North Florida Ave

Phone (863) 680-1325

Monday - Saturday 10 am - 5:30 pm  
Over 4,000 bolts of fabric  
"A Truly Unique Shopping Experience!"

## Sew & Save


Sewing Machine Sales and Service

Towne Square Mall  
Unit 270  
Behind Chili's on U.S. 19


**Juki Dealer**

352-684-5445  
Open Tues-Sat 10-3  
[sewnsave@att.net](mailto:sewnsave@att.net)  
3021 Commercial Way, Spring Hill, FL 34606

Sewing Machine Service Center  
For All Makes



Randy Kasberg



## Bear's Paw Quilting, LLC

Edge to Edge & Custom Longarm  
Machine Quilting

Laurie Pearce  
Owner & Longarm Machine Quilter

11332 Fulmar Rd.  
Brooksville, FL 34614

Phone: 352-583-4705

Email: [bearspawquilting@gmail.com](mailto:bearspawquilting@gmail.com)

Quilters Anonymous, Inc.

9225 Pine Island Road  
Clermont, Florida 34711

Local: 352-241-6768  
[quiltanoninc@aol.com](mailto:quiltanoninc@aol.com)  
Visit our shop: [quiltersanon.com](http://quiltersanon.com)



## LaRose Quilting Creations

Custom Longarm Quilting

Louise Isabelle

723 Challice Drive  
Spring Hill, FL. 34609

352-428-8588  
[Nhlouise@brighthouse.com](mailto:Nhlouise@brighthouse.com)



*May your bobbins be full and ever flowing.  
May your stash be rich, colorful, and abundant.  
May your stitches be even and straight.  
May you always be comforted by the warmth and joy of creating.  
And may your heart be joyful and blessed.*

