



Hernando Quilters' Guild Newsletter



JULY/AUGUST 2021

Website: www.hernandoquiltersguild.com

President's Message



Dear Guild Members,

This year my husband and I made our trip back to Michigan in three days instead of the last 19 years doing it in two. What a pleasant trip! No hurry to leave early in the morning and no driving late into the night. We even had a nice dinner two of the nights with my usual request for my Michigan Coney Island hot dog before driving into our driveway. It was heavenly as usual!

As most of you know your Board meets the day before our General meeting to discuss what will be taking place at the General meeting and upcoming months. We have become one little happy family and I already miss their camaraderie, and to say I missed all our members would be an understatement!

If you have not started on your Challenge Quilt, you still have time to do so. Pam Russavage will have the fabric that needs to be incorporated into your wall hanging. I found that when I entered these challenges I did some of my finest work. If you have not participated in the past, please give it a try this year. The guild members will be judging along with Nana's Quilt Shop. It should be fun!

Please note that Barb Theriault will have a reminder note on when your monies are due for the 2022 Retreat on February 28, March 1, 2 and 3rd. We've got a couple of surprises for you at this retreat.

And speaking of Retreats, Louise Isabelle and I have been diligently working on the Opportunity Quilt for our next Quilt Show, using our retreat blocks that were made by our members. Sharon Didden did a great job picking our block "Snail Trails".

So until the October meeting.....

Fondly,
Karen Pilon - President

2021/2022 Officers/Committee Chairs

| | |
|---------------------------------------|---------------------------|
| President | Karen Pilon |
| 1 st Vice Pres. | Louise Isabelle |
| 2 nd Vice Pres. (Programs) | Sandy Wesley/Penny Dyer |
| Secretary | Sharon Kenny Didden |
| Treasurer | Raelee Russavage |
| Quilt Shop Advertising | Tekla Bell/Barb Theriault |
| Quilt Trips | Tekla Bell |
| Block/Month | Marilyn Ryder |
| 2021 Quilt Challenge | Pam Russavage |
| 2021 Retreat (March) | Karen Pilon |
| Fat Quarter Drawing | Judy Thew |
| 50/50/Food Bank | Sally Cosenza |
| Mystery Prize | Ann Brock |
| Membership | Alma Martin |
| Newsletter/Guild Advertising | Barb Theriault |
| Communications/Web Liaison | Barb Theriault |
| Sunshine | Bonnie DeFranco |
| Webmaster | Dave Curtis |

2021 Fat Quarter Schedule

| | |
|-----------|---|
| January | Red/White/Pink or Hearts |
| February | Greens or Shamrocks |
| March | Earth Tones: i.e. Browns/Tans, Golds, Burgundy, dark greens, etc. |
| April | Florals or Pastels |
| May | Batiks Only |
| June | Red/White/Blue |
| July | Black, Grey or White |
| August | Neutrals: Beige/Tan/Cream |
| September | Fall Colors i.e. Golds, Orange, Browns, Reds, Yellows |
| October | Any Fat Quarter you want to enter, but no more than 5 per person. |
| November | Christmas Theme |
| December | No Exchange |

Happy Birthday

JULY

Donna Bleier 2
 Mary Evey 2
 Patricia Barnum 5
 Sue House 6
 Suzanne Williams 8
 Terri Coley 12
 Gail Wright 13
 Deborah McCabe 24
 Cheryl Ameling 28
 Rene Fogarty 30

AUGUST

Sonia Work 2
 Beth Kottmann 3
 Monica Sheppard 8
 Louise Isabelle 11
 Ruth Koch 11
 Cindy Fitzgerald 12
 Patricia McCleary 13
 Kay Shafer 15
 Sandy Wesley 16
 Margo Wyllie 16
 Penny Vallauri 17
 Jamie Crowe 18
 Donna Anderson 26
 Penny Dyer 28



Raffle Block of the Month Schedule 2021

| Preview | Distribute Kits | Raffle | Pattern | Presented By: |
|---------|-----------------|--------|-----------------|---------------|
| April | May | June | House w/Heart | Ann Brock |
| May | June | July | Pineapple Block | Marilyn Ryder |
| June | July | Aug | Patience Corner | Anne Koetter |
| July | Aug | Sept | Sailboat | ????? |
| Aug | Sept | Oct | Bright Side | ????? |



* See Marilyn Ryder to sign up

| Meeting Type | Day | Date | Place | Time |
|---------------|-------|---------|---|-------|
| Board Meeting | Wed | 6/23/21 | Quarry | 10:00 |
| Guild Meeting | Thurs | 6/24/21 | Jerome Brown Comm. Ctr. | 9:30 |
| Board Meeting | Wed | 7/21/21 | Quarry | 10:00 |
| Guild Meeting | Thurs | 7/22/21 | Jerome Brown Comm. Ctr. | 9:30 |
| Board Meeting | Wed | 8/25/21 | Quarry | 10:00 |
| Guild Meeting | Thurs | 8/26/21 | Jerome Brown Comm. Ctr. | 9:30 |
| Board Meeting | Wed | 9/22/21 | Quarry | 10:00 |
| Guild Meeting | Thurs | 9/23/21 | Jerome Brown Comm. Ctr. Trunk Show by "Beyond Stitches". | 9:30 |

FIELD TRIPS

The Guild has planned the following trips for July and August

Friday, July 16, 2021

Trip to Quilted Twins, Dade City . Rachael will open on Friday just for our trip. Meet at Publix 41 and 50 at 9:30am.

Thursday, August 19, 2021

Trip to Quilters Anonymous, 9225 Pine Island Road, Clermont, Florida 34711

If you have any questions, call Tekla Bell

Cell: (315) 254-1676



Let our **SUNSHINE LADY**, Bonnie DeFranco (352-942-7336), or sewingnurs118@gmail.com know about the needs or illnesses of our members.

NEWSLETTER: Call or send any information, suggestions, correspondence, tips, or sayings dealing with quilting to **Barbara Theriault, 8181 Weatherford Ave., Brooksville, FL 34613**; e-mail: btheriault1@tampabay.rr.com; or call 352-597-8816 or Cell: 678-793-5335. Next deadline is **August 5, 2021**.



GUILD NEWS AND NOTES



- ❖ **2021 Membership Dues** – Our dues for 2021 will be free to all existing members who are renewing, but there will be a \$25.00 dues for any new members joining in 2021. The decision by the Board to not pay dues for 2021 for existing members was due to the fact that we did not have any meetings for almost a year or better, due to the Pandemic. All those who are renewing for 2021 needed to fill out a form, which was e-mailed to you to bring to the April meeting so we can update our membership list. The 2022 dues will be due in January 2022 and will be \$25.00 for all members renewing.

 - ❖ **2021 CHRISTMAS LUNCHEON** – Our annual Christmas Luncheon this year will be held at the Heather's Clubhouse. The party will be held on Thursday, December 9th, 2021 from 11:00am until 2:00pm. Louise Isabelle will be checking with local caterers to provide food. Cost and signup info will be at a later date, so stay tuned.

 - ❖ **2021 GUILD CHALLENGE** – “Home Sweet Home” is the theme for the 2021 challenge. One of our favorite quilt blocks is the house pattern and you can base your entry around a house theme. The due date for this challenge has been moved to the October 28th, 2021 Guild meeting. The change again was made due to the Pandemic and our not being able to meet for almost a year. Hopefully, next year's challenge will be due as usual in February 2022. If you have any questions you can call Pam Russavage, our challenge coordinator for 2021. Coleen Poole from Nana's Quilt Shop will be available for Judging. See page 5 for all the challenge details.

 - ❖ **2022 LAKE YALE RETREAT – Monday, February 28, - March 1st, 2nd and 3rd 2022** – The Retreat will again be held at Lake Yale in the McGuire Building and the cost will be \$275.00. Karen Pilon and your retreat committee have secured our date.

 We will be collecting your first deposit of **\$100** due by the **August meeting**. Your second deposit of **\$100** will be due at the **October** meeting. Your final payment of **\$75** is due no later than the **January** meeting. Please make your check out to **HERNANDO QUILTERS GUILD** and send your checks to Sharon Kenny Didden, 2382 Restmere Lane, Spring Hill, FL 34609 made out to Hernando Quilters Guild. Again, the dates are February 28, March 1,2 and 3rd. You are welcome to pay the full \$275.00 if you wish. More info will follow when Karen gets back in October.

 - ❖ **2023 QUILT SHOW**– The Quilt Show has been changed to 2023 since we feel it would be difficult to start getting our committee heads together and having meetings for the show. This will also give us more time to make items for the Boutique, both craft items and quilting items. If you are interested in volunteering for a committee, please get in touch with Karen Pilon by phone (734-635-1560) or e-mail (tompilon@provide.net)

 - ❖ **GUILD WEBSITE** – If anyone is interested in seeing photos of our 2019 Quilt Show, you can view these photos under the Quilt Shows Category on our site. For new members who might not be familiar with our site it is: www.hernandoquiltersguild.com. Please check it out. You can also view all of our newsletters that I have done since 2008 when I started as your Editor. It's interesting to see the progression of our Guild from year to year.
-



QUILT SHOWS/CLASS SCHEDULES



- ❖ **November 5-6, 2021** Ocala Quilt Show “On Top of the World” to be held at Circle Square Cultural Center, 8395 SW 80th St., Ocala, FL 34481
- ❖ **November 12th and 13th, 2021 QUILT SHOW IN TAMPA** - Quilters Workshop of Tampa Bay, Florida. Friday 9:00am to 5:00pm; Saturday 9:00am to 4:00pm.
www.quiltersworkshoptampa.org
- ❖ **November 12th and 13th 2021** - QUILT SHOW IN LAKE COUNTY *The Lake County Quilters Guild will hold it's annual 2021 Fantastic Quilt Show on; Friday, November 12th, 9 am - 4pm and Saturday, November 13th, 9am - 4pm.*
NEW Location: Venetian Center, 1 Dozier Court, Leesburg, Fl.
Judged quilts, Boutique, Vendors, Raffle Quilt, Demonstrations and Quilts for sale Admission \$ 10.00 For more information call (407) 917- 1575
- ❖ **February 18-19-20, 2022 WEST PASCO QUILTERS' GUILD 2022 BIENNIAL QUILT SHOW “SPICE OF LIFE”** Hours Friday/Saturday 9 – 5, Sunday 10-4. Daily admission \$7.00, Multi-day \$10.00 Quilt Appraisals by Robin Koehler, over 400 quilts on display, guild boutique, Silent Auction and great variety of vendors.
- ❖ **Jacksonville Quilt Show – Moved to March 2022.**



2021 Calendar of Classes



A Class for July 13th will still be at the Quarry, but all future classes will now be held on the 1st, 2nd and 3rd Friday's of the month at Forest Oaks Lutheran Church on Forest Oaks Drive in Spring Hill. Class sign-up will still be at the Program table in front and class fees will still be \$5.00 per class.

Class on Tuesday, July 13, 2021 at the Quarry

Christmas In July Hot pad, taught by Louise Isabelle. Sign up sheets were at the Program Table in June.

Class on Friday, August 13, 2021 at Forest Oaks Lutheran Church

“LeFeet class, taught by Ava Rossler. She will demonstrate machine feet and their use.

Class on Friday, September (TBD), 2021 at Forest Oaks Lutheran Church

“Collage Class” taught by Sharon Allard. Check at the front table for available sign-up and actual class date in September.

Class on Friday October 1st, 2021 at Forest Oaks Lutheran Church

“Wool Applique” taught by Sandra Davis. Sign up will be at the June, July or August meeting.

Class on Friday October 8th, 2021 at Forest Oaks Lutheran Church

“Dresden Christmas Tree” A Missouri Star pattern taught by Penny Dyer. Sign up will be at the June, July, or August meeting.

Class on Friday, November 1st, 2021 at Forest Oaks Lutheran Church

“Continuous Binding” taught by Ava Rossler. Sign up will be at the June or July meeting.

Guild Challenge - 2021

2021 Hernando Quilt Guild Challenge

Home Sweet Home

One of our favorite quilt blocks is the house pattern. Since the pieced block is technically simple, there is ample opportunity for experimentation. Our theme for 2021 is Home Sweet Home. Let your imagination run wild! Build your entry around the house of your dreams, the house of your childhood, a holiday house (don't get stuck on the standards – think about "Take your Pet to the Vet Day", Ground Hogs Day, Arbor Day, National Donut Day, etc.). How about your favorite house to visit, a haunted house or even your "today" house? Feel free to add activities, landscaping, pets, automobiles, hobbies, flora, fauna and/or other embellishments. You may use a purchased pattern, design one of your own, or use one of the blocks suggested by the committee. Don't limit yourself to a quilt or a wall hanging. Perhaps a pillow or a bag or a fabric basket.

As part of the challenge each participant must purchase a fat quarter of "Home Again Houses" fabric for \$5.00 as an entry fee (see Pam Russavage). This fabric must be visibly incorporated into the quilt top, although it's not necessary to use the entire fat quarter. To reclaim your entry fee, you must turn in your project for display and judging at the end of the challenge. Any entry fee not reclaimed will be donated to the guild to be used in one of its charities.



Categories: Entries will be judged in one category.

Judging: The Guild Members will be judging for "Best of Show", 1st place, 2nd place, and 3rd place. Guild members will also vote for the winner of "Viewer's Choice".

Composition: You must have the fabric "Home Again Houses" visibly included on the quilt top.

Quilting: You must have hand or machine quilting on your entry.

Size: No smaller than 16X16 and no larger than 45x60. If your entry is smaller or larger than the specifications, **your entry will not be judged.**

Due Date: October 28, 2021 – Guild Meeting

Rules: You are not allowed to use a project that has been made previous to this challenge. It must be made between March 26, 2020 and October 28, 2021. There will be a sign-up sheet when you turn in your entry. You must label the back of your entry with your name and the entry title.

New Facility For Classes

Starting in August we have a new facility for classes. We will be able to hold classes on the 1st, 2nd and 3rd Fridays of the month. We have made arrangements with Forest Oaks Lutheran Church on Forest Oaks Blvd., Spring Hill. It's a beautiful facility. Sandy Wesley took some pictures of the classroom, so you can see the sewing room we will use. It's a beautiful room with so much light for sewing and plenty of room for students.



Show & Tell- May, 2021

Show & Tell for the month of May, quilts shown by members. I tried to capture as much as I could while taking photos, so below are some of the results.



Anne Koetter went to a Flea Market and bought a basket with quilt tops and by surprise she obtained several. She put them together and made these 3 quilts: Sun Bonnet Sue, Crossroads to Texas and Orange Storm At Sea. How lucky can you get! Wow, what a find.



Darlene Livingston is showing her embroidered feather weight Case Cover. Nice job Darlene.



Denise Jolliffe is showing her Autumn Mums wall hanging. Love the colors.



Kathleen Rufa is showing this colorful Elephant Quilt. Really nice Kathleen.



Raelee Russavage is ready for various holidays with her cute wall hangings for St. Pat's Day and Valentines.



Gail Wright is showing her 2020 quilt in blacks, browns and neutrals. Nice combo and pattern.

Show & Tell- May, 2021 (Continued)



"Oh My Stars" what a colorful quilt by Louise Isabelle. Great job.



Another nice quilt from Sally Cosenza. 4th of July colors. Great Sally.



Jamie Crowe is showing a beautiful quilt show our love for America and Freedom. Great Quilt Jamie. Gold Bless America!



Janice Parker's quilt "Running Free" Wonderful gift for a horse enthusiast!



Janice Parker displays a wedding quilt she made and had pictures from the wedding embedded on the quilt. Really nice.



Copyright © 2013, Julia Lorenzette/KC Star



THIS & THAT



10 Tips For Choosing A Color Palette

When we ask quilters what they struggle with most, choosing fabric is always toward the top of the list. Here are 10 great tips to help you find the color palettes and combinations that work best for you.

First, let's talk about inspiration. Inspiration is everywhere, but we have some specific suggestions for places to look to help get you started.

1. Start with a photo that you love, whether it's one you've taken or one you've seen online. These photos can be from your vacations, from magazines or advertisements, or artwork. If you find yourself drawn to a particular image because of the color palette, why not try pulling together fabrics that are similar?
2. Use a multicolor fabric print to pull together colors. Whether you plan to use the particular print in your quilt or simply use it for color inspiration, it's a great way to get started. When the fabric was created, the designer already did the work of creating a color palette for you! Use the colors from the fabric to pull a palette of your own.
3. Look at the selvage of the fabric for a color palette. If you aren't familiar with fabric selvages, take a look along the bottom edge of fabric. You'll usually see the name of the fabric line, the fabric designer's name, and some color dots. The color dots are each individual ink color used in the fabric printing process. If the fabric has more than one color, you'll see the color dots, which you can use to help pull together a palette.
4. Dive into color theory. You might remember learning about color theory when you were in school, and that theory hasn't changed no matter how long ago you learned it! There are a lot of great resources for learning color theory, including using a color wheel or reading books on the topic. Color theory is a very specific way of learning about color, but if you need a little help getting started, it can be an excellent resource.

Now let's look at tips for mixing and matching fabrics to make a beautiful quilt.

5. Once you've figured out a color palette you want to use, think about the scale of the prints in your project. In order to create a nice visual push and pull, it's great to have a range of large, medium, and small prints. This will add nice texture and movement to your quilt. If you're averse to large prints, try adding a small stripe or floral. Sometimes even a small print can make an impact against tone-on-tones. (There are a few exceptions to this rule. If you're making a quilt that is all solids, obviously this rule doesn't apply. If you're making a quilt with small pieces, choosing a large-scale print can overwhelm the small blocks.)

{Continued}

6. Up the contrast! Contrast means having a mix of light, medium, and dark fabrics. The best way to easily see if you have enough contrast is to take a picture of your fabric selection on your phone and change it to black and white. This will allow you to see the contrast variations without being distracted by the colors themselves. If all your fabrics are the same in contrast, you'll have a quilt design that looks undefined and mushy.
 7. Once you've selected your fabrics taking scale and contrast into consideration, think about where each of those fabrics will be placed in the pattern. Color and fabric placement can make such a huge difference in your quilt. Many times, a pattern has a secondary design you can highlight with your color placement, so it's really fun to think about where your colors are going and what part of the design that will bring forward. You can do something similar by using computer programs such as Electric Quilt. Some patterns also come with coloring pages where you can color in different options for color placement.
 8. If you're feeling unsure about color placement, consider making a test block. Make sure you have enough extra fabric before you do this, that way you don't run out when you make your actual quilt! If you don't end up using the test block in your quilt, you can set it aside and practice quilting on that block later.
- Move forward with confidence in your fabric choices!
(And follow these tips for some extra fun when picking a palette.)**
9. Have a go-to color palette. We're all naturally drawn to specific color combinations (look at your wardrobe or home decor.) If you're feeling stuck and unsure of what fabrics to pull, start with this signature color palette, then add in new colors or swap some out for a new combination.
 10. Our last tip is to play around and have fun! On the next rainy day, go to your stash and start putting fabrics together (it's ok if you don't have a project in mind). If you make a combination you love, take a photo so you can remember it.

BONUS: Just remember that there are no rules. These tips can help you find the palettes and combinations that work best for you. But if you like the fabric that you've selected, that's all that matters.

Advertising

Long Arm Quilting Service • Machine Embroidery Supplies

Nana's Quilt Shop



Fabrics • Notions • Classes • Kits

Owners
Coleen Poole
Mary Russell

Monday - Friday 10-5
Saturday 10-3

18851 Cortez Blvd.
Brooksville, FL 34601
352-796-0011

nanasquiltshop.com



Pat Wilkinson
pipsqeak@verizon.net
www.quilttilyouwilt.net
727-862-6141

9609 Fulton Ave
Hudson Fl 34667

Tues-Fri 10am-5pm
Sat. 10am-3pm
Fri 7pm-9pm

*Custom Machine Quilting
Professional Embroidery*

Country Quilts & Bears




1983 Drew Street
Clearwater, FL 33765
(727) 461-4171

CountryQuilts@tampabay.rr.com
www.countryquiltsandbears.com



16541 Pointe Village Dr. • Suite 108 • Lutz, FL 33558
813-749-0888 • www.scrapandsew.com
email: lori@scrapandsew.com

Mon-Fri 10am-6pm • Sat 10am-5pm

Quality Quilt Shop Fabrics • Notions and Patterns
Classes / Private Lessons
Embroidery Software • Software Training
Online Fabric Store

Exclusive PFAFF and Husqvarna Viking Dealer
for Sewing Machine Sales & Service





Husqvarna VIKING

Briquette's Quilting
Quilting is my passion

Briquette Kasm
Quilter


14944 Lancer Road
H 1-727-379-0274/ C 1 -727-207-2485
bk.paws@hotmail.com



Donald Bunn's Machine Quilting

Donald Bunn
Owner/Operator

963 E. Wacker St.
Hernando, FL 34442
(352) 533-3027
Dbunn4@Tampabay.rr.com




A Material Girl Quilt Shop

Marie Anderson, Owner

36844 Hart Ranch Road
Eustis, Florida 32736

Phone: 407-252-2539
E-mail: Materialgirl2523@yahoo.com
Open: 10 – 4 Monday thru Saturday
Redhartquilts.com

CUTTIN UP FABRIC
BEST PRICES IN TOWN

NILDA B BRINSON
OWNER

6308 GALL BLVD UNIT B
ZEPHYRHILLS, FLORIDA 33542-2504
813-782-0999
nildabrinson@hotmail.com
Nilda's Cuttin Up Fabric -FB




Advertising



Becky Garland - Owner
Allyson O. - Manager

EPIC TEAM

Marge, Brandon, Marie G.,
Marie L., Jasmin, Colleen

Website:
www.fabric-warehouse.net

Facebook:
Fabric Warehouse

Email
fwarehouse@tampabay.rr.com



3030 North Florida Ave
Lakeland, FL 33805
Corner of Griffin & North Florida Ave

Phone (863) 680-1325

Monday - Saturday 10 am - 5:30 pm
Over 4,000 bolts of fabric
"A Truly Unique Shopping Experience!"

Sew & Save


Sewing Machine Sales and Service

Towne Square Mall
Unit 270
Behind Chili's on U.S. 19


Juki Dealer

352-684-5445
Open Tues-Sat 10-3
sewnsave@att.net
3021 Commercial Way, Spring Hill, FL 34606

Sewing Machine Service Center
For All Makes



Randy Kasberg



Bear's Paw Quilting, LLC

Edge to Edge & Custom Longarm
Machine Quilting

Laurie Pearce
Owner & Longarm Machine Quilter

11332 Fulmar Rd.
Brooksville, FL 34614

Phone: 352-583-4705

Email: bearspawquilting@gmail.com

Quilters Anonymous, Inc.

9225 Pine Island Road
Clermont, Florida 34711

Local: 352-241-6768
quiltanoninc@aol.com

Visit our shop: quiltersanon.com

LaRose Quilting Creations

Custom Longarm Quilting

Louise Isabelle

723 Challice Drive
Spring Hill, FL. 34609

352-428-8588
Nhlouise@bighthouse.com

