



Hernando Quilters' Guild Newsletter

July/August 2017



Website: www.hernandoquiltersguild.com

President's Message



Greetings My Quilting Friends,

Well, here we are, it's June and we are heading into the inevitable Florida heat, not to mention hurricane season. I heard on the news the other day that we could have a very active hurricane season this year, so be prepared.

Also, a word of advice Quilters. During the summer months as you know, the Tampa area can get some powerful thunder and lightening storms. You should always un-plug those expensive computerized machines you have, to avoid damage from an unforeseen lightening strike which could zap your machines, leading to costly repairs.

Nancy Jenkins and her committee (Sonia Work, Nancy Woodworth, Kathy Chapman and Linda Woytisek) have started their search for a pattern to make the next Opportunity Quilt. As soon as they have agreed upon something, they will share with the guild and then the work begins.

As you know, our Annual Retreat for 2018 dates have been set for March 5th through 8th, 2018. The Retreat Co-chairs this year are myself and Bev Abenante. I will be sending out the sign-up forms with the cost breakdown by mid-July so all you snowbirds can send in your forms as soon as possible. Information on where to mail your forms will be on the form. First payments will not be due until October, but get your sheets done and please don't forget to put who you would like to be rooming with. This will make it easier when we start assigning rooms. Just as a reminder, we only have room for 40 quilters, so get your bid in early.

We will continue to have our regular monthly meetings over the summer months at Jerome Brown Community Center and our classes will continue at the Enrichment centers, as well as a few Sew-Ins, so read your newsletters to stay informed.

So, until next time my quilting friends... ..Remember: **"A quilter's sum of creativity is equal to or greater than the mess left behind in their sewing room."**

Fondly – Your President,

Barb Theriault



Officers/Committee Chairs

2017/2018

President	Barb Theriault
1 st Vice Pres.	Nancy Jenkins
2 nd Vice Pres. (Programs)	Sally Marra, Millie Singleton
Secretary	Beverly Abenante
Treasurer	Sharon Didden
Quilt Shop Advertising	Beverly Brown
Quilt Trips	Tekla Bell
Block/Month	Marilyn Ryder
Veteran's Quilts	Brigitte Kasm
Yard Sale Table	Donna Bleier
2018 Retreat	Barb Theriault/Bev Abenante
Birthdays	Bonnie DeFranco
Fat Quarter Drawing	Judy Thew/Tekla Bell
Fat Qtr Sales	Sharon Allard/Kathleen East
50/50	Esther Feil
Mystery Prize	Lucy VanLiew
Membership	Alma Martin
Newsletter/Advertising	Barb Theriault
Communications/Web Liaison	Barb Theriault
Sunshine	Shirley Kerstetter
Webmaster	Dave Curtis

2017 Fat Quarter Schedule

January	Red/White/Pink or Hearts
February	Greens or Shamrocks
March	Reproduction or Look-alikes (i.e. Civil War, 1800's, 1930's, or Shirtings)
April	Spring Colors (Tone on Tone, Reading Solid)
May	Batiks Only
June	Red/White/Blue
July	Black, Grey or White
August	Beige/Tan/Neutral
September	Stripes or Plaids
October	Fall Colors
November	Christmas Theme
December	No Exchange

Raffle Block of the Month Schedule 2017/2018

Preview	Distribute Kits	Raffle	Presented By	Pattern
Mar	Apr	May	KCS*	Grandmother Tulip
April	May	June	KCS*	Ozark Trail
May	June	July	KCS*	Rose Dream
June	July	Aug	Shirley Kerstetter	Rabbit Paw
July	Aug	Sept	Marilyn Ryder	Autograph
Aug	Sept	Oct	Ruthanne McGookey	Flower Pot



* See Marilyn Ryder to sign up

Happy Birthday**JULY**

Donna Bleier 2
 Patricia Barnum 5
 Sue House 6
 Suzanne Williams 8
 Terri Coley 12
 Joanie Balch 12
 Vickie Collins 18
 Deborah McCabe 24
 Rene Fogarty 30

AUGUST

Sonia Work 2
 Nancy Nickel 2
 Patricia Veronesi 2
 Beth Kottmann 3
 Viola Imhof 10
 Louise Isabelle 11
 Cindy Fitzgerald 12
 Patricia McCleary 13
 Kay Shafer 15
 Penny Vallauri 17
 Nancy Woodworth 23
 Donna Anderson 26
 Penny Dyer 28
 Angela Thomas 29
 Mary Ellen Stoy 30

FIELD TRIPS

The Guild has planned the following trips for June, July, August, September and October, 2017:

Friday, June 16, 2017

Trip to Rainbow's End and Country Quilts & Bears. Meet at K-Mart parking lot on Rt. 19 and Beacon Woods Dr. at 9:30am

Friday, July 21, 2017

Trip to Flip Flop Quilt Shop, 1010 Central Ave., St. Pete and Jay's Fabric Shop Pasadena Blvd. St. Petersburg. Meet at K-Mart Parking Lot on Rt. 19 and Beacon Woods Dr. At 9:30am

Friday, August 18, 2017

Trip to Alma Sue's Quilts, 3737 Bahia Vista Street, Suite 11, Sarasota, FL. Lunch will be next door to shop. Meet at Publix at 41 and 50 at 9:30

Friday, September 22, 2017

Trip to Quilts on Plum Lane, 14215 7th St., Dade City. Meet at Publix 41 and 50 at 9:30. Lunch will be in Dade City TBD.

Friday, October 20, 2017

Trip to GIGI's Fabric Shop, 706 W. Lumsden Rd., Brandon, FL. Meet at Publix 41 and 50 at 9:30.

If you have any questions, call Tekla Bell (727) 863-8504 or Cell: (315) 254-1676

Meeting Type	Day	Date	Place	Time
Board Meeting	Wed	6/21/17	Enrichment Center	9:30
Guild Meeting	Thurs	6/22/17	Jerome Brown Comm. Ctr.	9:30
Board Meeting	Wed	7/26/17	Enrichment Center	9:30
Guild Meeting	Thurs	7/27/17	Jerome Brown Comm. Ctr.	9:30
Board Meeting	Wed	8/23/17	Enrichment Center	9:30
Guild Meeting	Thurs	8/24/17	Jerome Brown Comm. Ctr.	9:30
Board Meeting	Wed	9/27/17	Enrichment Center	9:30
Guild Meeting	Thurs	9/28/17	Jerome Brown Comm. Ctr.	9:30

Let **Shirley Kerstetter**, our **SUNSHINE LADY**, 352-686-9057, know about the needs or illnesses of our members.

NEWSLETTER: Call or send any information, suggestions, correspondence, tips, or sayings dealing with quilting to **Barbara Theriault, 8181 Weatherford Ave., Brooksville, FL 34613**; e-mail: btheriault1@tampabay.rr.com; or call 352-597-8816 or Cell: 678-793-5335. Next deadline is **August 5, 2017**.

GUILD NEWS AND NOTES



- ❖ **2017 CHRISTMAS LUNCHEON** – Nancy Jenkins has planned the Christmas Luncheon for 2017 to be held at Silverthorn Country Club on December 7, 2017. The cost will remain at \$25.00, the same as last year. Menu choices will be Beef or Turkey and a Vegetarian dish. We found the service to be excellent and the food very good at our 2016 luncheon, so we decided to do it again for 2017. ***We will have a Chinese Auction this year and Nancy is asking for the members to start bringing in items for the Auction. Remember.....***



- ❖ **2018 GUILD CHALLENGE - "MY FAVORITE (Blank)"** – As the winner of Best of Show for the 2017 Guild Challenge, Linda Woytisek, with the help of Shirley Kerstetter and Ellen Green, has chosen the subject for the February, 2018 Challenge. The subject is **"MY FAVORITE (Blank)"**. The idea is to make a quilt representing ONE of your favorite things. It could be Pet, Broadway Musical/Play, Movie, Vacation, Flower, Dessert, Hobby, Song, Sport, just to name a few. The possibilities are endless, so choose what you like the best. You can use any color scheme, fabric, and embellishments if you wish. Get your creative juices flowing. We would like to have a large participation. If you have any questions, call Linda Woytisek (352) 666-1770 or e-mail her at 35april76@gmail.com.
- ❖ **2018 LAKEWOOD RETREAT – MARCH 5 – 8, 2018**– Our annual Quilt Retreat for 2018 will again be at Lakewood Retreat Center, 25458 Dan Brown Hill Rd., Brooksville, FL, March 5th to 8th. Remember the retreat covers a room with two single beds and one double bed, with a private bathroom. We will be using two buildings. Meals will be served Buffet style and we will have two sewing rooms, one very large room and one smaller room. The estimated cost per quilter this year will be \$160.00 due to a raise in rates and an additional tourist tax we had not been paying in the past due to their error. We will again have the option of paying the entire fee, or a breakdown of 3 payments with the first due by October meeting, 2nd payment in November and final in January. You will be receiving cost breakdown and a sign-up form via e-mail in mid-July. As in the past, we only have room for 40 quilters, so keep that in mind when you receive your form and sign up as soon as possible so you don't miss out. Your Co-Chairs this year will be Barb Theriault and Bev Abenante. Several people have signed up for various duties for the retreat which should make things run smoothly. Ruthanne McGookey will be doing her "Block Of The Day" again this year and we will be lining up at least one other person to teach something at the Retreat. More info on that to follow. Also due by the February, 2018 meeting at the latest, we will need your sealed envelope with your contact/medical info to hold during the retreat in case something should go wrong.
- ❖ **FOOD BANK DONATIONS** Our Food Bank monthly donations go to Shady Hills United Methodist Church in Spring Hill. We have noticed an increase in donations since more members have become aware of the location of the donation box, and were asked to contribute at least \$1.00 each toward this worthy cause. We thank you for your generosity. We realize that the amount may drop a little over the summer because the snowbirds have gone home. Because of this, there will be a possibility that the Guild will need to make up the difference to have a minimum of \$50.00 donation per month until the snowbirds come back in the fall.





Calendar of Classes/Meetings



Please Note: Larger classes may need to be held at the Quarry. We will determine after checking the sign-up sheet if the number of students is too large for the Enrichment Center, we will notify you that the class location will be changed to the Quarry.

June 13th, 2017 – Tuesday 10:00am – 3:00pm – Layer Cake Pattern (Missouri Star) w/Bonnie DeFranco. Bayfront Enrichment Center.

June 20th, 2017 – Tuesday 10:00am – 3:00pm – Reversible Bag (Hobo Bag) Class w/Nancy Woodworth. Bayfront Enrichment Center.

June 22nd, 2017– Thursday 9:30am General Guild Meeting Jerome Brown Community Center, 99 Jerome Brown Place, Brooksville, FL. Off Cortez Blvd which becomes West Jefferson.

June 27th, 2017 – Tuesday 10:00am – 3:00pm – Plastic 3-drawer Quilted Cover w/Sharon Allard. Bayfront Enrichment Center.

July 11th, 2017 – Tuesday 10:00am – 3:00pm – Embroidery Machine Know-How w/Tekla Bell and Kathy Chapman. Location to be determined.

July 18th, 2017 – Tuesday 10:00am – 3:00pm – Sew-cial. Bayfront Enrichment Center.

July 25th– Tuesday 10:00am – 3:00pm – Charm Pack Quilt w/Sandy Davis Location to be determined.

July 27th, 2017– Thursday 9:30am General Guild Meeting Jerome Brown Community Center, 99 Jerome Brown Place, Brooksville, FL. Off Cortez Blvd which becomes West Jefferson.

August 8th, 2017 – Tuesday 10:00am – 3:00pm - “What To Do With Stripes” by Ava Rossler. Location to be determined.

August 15th, 2017 – Tuesday 10:00am – 3:00pm – Sew-cial. Bayfront Enrichment Center.

August 22nd, 2017 – Tuesday 10:00am – 3:00pm - “Kindred Pinwheel” by Ava Rossler. Need Jelly Roll, Layer Cake and Charm Pack. Location to be determined.


August 24th, 2017 – Thursday 9:30am – General Guild Meeting Jerome Brown Community Center, 99 Jerome Brown Place, Brooksville, FL. Off Cortez Blvd which becomes West Jefferson.

September 12th, 2017 – Tuesday 10:00am – 3:00pm – Sew-cial. Bayfront Enrichment Center.

September 19th, 2017 – Tuesday 10:00am – 3:00pm - “Plus Sign Quilt (Scraps) w/Ava Rossler Location to be determined.

September 26th, 2017 – Tuesday 10:00am – 3:00pm – Sew-cial Bayfront Enrichment Center. (This could change to a class)

September 28th, 2017 – Thursday 9:30am – General Guild Meeting Jerome Brown Community Center, 99 Jerome Brown Place, Brooksville, FL. Off Cortez Blvd which becomes West Jefferson.




14215 7th St.
Dade City, FL 33523
Mon - Sat 10-5
Thurs 10-8

Fabric • Books • Patterns
Notions • Classes • Gift Items

Owner: Donna Lillibridge
Manager: Carol Bradshaw
Website: quiltsonplumlane.net

Ph: 352-518-0003
Fax: 352-518-0022
Email: plumlanedl@cs.com



Brigitte's Quilting
Quilting is my passion

Brigitte Kasm
Quilter

14944 Lancer Road

H 1-727-379-0274/ C 1 -727-207-2485
bkquiltpaws@hotmail.com
ETSY.com/ BrigittesQuilting




QUILT SHOWS/RETREATS



September 21 – 23, 2017 Quilt Fest Jacksonville – “Once Upon a Quilt”

Prime F. Osborn III Convention Center, 1000 Water Street, Jacksonville, Florida
 Thursday, Friday and Saturday 9:00 am - 5:00 pm For more info www.quiltfestjax.com
 The Convention Center is located one-third mile west of downtown Jacksonville, adjacent to I-95 and just north of the intersection of I-95 and I-10. It is served by JTA (City) bus and Automated Skyway Express (ASE) routes. Parking in the Convention Center Main Parking Lot is free.



January 18th – 20th, 2018 Orlando, FL – Mancuso World Quilt Show

More info to follow.

February 28th – March 3rd, 2018 Daytona AQS Show

More info to follow.

March 2 – 3, 2018 Ocala, FL - Belleview Busy Bees 25th Anniversary Quilt Show

Silver Springs Shores Presbyterian Church, 674 Silver Road, Ocala, Florida
 More info to follow

2018 Hernando Guild Challenge - “My Favorite (Blank)”

As the winner of Best of Show for the 2017 Guild Challenge, Linda Woytisek, with the help of Shirley Kerstetter and Ellen Green, has chosen the subject for the February, 2018 Challenge. The subject is **“MY FAVORITE (Blank)”**. The idea is to make a quilt representing **ONE** of your favorite things. It could be Pet, Broadway Musical/Play, Movie, Vacation, Flower, Dessert, Hobby, Song, sport, just to name a few. The possibilities are endless, so choose what you like the best. You can use any color scheme, fabric, and embellishments if you wish. Get your creative juices flowing. We would like to have a large participation. If you have any questions, see or call Linda Woytisek (352) 666-1770 or e-mail her at 35april76@gmail.com (Some Reminders Below to get your ideas flowing)



Categories: All – The quilts will not be judged by category this year, but all in one category.

Judging: 1st place, 2nd place, 3rd place and “Best of Show.” We will try to bring in an outside judge this year and Guild members will just choose Viewer’s Choice for a separate award. (More info on this in the fall)

Quilting: You must have hand or machine quilting on your quilt.

Size: No smaller than 16x16” and no larger than 45x60”. If you are smaller, or larger than the specifications, your quilt will not be judged.

Due Date: February 22, 2018 – Guild Meeting

Rules: You are not allowed to use a quilt that has been made previous to this challenge. It must be made between February 23rd, 2017 and February 22nd, 2018. There will be a sign-up sheet when you turn in your quilt. ALSO, you must have your name on the back of your quilt.

• Long Arm Quilting Service • Machine Embroidery Supplies

Nana's Quilt Shop

• Fabrics • Notions • Classes • Kits

Owners
 Coleen Poole
 Mary Russell

Monday - Friday 10-5
 Saturday 10-4
nanasquiltshop.com

18851 Cortez Blvd.
 Brooksville, FL 34601
 352-796-0011

Bear's Paw Quilting, LLC
 Custom & Edge to Edge Longarm Machine Quilting

Laurie Pearce
 Longarm Machine Quilter

1292 Myers Road
 Brooksville, FL 34602

Phone: 352-583-4705

Email: bearspawquilting@hughes.net



Guild Events / Classes

Trip To Sharky's – Wildwood, FL – April 21, 2017

On April 21st we took a trip to Sharky's Vac & Sew in Wildwood, Florida. We had about 25 ladies on the trip. The shop welcomed us with open arms and gave us 30% off our fabric purchases that day. We were very pleased with the variety of fabrics and their hospitality. We also enjoyed a wonderful lunch right down the street at "The Cotillion Southern Café." The Food and Desserts were a delicious experience.



Trip To Quilter's Quarters In Zephyrhills and Sweet Darling Quilts in Wesley Chapel - May 19, 2017

On May 19th we took a trip to two shops, Quilter's Quarters and Sweet Darling Quilts with a lunch in between at the Wing House in Wesley Chapel. We had about 20 women on the trip and really enjoyed our shopping and dining experience. We took advantage of some great sales at both shops and of course, came away with more than we probably needed, but a quilter can never have enough fabric.



April 18th and 19th "The Camden Bag" w/ Karen Pilon

Karen Pilon taught a wonderful 2-part class on the below bag. The ladies were really enjoying the process, and so many different fabric/color choices. Really nice!



Classes / Show and Tell

April 25th – “Charm Pack Tote Bag” by Bev Abenante

Bev Abenante taught this class on an easy Charm Pack Tote. A very cute item you can take anywhere to carry those much needed supplies to Guild, Retreat, or to another class.



May 16th – “Iron Caddy” by Cindy Fitzgerald

The Iron Caddy was taught by Cindy Fitzgerald. The class was well received and the busy ladies were working away. This is a great item to carry your Iron to Classes or Retreats.



May 9th “ Missouri Star-Disappearing Nine Patch – Arrow Quilt” w/ Ava Rossler

This was a class taught by Ava Rossler involving a Missouri Star pattern. Although, some said difficult, they seemed to be enjoying the process. What is quilt making without a little challenge.



Some Show and Tell



Karen Pilon is showing her friendship Quilt, almost finished. She collected scraps of fabric from all the members and created blocks for each and had us sign the blocks. Very nice Karen.



Barb Theriault is showing the finally finished quilt “Forest Animals” that she made for her great grandson Henry!



Morgan Moose and Dragon Flies being shown by one of our newest members, Jan Kibben. Nice job Jan.



This & That/Tips




Some Quilting Abbreviations

As I recently promised, here are a few of the Quilting Abbreviations which can be helpful to all you newer quilters.

BOM =	Block of the Month
FQ =	Fat Quarter
HST =	Half Square Triangle
QST =	Quarter Square Triangle
WOF =	Width of Fabric
FMQ =	Free Motion Quilting
HP =	Hand Piecing
LAQ =	Long Arm Quilter
MAQ =	Mid Arm Quilter
LQS =	Local Quilt Shop
PHD =	Projects Half Done
TOT =	Tone On Tone
WOW =	White On White
UFO =	Unfinished Object
WIP =	Work In Progress
DSM =	Domestic Sewing Machine

In my search for some interesting quilt history, I came upon this little melancholy poem that I think you all might enjoy. It warmed my heart, but also made me feel a little sad as well, thinking of days gone by. The History is in the poem. Enjoy!



THE PATCHWORK QUILT

By Inez Culver Corbin

*The Little French Doll on the bureau sat
And I wondered what she was staring at.
It wasn't the rug with the braided row
Or the door-stop cat that stood just so,
But the Patchwork Quilt on the walnut bed.
"Oh, where did you get your colors," she said,
"Of blue calico and pink crinoline
And checker-board checks as straight as a pin?"*

*"I was made in the days of the Lamplight Glow
By a Dear Little Girl that I used to know,"
Said the Patchwork Quilt with a pensive air
To the Little French Doll with the golden hair.
"This calico patch of daintiest hue
Just matched her eyes of a violet blue,
And her hair hung down in a flaxen braid.
As she romped and played 'neath the locust shade.*

*"This pink was a piece of a dimity gown
That she wore when the soldiers marched into town.
To the drum's wild beat and the cannon's roar
She said good-by at the swinging door
To the lad who never came back to see
Her waiting beneath the locust tree.
I'll always remember this white one, I guess,
For this was to be her wedding-dress.*

*"This Dear Little Girl that I used to know
Comes drifting back from the Long Ago.
She stitched her hopes and her rosy dreams,
Her smiles and her tears in these tiny seams,
And she lives today as in days gone by."
But the Little French Doll made no reply.
She sat very still with the dreamiest stare,
And I saw a tear-drop glisten there.*

Inches, Yardage & Meters Conversion Chart

INCHES	=	YARDS	=	YARDS	=	METERS
4 1/2"	=	1/8 yard	=	.125 yard	=	.114 meters
9"	=	1/4 yard	=	.25 yard	=	.229 meters
13 1/2"	=	3/8 yard	=	.375 yard	=	.343 meters
18"	=	1/2 yard	=	.5 yard	=	.457 meters
22 1/2"	=	5/8 yard	=	.625 yard	=	.572 meters
27"	=	3/4 yard	=	.75 yard	=	.686 meters
31 1/2"	=	7/8 yard	=	.875 yard	=	.8 meters
36"	=	1 yard	=	1 yard	=	.914 meters
40 1/2"	=	1 1/8 yard	=	1.125 yard	=	1.029 meters
45"	=	1 1/4 yard	=	1.25 yard	=	1.143 meters
49 1/2"	=	1 3/8 yard	=	1.375 yard	=	1.257 meters
54"	=	1 1/2 yard	=	1.5 yard	=	1.372 meters
58 1/2"	=	1 5/8 yard	=	1.625 yard	=	1.486 meters
63"	=	1 3/4 yard	=	1.75 yard	=	1.6 meters
67 1/2"	=	1 7/8 yard	=	1.875 yard	=	1.715 meters
72"	=	2 yards	=	2 yards	=	1.829 meters

Show & Tell / This & That / Tips (continued)



Ruthanne McGookey with her Scrappy Hexagon Lap Quilt. Great job.

Brenda Anderson is displaying her Circles Quilt. Very nice.



Pat Barnum made this unusual quilt called – “Incremental Growth!” Nice job!



Pat McCleary – what a bright colored King Size Quilt. The colors alone would keep you warm at night! Nice Pat!



Some of the ladies are showing the “Camden Bags” they made in Karen Pilon’s class on April 21st. Great job ladies!



Louise Isabelle made this spectacular star quilt. Beautiful. A very talented long arm quilter as well.



Kay Shafer is showing her mystery quilt which she put larger borders on to fit a king size bed. The colors are stunning. Nice job Kay!

Recipe Corner

Rhubarb Custard Muffins

Looking for a great way to use rhubarb other than cobbler? Then try these delicious, custard-filled rhubarb muffins:

- | | |
|---------------------------------|------------------------------|
| 2 large egg yolks | 4 teaspoons granulated sugar |
| 2 ½ tsps. Vanilla extract | ½ cup hot milk |
| ¼ cup firmly packed brown Sugar | 1/3 cup vegetable oil |
| 1 large Egg | 1 cup buttermilk |
| 1 ½ cups diced rhubarb | 1 ½ cups all-purpose flour |
| 1 ½ tsps. baking powder | 1 ½ tsps. baking soda |
| ½ tsp. salt | |

Preheat Oven to 350 degrees
 In a heavy sauce pan, whisk yolks and granulated sugar until light. Whisk in hot milk. Cook over medium heat, stirring constantly, until thick, about 6 minutes. Stir in ½ teaspoon vanilla. Chill.
 Line Muffin Tin with paper cups.
 In large bowl, combine brown sugar, oil, egg, buttermilk and remaining 2 teaspoons vanilla. Beat to blend. Stir in rhubarb. In another bowl, combine flour, baking powder, soda and salt. Add to rhubarb mixture and stir just until moistened. Divide batter evenly among muffin cups. Using measuring tablespoon, press in center of each to form a pool. Fill each w/scant tablespoon of chilled custard. Bake 20 minutes, or until golden brown.
 Makes 12 muffins.



Copyright (c) 2015 Julia Icenogle/Kansas City Star Quilts. Reproduction permission is required.



Advertising



BERNINA
SEWING CENTER

Authorized BERNINA Dealer

In-Store Factory Trained Technician Service and Repairs on most Makes and Models
Classes - Notions - Threads - Books
Fabrics and much more...

www.berninapaff.com Email: berninatpa@aol.com

Hours: Mon - Thurs 10-6
Fri 10-5
Sat 9-4

5405 E Fowler Ave
Temple Terrace FL 33617
813-969-2458




Pat Wilkinson
pipspeak@gte.net
www.quilttilyouwilt.net
727-862-6141

9609 Fulton Ave
Hudson, FL 34667

Custom Machine Quilting
Professional Embroidery

Tues-Fri 10am-5pm
Sat 10am-3pm
Tues, Thur and Fri
7pm-9pm



14215 7th St.
Dade City, FL 33523
Mon - Sat 10-5
Thurs 10-8

Fabric • Books • Patterns
Notions • Classes • Gift Items

Owner: Donna Lillibridge Ph: 352-518-0003
Manager: Carol Bradshaw Fax: 352-518-0022
Website: quiltsoplumlane.net Email: plumlanedl@cs.com

Singer • Janome • Brother Sewing Center



- Free Estimates
- We Service All Makes & Models
- Home Service Available
- FREE Lessons

PLAZA OF THE OAKS
8866 S.R. 52 & LITTLE RD.
HUDSON
sjbsewing.com
727-868-3655

CHARLES GIACCHINO
CATHERINE GIACCHINO

Open Mon - Fri 10 - 5
Sat. 10 - 3


Inspire! Quilting Sewing

Lisa LaPointe V.P. Lynn Haberl President

Inspire! Quilting & Sewing, Inc.
101 N Collins
Plant City, FL 33563
813 704 4867

brother
at your side
Anita Goodesign™
EMBROIDERY DESIGNS • EVENTS • EDUCATION

www.inspirequilting.com
www.facebook.com/inspirequilting



Store (813) 749-0888
Tess Pokorny (813) 846-6430
Terry Pokorny (813) 789-4327

A Fabric Crafting Store

16541 Pointe Village Dr. tess@scrapandsew.com
Lutz, FL 33558 www.scrapandsew.com

A & A WHITE SEWING CENTER
AUTHORIZED BABY LOCK DEALER - MACHINE SALES AND SERVICE

Sherrie & Mike Mauzy
3307 US Hwy 19
Holiday, FL 34691
727-232-6718




www.aawhitesewingcenter.com
whitesewingcenter@gmail.com facebook.com/sewhappy2016/

QUILTING • FABRIC • EMBROIDERY • CLASSES • AND MORE

Donald Bunn's Machine Quilting

Donald Bunn
Owner/Operator

963 E. Wacker St.
Hernando, FL 34442
(352) 533-3027
Dbunn4@Tampabay.rr.com



Advertising

Suwannee Valley Quilt Shoppe
 517 N Main Street, Trenton, FL (352) 463-3842

- ◆ Fabric & Classes
- ◆ Books & Supplies
- ◆ Machine Quilting
- ◆ Cross Stitch

Open Mon—Sat 10 to 4
www.suwanneeshops.com
 Florida's Most Unique Quilt Shop

- ◆ Stained Glass
- ◆ Antiques
- ◆ Framing
- ◆ Chocolatier



Visit our Suwannee Rose Café
 For lunch & pastries homemade daily

A-WHITE SEW & VAC

- Sewing Machines
- Vacuum Cleaners

REPAIRS ON ALL MODELS

Airport Plaza • 979 N. Suncoast Blvd. • Crystal River, FL 34429 • 352-563-5338
 Paddock Park Village • 3101 S.W. 34th Ave. #802 • Ocala, FL 34474 • 352-854-0022
 La Plaza Grande South • 980 Bichara Blvd. • The Villages, FL 32159 • 352-753-0219
ocalasewing.com

Rainbow's End
 QUILT SHOPPE

941 Broadway Street
 Dunedin, Florida 34698
 Phone: (727) 733-8572
 Fax: (727) 736-0235

Tuesday	10 am – 5 pm
Wednesday	10 am – 8 pm
Thursday/Friday/Saturday	10 am – 5 pm
Sunday/Monday	Closed

www.rainbowsendquiltshoppe.com

Becky Garland - Owner
 Melody Robson - Manager
 Diana Cammarata - Software Specialist

Husqvarna VIKING
FABRIC WAREHOUSE
 Husqvarna Viking Authorized Dealer

Website: www.fabric-warehouse.net
 Email: fwarehouse@tampabay.rr.com
 Facebook: Fabric Warehouse
 Etsy: Fabwarehouse
 Twitter: FabricWFanatics

3030 North Florida Avenue 33805
 Phone: (863) 680-1325
 (Corner of Griffin Rd. and North Florida Ave.)
 Lakeland, Florida
 Monday - Saturday 10am-5:30pm
 Over 4,000 Bolts Of Fabric
 "A Truly Unique Shopping Experience"

SEW & SAVE

SALES & SERVICE
JUKI & NECCHI DEALER

TOWN SQUARE MALL
 3021 US 19 UNIT 270
 SPRING HILL, FL. 34606

352-684-5445
WWW.SEWSAVE.NET



RANDY KASBERG
SEWSAVE@ATT.NET

QUILTS, CLASSES, NOTIONS & MORE
 XOXO

GIGI'S
 Fabric Shop
 EST. 2013

Stop By: 105 S. Moon Ave., Brandon, FL 33511
 [We are behind the Isbell Chiropractic Center]

Brick & Mortar Shop Info / Classes
gigisfabricshop.com

Buy Online xogigifabrics.com
 Ring 813-661-9000

Happy Apple Quilts
FLORIDA
QUILTING CENTER

M - F 10 - 5
 Tue 10 - 7
 Sat 10 - 3

Full Service Quilt Shop and
 Longarm Quilting Training Facility
 Fabric, Thread, Notions and Classes!

INNOVA
 Innovative Quilting Systems

Sales, Service, Classes, Machine Rental
 13013 W Linebaugh Av, Tampa

www.HappyAppleQuilts.com 813-925-9037
www.FloridaQuiltingCenter.com 813-855-2857