



# Hernando Quilters' Guild Newsletter



January/February 2019

Website: [www.hernandoquiltersguild.com](http://www.hernandoquiltersguild.com)

## President's Message



Greetings Fellow Guild Members,

Hi, I'm back as your President after a few years off from my last Presidency in 2013. I'm looking forward to serving you for the next two years, along with the new Board. We have a wonderful guild with so many talented members and volunteers and I would like to thank the previous President and her Board for all of their hard work in the last two years.

Our Annual Retreat dates have been set for March 4<sup>th</sup> - 7<sup>th</sup>, 2019. Barb Theriault is again the coordinator this year along with Ava Rossler and Sue House who have been collecting the money and handling the room assignments. There is only one spot left in Room #2 in the Cedar Lodge, so think about joining us. Your last chance is at the January meeting at which time all monies are due for the Retreat. You will be receiving a final document in February with directions, daily schedules, instructions, what to bring, etc. from Barb.

Barb is also in the throws of completion after the new year, of our 2019 Quilt Show Opportunity Quilt (Rosewood Cottage) and will have tickets ready for selling hopefully by end of February. Since Barb did the majority of the quilt and will be very busy this year with all the advertising documents for the Quilt Show and chairing the March Retreat, she will be looking for a volunteer to help set up ticket selling venues for the opportunity quilt in the near future. I hope you will all take a turn volunteering to man the ticket sales at various quilt shops as the schedules are set. We are also asking each member to be responsible for 12 tickets (6 for \$5.00) total of \$10.00 each member, and pay for them in advance when you sign up for your ticket packet.

The Make & Donate Schedule for 2019 is also available in this newsletter. Please consider making items for the Boutique at Make & Donate class days as well as making some items at home of your choosing. Also, don't forget to work on your small quilt for the silent auction. We would like to have a good showing of wall hangings for this segment of the show.

Our new VP's in charge of Programs will be posting available classes as we move along through the year starting with my Square On Point Quilt on January 8<sup>th</sup> at the Quarry.

So, until next time quilting buddies remember: ... **"A Clean House is the Sign of a broken sewing machine!"**

Your President, Karen Pilon

## 2019/2020 Officers/Committee Chairs

President	Karen Pilon
1 <sup>st</sup> Vice Pres.	Louise Isabelle
2 <sup>nd</sup> Vice Pres. (Programs)	Bonnie DeFranco/Sharon Allard
Secretary	Beverly Abenante
Treasurer	Sharon Didden
Quilt Shop Advertising	Beverly Brown
Quilt Trips	Tekla Bell
Block/Month	Marilyn Ryder
Veteran's Quilts	TBD
2019 Quilt Challenge	Sue House/Shirley Kerstetter
2019 Retreat	Barb Theriault/Ava Rossler
2019 Quilt Show Chairs	Ava Rossler/Denise Jolliffe
2019 Opportunity Quilt	Barb Theriault/Bev Abenante
Fat Quarter Drawing	Judy Thew
50/50/Food Bank	Sally Cosenza
Mystery Prize	Ann Brock
Membership	Alma Martin
Newsletter/Advertising	Barb Theriault
Communications/Web Liaison	Barb Theriault
Sunshine	Shirley Kerstetter
Webmaster	Dave Curtis

## 2019 Fat Quarter Schedule

January	Red/White/Pink or Hearts
February	Greens or Shamrocks
March	Earth Tones: i.e. Browns/Tans/Golds, Burgundy, dark greens, muted colors.
April	Florals or Pastels
May	Batiks Only
June	Red/White/Blue
July	Black, Grey or White
August	Beige/Tan/Neutral
September	Stripes or Plaids
October	Fall Colors
November	Christmas Theme
December	No Exchange

## Happy Birthday

### JANUARY

Liesbeth Dekoning 1  
Linda Hawes 2  
Mary Kwiatkowski 6  
Barbara Childress 6  
Ava Rossler 7  
Marlo McCarthy 10  
Dianne Favero 19  
Nancy Jenkins 22  
Margaret Loges 22  
Raelee Russavage 26  
Alma Martin 29  
Stella Sigmon 31



### FEBRUARY

Marilyn Ryder 7  
Roxanna St. John 9  
Linda Blades 10  
Kim Mann 11  
Linda Godlewski 13  
Gay Dillinger 15  
Marie Silecch 19  
Judy Thew 20  
Mary (Kay) Johnson 24  
Renee Lowdenslager 25  
Bev Stewart 27  
Denise Jolliffe 28  
Sue Gillespie 28

## Raffle Block of the Month Schedule 2019/2020

Preview	Distribute Kits	Raffle	Presented By	Pattern
Oct	Nov	Jan	Just Chillin	Ruthanne McGookey
Nov	Jan	Feb	Happy Hour	Ruthanne McGookey
Jan	Feb	Mar	Lemoine	Sheila Jones
Feb	Mar	Apr	Grandmother's Flower Garden	Marilyn Ryder
Mar	Apr	May	Wild Goose Chase	Craftsy



\* See Marilyn Ryder to sign up

Meeting Type	Day	Date	Place	Time
Board Meeting	Wed	1/23/19	Enrichment Ctr.	9:30
Guild Meeting	Thurs	1/24/19	Jerome Brown Comm. Ctr.	9:30
Board Meeting	Wed	2/27/19	Enrichment Ctr.	9:30
Guild Meeting	Thurs	2/28/19 <b>Guild Challenge</b>	Jerome Brown Comm. Ctr.	9:30
Board Meeting	Wed	3/27/19	Enrichment Ctr.	9:30
Guild Meeting	Thurs	3/28/19	Jerome Brown Comm. Ctr.	9:30

### FIELD TRIPS

The Guild has planned the following trips for January, February and March.

#### Friday, January 18, 2019

Trip to Happy Apple, 130 W. Linebaugh Ave, Tampa and Bernina Sewing Center, 5405 E. Fowler Ave. Meet at Publix 41 & 50 at 9:30am.

#### Friday, February 15, 2019

Trip to Quilt Till U Wilt, 9609 Fulton Ave., Hudson and A&A White, 3307 US 19, Holliday. Meet at the old K-Mart lot in Hudson off Beacon Woods Rd. 9:30am

#### Friday, March 15, 2019

Trip to Country Quilts and Bears, 1983 Drew St., Clearwater and Rainbows End, Dunedin. Meet at old K-Mart lot in Hudson off Beacon Woods Rd. 9:30am.

If you have any questions, call Tekla Bell

Cell: (315) 254-1676



• Long Arm Quilting Service • Machine Embroidery Supplies

**Nana's Quilt Shop**

• Fabrics • Notions

• Classes • Kits

Owners

Monday - Friday 10-5  
Saturday 10-4

Coleen Poole  
Mary Russell


[nanasquiltshop.com](http://nanasquiltshop.com)

18851 Cortez Blvd.  
Brooksville, FL 34601  
352-796-0011

Let **Shirley Kerstetter**, our **SUNSHINE LADY**, 352-686-9057, know about the needs or illnesses of our members.

**NEWSLETTER:** Call or send any information, suggestions, correspondence, tips, or sayings dealing with quilting to **Barbara Theriault**, 8181 Weatherford Ave., Brooksville, FL 34613; e-mail: [btheriault1@tampabay.rr.com](mailto:btheriault1@tampabay.rr.com); or call 352-597-8816 or Cell: 678-793-5335. Next deadline is **February 8, 2019**.

## GUILD NEWS AND NOTES



- ❖ **DUES \$20.00 DUE AT JANUARY 2019 MEETING** Please do not forget to bring your **checkbooks to pay your annual dues**. Make your check out to: Hernando Quilters' Guild. If you are out of town and paying by mail please mail your check to: Hernando Quilters' Guild, P.O. Box 6672, Spring Hill, FL 34611. If you wish to pay by cash, Alma has requested that you have the **exact change** to make things a little easier. If not paid by the February meeting there will be a \$5.00 Late fee. Also, if you are not going to be renewing this year could you please send Barb and e-mail, so she and Alma don't have to try and guess if we do not receive your dues by February.
- ❖ **2018 OPPORTUNITY QUILT ("Roses Of Hernando")**  
The drawing for this Quilt was held at our November meeting. The winning ticket was a friend from New York of our Treasurer, Sharon Didden. He in turn gifted it to her, so it stayed in the Guild Family. Congrats Sharon.
- ❖ **2019 Quilt Show Meeting** There will be a Committee Chairpersons and Co-Chairs meeting on January 11, 2019 at 10:00am at the Hospital Enrichment Center. Ava and Denise would like to go over all the different responsibilities that each committee has and also talk about different ideas that we may have to make our Quilt Show a success.
- ❖ **2019 MAKE & DONATE SCHEDULE** As the "Make & Donate" Chairpersons Sharon Didden and Millie Singleton have come up with a schedule for the remainder of the Make & Donate classes starting in January 2019 to be held on the 2<sup>nd</sup> Wednesday of the month at the Hospital Enrichment Center. If they find that they need more than one class per month, the 3<sup>rd</sup> Wednesday is available if we give them plenty of notice. The new schedule is in this Newsletter on page 4.
- ❖ **2019 REGULAR CLASS SCHEDULES** As the 2<sup>nd</sup> VP Programs, Bonnie DeFranco and Sharon Allard have posted a list of up-coming classes through April. See page 5 of the Newsletter for the schedule.

### ❖ **2019 QUILT SHOW OPPORTUNITY QUILT ("Rosewood Cottage")**

Barb Theriault is in the throws of completion after the new year, of our 2019 Quilt Show Opportunity Quilt (Rosewood Cottage). She will hand it off to Louise Isabelle for quilting and hopes to have tickets ready for selling by no later than March. Since Barb did the majority of the quilt top and will be very busy this year with all the advertising documents for the Quilt Show and chairing the March Retreat, she will be looking for a volunteer to help set up ticket selling venues for the opportunity quilt in the near future. I hope you will all take a turn volunteering to man the ticket sales at various quilt shops as the schedules are set. We are also asking each member to be responsible for 12 tickets (6 for \$5.00) total of \$10.00 each member, and pay for them in advance when you sign up for your ticket packet. To the right are some photos of some of the completed blocks.



*Rosewood Cottage Blocks*

- ❖ **2019 LAKEWOOD RETREAT – MARCH 4 – 7, 2019** – The Coordinator again this year will be Barb Theriault. Ava Rossler and Sue House will be collecting payments and assigning rooms. The Retreat Info Packet for our March Retreat was sent out on August 7<sup>th</sup> via e-mail. The cost remained the same this year and we expect a fun-filled 3 days of sharing ideas, quilting, sewing, Fat Quarter Bingo, Grand Prize Basket and laughter! You will again be asked to **bring 4 Fat Quarters** when you check in. For any of you newcomers to our Retreat, you are in for a fun time! As of this date there is one spot left in Room #2 in the Cedar Lodge. If you are interested, please let Ava Rossler know.

***A DAY SPENT QUILTING, SELDOM UNRAVELS***





## 2019 Make & Donate Classes



The following is the new **Make & Donate schedule** for the remainder of 2019. The parameters for the M/D is to come and learn a specific item and then to either finish the item in class and donate it to the 2019 Quilt Show Boutique, or to make the item at home and then donate it. All interested members will sign up with Sharon Didden and Millie Singleton for these classes. When appropriate, you will also be receiving a materials list in advance of the classes via e-mail from Barb Theriault.

Date	Class	Instructor
<b>JANUARY</b>		
January 9 <sup>th</sup> , 2019 Wed	Quilted Bottle & Cup Wraps	Pat Miller
January 22 <sup>nd</sup> , 2019 Tues	Fabric Scrap Clothesline Bowl & Hot Pad	Sharon Didden
January 29 <sup>th</sup> , 2019 Tues	Quilted 20 Minute Casserole Carrier	Sharon Didden
<b>FEBRUARY</b>		
February 13 <sup>th</sup> , 2019 Wed	Color My World Kids Apron & Matching Nana's Apron	Penny Dyer
February 19 <sup>th</sup> , 2019 Tues	Cheery Saddlebag Helper (made for Walkers)	Ann Brock
<b>MARCH</b>		
March 13 <sup>th</sup> , 2019 Wed	Table Runner made from boarder fabric	Judy Thew
<b>APRIL</b>		
April 10 <sup>th</sup> , 2019 Wed	"Figit" LapPad	Ruthanne McGookey
April 30 <sup>th</sup> , 2019 Tues	Biscuit Shaped Advent Cal. & Rope Dog Toy	Sharon and Renee
<b>MAY</b>		
May 8 <sup>th</sup> , 2019 Wed	Microwave Cozies in 3 Sizes	TBA
<b>JUNE</b>		
June 12 <sup>th</sup> , 2019 Wed	Double-sided Children's Game Board & Pouch	Sharon & Gayle
<b>JULY</b>		
July 10 <sup>th</sup> , 2019 Wed	Variety of Christmas Ornaments	Renee Lowdenslager
July 30 <sup>th</sup> , 2019 Tues	Catch Up Day (*Lunch Tote)	Ann Brock
<b>AUGUST</b>		
August 14 <sup>th</sup> , 2019 Wed	Catch Up Day (*Measuring Tape Neck Caddy)	Sharon Didden
<b>SEPTEMBER</b>		
Sept. 11 <sup>th</sup> , 2019 Wed	Four Pocket Wall Organizer	TBA
<b>OCTOBER</b>		
October 9 <sup>th</sup> , 2019 Wed <b>LAST CLASS</b>	Adult Bibs	TBA



## 2019 Calendar of Classes (Continued)



The following is the new Regular Class Schedule from our VP's Programs – Sharon Allard/Bonnie DeFranco that we have so far. You will sign up for these classes at the Program table up front. These classes have a \$5.00 fee.

JANUARY		
January 8, 2019	Square On Point Quilt (the Quarry)	Karen Pilon
January 15, 2019	Mystery Quilt Part I (Quarry)	Karen Pilon
January 22, 2019	See Make/Donate List	
FEBRUARY		
February 12, 2019	Mystery Quilt Part II (Quarry)	Karen Pilon
February 26, 2019	Wall or Door Wreath	Judy Silva
MARCH		
March 12, 2019	Mystery Quilt Part III (Quarry)	Karen Pilon
March 19, 2019	Easter Bunny	Ruthanne McGookey
March 26, 2019	Mixed Media Applique – Combo of Paint Pens, Hand Embroidery, Fusible Applique	Barb Theriault
APRIL		
April 16, 2019	Disappearing Pinwheel Arrow	Ava Rossler



**LaRose Quilting Creations**  
Custom Longarm Quilting

Louise Isabelle  
723 Challice Drive  
Spring Hill, Florida 34609

603-512-9989  
Nhlouise@brighthouse.com

*Brigitte's Quilting*  
Quilting is my passion

*Brigitte Kasm*  
Quilter

14944 Lancer Road

H 1-727-379-0274/ C 1-727-207-2495  
bkquiltpaws@hotmail.com  
ETSY.com/ BrigittesQuilting



### **NOTE FROM THE EDITOR:**

Due to the large content of information in this newsletter, I have decided to put the October/November Show & Tell in the March/April Newsletter when I have more room. Sorry for the inconvenience!

# 2019 Proposed General Budget


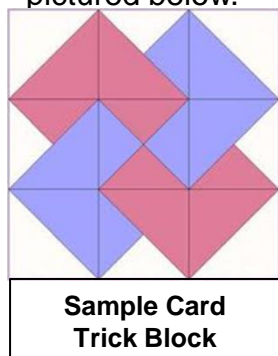
Below you will see the proposed budget for 2019. Please look this over. We will be voting on it at the January meeting.

<b>Hernando Quilters Guild</b>			
<b>2019 Proposed General Budget</b>			
<b>INCOME</b>		<b>EXPENSES</b>	
	<b>Budgeted</b>		<b>Budgeted</b>
<b>MEMBER MERCHANDISE SALES</b>		<b>PROGRAM SERVICES</b>	
Rotary Blades	NTY	Retreat Venue	\$ 7,680.00
		Retreat Misc Exp	\$ 150.00
<b>SPECIAL FUNDRAISING</b>		Block of the Month	\$ 50.00
50/50 Gross Income	\$ 600.00	Class Instructor Fee	\$ 660.00
Mystery prize	\$ 450.00	Class Materials	\$ -
Yard Sale	NTY	Professional Speakers	\$ 1,000.00
<b>PROGRAM SVCE REVENUE</b>		<b>MANAGEMENT/ADMIN.</b>	
Block of the Month	\$ 80.00	General Operations	\$ 200.00
Class Tuition (33)	\$ 800.00	Bank Charges	\$ 50.00
Class Materials	\$ 100.00	Corporate Filing Fees	\$ 75.00
Annual Retreat Tuition	\$ 7,680.00	Insurance	\$ 1,000.00
Mystery Quilt (37ppl)	\$ 200.00	Membership Exp.	\$ 300.00
<b>MEMBERSHIP DUES/ASSESSMENTS</b>		<b>GENERAL EXPENSES</b>	
Annual Due (125x\$20)	\$ 2,500.00	End-of-Year Charity (3x300)	\$ 900.00
Pin Replacement (\$5.75)	\$ -	Christmas Venue	\$ 1,500.00
		Christmas Misc Exp.	\$ 120.00
<b>OTHER REVENUE</b>		Mo. Food Pantry Donation	\$ 600.00
Advertising (\$25x18)	\$ 450.00	Potluck Misc Exp.	\$ 80.00
Christmas Lunch (\$25x60pp)	\$ 1,500.00	Rotary Blade Purchase	NTY
Food Bank Collection	\$ 700.00	Guild Equipment Purch.	\$ 200.00
Regions Bank Rewards	\$ 200.00		
		<b>FUNDRAISING EXPENSES</b>	
		50/50 Raffel Payout (Net)	\$ 300.00
		Mystery Prize Exp.	\$ 200.00
<b>SUBTOTAL</b>	<b>\$ 15,260.00</b>	<b>SUBTOTAL</b>	<b>\$ 15,065.00</b>
Net Gain	\$ 195.00		
2019 Quilt Show Income	\$ 10,100.00	2019 Quilt Show Expenses	\$ 3,500.00
2019 TOTAL	\$ 25,555.00	2019 TOTAL	\$ 18,565.00
<b>NET GAIN</b>	<b>\$6,990.00</b>		

## 2019 Hernando Guild Challenge – “CARD TRICK”

As the winner of “Best of Show” for the 2018 Guild Challenge, Sue House with the help of Shirley Kerstetter – Viewer’s Choice, has chosen the subject for the 2019 Challenge. The Subject is the **“Card Trick” Quilt Block**.

The Card Trick Quilt Block must be featured in your quilt and be easily recognizable. The block can be any size and color. You can incorporate one or multiple blocks in your design, create a traditional or mini quilt, or create a unique design of your own. Applique and/or embellishments may be included. A sample of the Card Trick block and a breakdown view is pictured below.



(There is a pattern available for a 12” Card Trick block on ([www.quilterscache.com](http://www.quilterscache.com)) I’m sure you can find a pattern on the internet in a smaller block size as well.

**Categories:** The Quilts will be judged in one category.

**Judging:** We will again try to bring in an outside judge and will have “Best of Show”, 1<sup>st</sup> place, 2<sup>nd</sup> place and 3<sup>rd</sup> place. Guild members will vote for the winner of “Viewer’s Choice.”

**Quilting:** You must have hand or machine quilting on your quilt.

**Size:** No smaller than 16x16” and no larger than 45x60”. If you are smaller, or larger than the specifications, **your quilt will not be judged.**

**Due Date:** February 28, 2019 – Guild Meeting

**Rules:** You are not allowed to use a quilt that has been made previous to this challenge. It must be made between March 22, 2018 and February 28, 2019. There will be a sign-up sheet when you turn in your quilt. ALSO, you must have your name on the back of your quilt.

**Questions:** You can call, text, or e-mail Sue House at 607-425-9845 ([house.suzannea@gmail.com](mailto:house.suzannea@gmail.com)) or Shirley Kerstetter at 352-686-9057





# QUILT SHOWS/RETREATS



## **January 16, 2019 – Largo - MARK SHERMAN Lecture and Trunk Show by Suncoast Quilting Circle**

1:00 pm, Wednesday, January 16, 2019 at Christ the King Lutheran Church in Largo. Co-hosted by Hidden Stitches Quilt Guild. The public is welcome. \$5 charge (at the door). See [www.suncoastquiltingcircle.org](http://www.suncoastquiltingcircle.org) for more details.

## **January 25 & 26, 2019 9am to 4pm - Quilter's Crossing of Palm Harbor Presents their 16th biennial Quilt Show Quilting Under the Palms 2019**

**Location:** Countryside Recreation Center, 2640 Sabal Springs Drive, Clearwater, FL. 33761

Admission \$8 for one day, \$10 for two day admission Show will Include: Over 200 Beautiful Quilts, "Couture, Décor & More", Boutique, Door Prizes, Vendors, Drawing for a FREE Sewing Machine Courtesy of Sue's Bay Area Sewing. Demonstrations by Happy Apple and Florida Quilting Center, Raffle Baskets including one with a Featherweight Sewing Machine. Block Party (quilt block auction/sale) Free Parking

**January 25 and 26, 2019 The Villages -** The Showcase of Quilts 2019 will be held January 25, 2019 (9-5) and January 26, 2019 (9-4) in The Villages Florida. It will be located at 2 venues, Rohan Rec Center (850 Kristen Way) and Seabreeze Rec Center (2384 Buena Vista Blvd). We are expecting over 300 quilts to be on display made by members of The Villages Quilt Guild. There will also be 25 vendors, Boutique, Silent Auction, Charity Quilt, Demos, Basket Mania and an exhibit of the Evolution of Quilting. Admission is \$10 per person and bus transportation will be available between the 2 locations.

## **January 31 – February 2, 2019 - Welcome to World Quilt Florida at the Tampa Convention Center**

West Hall, 333 S Franklin St., Tampa, FL 33602  
Mancuso Show Management presents the 10th annual World Quilt Florida, one of the most internationally diverse events in the world of quilting and the textile arts. The quilt show features informative workshops and lectures, a Merchants Mall offering everything for the quilter, textile artist and home sewer, extraordinary special exhibits and the Florida Quilt Competition. Come join us to learn what all the excitement is about!

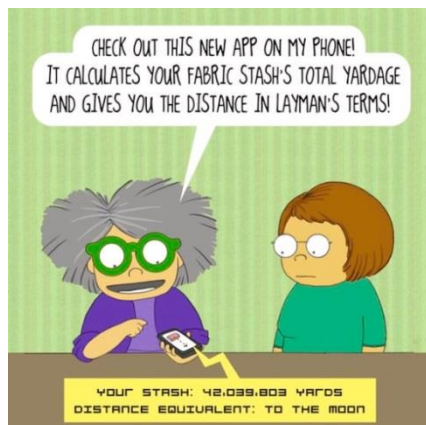
## **February 15 – 16, 2019 QUILT FIESTA QUILT SHOW By Quilter's Workshop Of Tampa Bay**

9:00am - 5:00pm Friday and 9:00am-4:00pm Saturday

The Quilt Fiesta quilt show will be held at the Salvation Army Worship Center at 1100 W Sligh Avenue, Tampa FL. **Entry fee is \$7 (cash or check)** Quilts on display, basket walk, small quilt auction, opportunity quilt drawing, vendors and yummy foods. Come enjoy Quilters Workshop Flights of Fancy!

## **February 27–March 2, 2019 • AQS Quilt Week Daytona Beach**

Wed.–Fri., 9am–5pm, Sat., 9am–4pm Location: Ocean Center • 101 North Atlantic Avenue, Daytona Beach, FL 32118 Admission: **Single Day - \$14.00, Two Day - \$25.00, Multi-Day \$35.00. 20% Discount for AQS Members.** Go to Website to see Hotels, info, etc. [www.quiltweek.com/locations/daytona beach](http://www.quiltweek.com/locations/daytona beach)







# Guild Events



## ***Annual Guild Christmas Luncheon – December 6th, 2018***

The 2018 Christmas Luncheon was held on December 6th at Silverthorne Country Club. Everyone had a good time and it was great to be able to enjoy each other's company. We had a wonderful gift exchange and introduction of the new officers for 2019/2020. The former President, Bonnie DeFranco, presented a beautiful plant and Appreciation Certificate as well as the traditional Quilt Blocks made by the members, to our out-going President, Barb Theriault. The staff at Silverthorne are to be commended for their hard work and keeping everything running smoothly. The meals were also very good. We would like to thank Nancy Jenkins for putting this event together. Also a thank you to all the little elves who volunteered at door check-in. The team-work was great as usual. Here are a few photos.







# Guild Events



## Annual Guild Christmas Luncheon- Continued – December 6th, 2018

President, Barb Theriault presented pins and Certificates Of Appreciation to 4 members in particular who have gone above and beyond for the guild. She also presented pins to all volunteers and committee heads.



Ava Rossler for her all around dedication to the guild in so many activities from Quilt show chair, dedicated teacher when needed and work on the annual Retreat.



Brigitte Kasm for 4 years of chairing the Veteran's Quilt Program for the Guild.



Louise Isabelle for over 80 hours of quilting our 2018 Opportunity Quilt free of charge for the Guild.



Ruthanne McGookey for providing all the block materials and patterns from her own stash at our annual retreat as well as all her dedicated teaching for the Guild.



Introduction of our 2019/2020 Officers for the Guild. From Left to Right: Sharon Didden; Treasurer, Louise Isabelle; Vice President, Karen Pilon; President, Out-going President; Barb Theriault, VP's Programs; Bonnie DeFranco and Sharon Allard, Secretary; Bev Abenante.



Bonnie DeFranco is presenting our out-going President, Barb Theriault, a Certificate of Appreciation and the Cottage Quilt Blocks made by all the members. Some of the beautiful blocks are pictured below and the beautiful plant presented to Barb as well.



### A Thank you Note From the President

Dear Guild Members,  
I cannot tell you how thankful and overwhelmed I was with such a wonderful send off as your President. I enjoyed serving the Guild and enjoy knowing and working with all of you. We have a wonderful Guild and I am honored to be a part of it.

Sincerely,  
Barb Theriault



# THIS & THAT....

## GUILD DECEMBER CHARITIES

Every year at Christmas the Guild gives \$300.00 each to 3 charities by a member vote. This year the vote was won by 3 charities dealing with Animals in some way or another. During the month of December, the President and the Treasurer set up appointments and personally delivered the letter and checks to each of the recipients.

### Cares Rescue – December 10<sup>th</sup> 12:30pm



A check was presented to Lisa Lewis for this organization that rescues animals and finds them loving homes. From left to right: Barb Theriault, Lisa Lewis, Sharon Didden, Bonnie DeFranco. Bonnie's wonderful dog "Teddy" came from this organization.

### K9 Partners for Patriots – December 12<sup>th</sup> 12:00pm



A check was presented to Mary Peter, the founder and director of this program that trains dogs to live with our Vets suffering both mental & physical war related injuries. From left to right: Ruthanne McGookey and her service dog, Barb Theriault, Mary Peter and Sharon Didden.

### Caring K9s Therapy Dogs – December 13<sup>th</sup> 10:00am



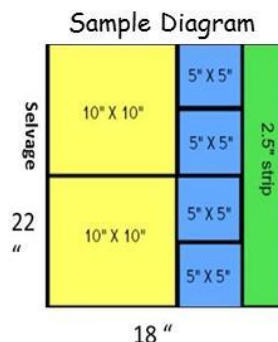
A check was presented to this organization's therapy team that provides training for Therapy dogs for the needs of our community.

## Monthly Quilt Show Boutique Project

Louise Isabelle has come up with a project that we will all be involved in for the Quilt Show Boutique. We will be making our own Charm Packs, Layer Cakes and 2 ½" strips from Fat Quarters. Each month will have an assigned color. You will cut 2 Fat Quarters a month, in the following way:

Trim your Fat Quarters carefully. Remove the selvedge. Then cut each Fat Quarter as described below.

- ☐ The first cut will be 10" – this will then be cut into two 10" squares
- ☐ Next cut a 5" strip. Then sub-cut into four 5" squares
- ☐ Finally, cut a 2 ½" strip



Pass your Charms, Layer Cakes and 2 ½" strips to either Louise Isabelle, or Terri Coley at the Guild Meeting. Put them in a plastic bag each month and put your name on the bag.

### Cut two Fat Quarters a month into: (See Sample above)

Two 10" Squares

Four 5" Charms

One 2 ½" Strip

See monthly schedule below:

2019	
January	Batiks
February	Purple
March	Floral (Multi)
April	Reds
May	Coral
June	Grey
July	Orange
August	Green
September	Neutral (Beige, Cream, White)





# This & That (Continued)



## How to set up your sewing machine for free-motion quilting: Lori's 12-step setup

Once your quilt top is finished, it's time to transform it into a quilt with the magic of machine quilting. There are some easy steps to take before the quilting can begin. These steps are simple but important in determining the final look and feel of your quilt. Here are the 12 setup steps Lori Kennedy always uses before she begins.

1. Clean and oil your machine. Due to the fast sewing speed and fibers migrating from the batting layer, free-motion quilting leads to more lint buildup and requires more frequent cleaning and oiling than other types of sewing.
2. Thread the bobbin. Wind several bobbins and thread the bobbin case as for normal sewing. If the bobbin requires a tension adjustment, do it only after stitching a sample and adjusting the top tension.
3. Attach a straight-stitch plate. The stitch plate is the metal plate that sits below the needle and presser foot. It has a single hole for straight stitching and provides more support to the fabric as the needle penetrates the quilt, preventing the fabric from being pushed into the needle opening, which in turn allows for better stitch formation.
4. Attach a table extension. In order to free-motion quilt smoothly, it's important to provide as much support for the quilt as possible. The completely flat surface provided by a set-in sewing cabinet is ideal. Extension tables are a good alternative and are available for most sewing-machine models. For very large quilts, add an ironing board or a banquet table beside the sewing machine to support the weight of the quilt.
5. Tape a Supreme Slider in place (optional). The Supreme Slider by LaPierre Studio is a Teflon sheet that adheres to the sewing bed and reduces friction during free-motion quilting. The Supreme Slider has a self-sticking back; however, to avoid accidentally stitching the Supreme Slider into the quilt if it shifts during quilting, many quilters use painter's tape to hold the sheet in place. The Supreme Slider is an optional accessory, but one of the few I highly recommend.
6. Insert a new needle. Always begin a quilt project with a new needle. During free-motion quilting, the needle passes through the fabric hundreds of times per minute. In addition, free-motion quilting often creates a slight tug on the needle as the quilt is maneuvered. Change your needle whenever you see skipped stitches, notice tension changes, or detect a change in the sound of your machine—all indicators that the needle is dull or bent.
7. Attach a free-motion quilting foot. Depending on the make and model of your sewing machine, you may have a choice of several presser feet for free-motion quilting. The appropriate foot is often called a darning foot (right), but choose the option that provides the greatest visibility. I like an open-toe foot with an offset shank.
8. Disengage the feed dogs. In normal sewing, the feed dogs advance the fabric with every stitch. In free-motion quilting, the quilter controls the speed and direction of the quilt without interference from the feed dogs. On most sewing machines the feed dogs can be lowered to disengage their function by switching a button. Alternatively, set the stitch length to zero and the feed dogs will remain in the original position but won't advance the fabric with each stitch.
9. Activate the needle-down function. Many sewing machines offer a "needle-down" option. When you use this function, every time you stop sewing the needle ends in the down position in the fabric. Engaging the needle-down function is very helpful in free-motion quilting, allowing you to maintain a continuous line of stitching when stopping to adjust quilt position or hand position.
10. Thread the machine. With the presser foot in the up position to properly engage the tension discs, thread the top of the machine as for normal sewing. For the best thread choices, see my "Thread" information in *More Free-Motion Machine Quilting* 1-2-3.
11. Stitch a test sample and adjust tension. Whenever starting a new project, stitch a sample to test tension, thread color, and the quilting motif. Most sewing machines have factory-set tensions suitable for straight stitching on two layers of fabric. Because free-motion quilting involves three layers, disengaged feed dogs, and a variety of thread types, it's likely that you'll need to make tension adjustments. Always adjust the top thread tension before making any bobbin adjustments. Tension adjustments may be required for each project, and on each day, because factors such as thread, batting, needle, and humidity all affect tension. (Find more tension-adjusting tips in the book.)
12. Begin stitching! Once the tension is adjusted and the stitches look perfect on your sample, you're ready to quilt.

While the list above may seem long, you'll be able to perform all of these steps quickly and start free-motion quilting in less than five minutes.



# Advertising



**BERNINA**  
**SEWING CENTER**


**Authorized BERNINA Dealer**

**In-Store Factory Trained Technician  
Service and Repairs on most Makes and Models**  
Classes - Notions - Threads - Books  
Fabrics and much more...

www.berninapfaff.com      Email: berninatpa@aol.com

**Hours: Mon - Thurs 10-6  
Fri 10-5  
Sat 9-4**


**5405 E Fowler Ave  
Temple Terrace FL 33617  
813-969-2458**



14215 7th St.  
Dade City, FL 33523  
Mon - Sat 10-5  
Thurs 10-8

Fabric • Books • Patterns  
Notions • Classes • Gift Items

Owner: Donna Lillibridge      Ph: 352-518-0003  
Manager: Carol Bradshaw      Fax: 352-518-0022  
Website: quiltsonplumlane.net      Email: plumlanedl@cs.com



**Lisa LaPointe**  
V. P.

**Lynn Haberl**  
President

Inspire! Quilting & Sewing, Inc.  
101 N Collins  
Plant City, FL 33563  
813 704 4867

**brother**  
at your side  
Anita Goodesign™  
EMBROIDERY DESIGNS • EVENTS • EDUCATION

www.inspirequilting.com  
www.facebook.com/inspirequilting

**A & A WHITE SEWING CENTER**  
AUTHORIZED BABY LOCK DEALER - MACHINE SALES AND SERVICE

**Sherrie & Mike Mauzy**  
3307 US Hwy 19  
Holiday, FL 34691  
727-232-6718



www.aawhitesewingcenter.com  
whitesewingcenter@gmail.com      facebook.com/sewhappy2016/

QUILTING • FABRIC • EMBROIDERY • CLASSES • AND MORE



**Pat Wilkinson**  
pipsqeak@verizon.net  
www.quilttilyouwilt.net  
727-862-6141

9609 Fulton Ave  
Hudson FL 34667

*Custom Machine Quilting  
Professional Embroidery*

Tues-Fri 10am-5pm  
Sat. 10am-3pm  
Fri 7pm-9pm

**Singer • Janome • Brother  
Sewing Center**



- Free Estimates
- We Service All Makes & Models
- Home Service Available
- FREE Lessons

**PLAZA OF THE OAKS  
8866 S.R. 52 & LITTLE RD.  
HUDSON**  
sjbsewing.com  
**727-868-3655**

**CHARLES GIACCHINO  
CATHERINE GIACCHINO**  
Open Mon - Fri 10 - 5  
Sat. 10 - 3



Store (813) 749-0888  
Lori Hoenemeyer – New Owner

- ☐ Pfaff sewing and embroidery machines.
- ☐ Husqvarna Viking sewing and embroidery machines.
- ☐ Sewing machine service and repair.

*A Fabric Crafting Store*


16541 Pointe Village Dr.  
Lutz, FL 33558

lori@scrapandsew.com  
www.scrapandsew.com

**Donald Bunn's Machine Quilting**

**Donald Bunn**  
Owner/Operator

963 E. Wacker St.  
Hernando, FL 34442  
(352) 533-3027  
Dbunn4@Tampabay.rr.com





# Advertising

**Suwannee Valley Quilt Shoppe**  
**517 N Main Street, Trenton, FL (352) 463-3842**

- ♦ Fabric & Classes
- ♦ Books & Supplies
- ♦ Machine Quilting
- ♦ Cross Stitch

**Open Mon—Sat 10 to 4**  
[www.suwanneeshops.com](http://www.suwanneeshops.com)

**Florida's Most Unique Quilt Shop**

- ♦ Stained Glass
- ♦ Antiques
- ♦ Framing
- ♦ Chocolatier



**Visit our Suwannee Rose Café**  
 For lunch & pastries homemade daily

**A-WHITE SEW & VAC**

- Sewing Machines
- Vacuum Cleaners

**REPAIRS ON ALL MODELS**

Airport Plaza • 979 N. Suncoast Blvd. • Crystal River, FL 34429 • 352-563-5338  
 Paddock Park Village • 3101 S.W. 34th Ave. #802 • Ocala, FL 34474 • 352-854-0022  
 La Plaza Grande South • 980 Bichara Blvd. • The Villages, FL 32159 • 352-753-0219  
[ocalasewing.com](http://ocalasewing.com)

**Rainbow's End**  
 QUILT SHOPPE

941 Broadway Street  
 Dunedin, Florida 34698  
 Phone: (727) 733-8572  
 Fax: (727) 736-0235

Tuesday	10 am – 5 pm
Wednesday	10 am – 8 pm
Thursday/Friday/Saturday	10 am – 5 pm
Sunday/Monday	Closed

[www.rainbowsendquiltshoppe.com](http://www.rainbowsendquiltshoppe.com)

**SEW & SAVE**

**SALES & SERVICE**  
**JUKI & NECCHI DEALER**

**TOWN SQUARE MALL**  
**3021 US 19 UNIT 270**  
**SPRING HILL, FL. 34606**

**352-684-5445**  
**WWW.SEWSAVE.NET**



**RANDY KASBERG**  
**SEWSAVE@ATT.NET**

**Happy Apple Quilts**  
**FLORIDA**  
**QUILTING CENTER**

M - F 10 - 5  
 Tue 10 - 7  
 Sat 10 - 3

Full Service Quilt Shop and  
 Longarm Quilting Training Facility  
 Fabric, Thread, Notions and Classes!

**INNOVA**  
 Innovative Quilting Systems

Sales, Service, Classes, Machine Rental  
 13013 W Linebaugh Av, Tampa

[www.HappyAppleQuilts.com](http://www.HappyAppleQuilts.com) 813-925-9037  
[www.FloridaQuiltingCenter.com](http://www.FloridaQuiltingCenter.com) 813-855-2857

**FABRIC Warehouse**  
**Husqvarna VIKING**

SEWING MACHINE  
 REPAIR AND  
 SERVICE

Becky Garland - Owner  
 Allyson O. - Manager  
**EPIC TEAM**  
 Marge, Brandon, Marie G.,  
 Marie L., Jasmin, Colleen

Website:  
[www.fabric-warehouse.net](http://www.fabric-warehouse.net)  
 Facebook:  
 Fabric Warehouse

Email  
[fwarehouse@tampabay.rr.com](mailto:fwarehouse@tampabay.rr.com)

**Husqvarna VIKING**  
**FABRIC WAREHOUSE**  
 Husqvarna Viking Authorized Dealer  
 3030 North Florida Ave  
 Lakeland, FL 33805  
 Corner of Griffin & North Florida Ave

Phone (863) 680-1325

Monday - Saturday 10 am - 5:30 pm  
 Over 4,000 bolts of fabric  
 "A Truly Unique Shopping Experience!"

**Bear's Paw Quilting, LLC**  
**Edge to Edge & Custom Longarm**  
**Machine Quilting**

Laurie Pearce  
 Owner & Longarm Machine Quilter

11332 Fulmar Rd.  
 Brooksville, FL 34614

Phone: 352-583-4705

Email: [bearspawquilting@gmail.com](mailto:bearspawquilting@gmail.com)

